

GWINNETT COUNTY, GEORGIA



CONSOLIDATED ANNUAL PERFORMANCE AND EVALUATION REPORT (CAPER) JANUARY 1, 2016 – DECEMBER 31, 2016

**PREPARED FOR SUBMISSION TO
THE U.S. DEPARTMENT OF HOUSING
AND URBAN DEVELOPMENT**

Prepared By



Table of Contents

Executive Summary.....	5
Goals and Outcomes.....	7
CR-05 Goals and Outcomes – 91.520	7
Beneficiaries.....	15
CR-10 Racial and Ethnic description of families assisted – 91.520(a)	15
Resources and Investments.....	17
CR-15 Resources and Investments – 91.520(a)	17
Affordable Housing.....	22
CR-20 Affordable Housing – 91.520(b).....	22
Homelessness	24
CR-25 Homeless and Other Special Needs – 91.220(d,e); 91.320(d,e); 91.520(c)	24
Public Housing	26
CR-30 Public Housing - 91.220(h); 91.320(j).....	26
Other Actions.....	27
CR-35 Other Actions - 91.220(j)-(k); 91.320(i)-(j).....	27
Monitoring.....	31
CR-40 Monitoring – 91.220;91.230	31
Citizen Participation	32
Citizen Participation Plan – 91.105(d); 91.115(d)	32
Community Development Block Grant.....	33
CR-45 CDBG – 91.520(c).....	33
HOME Investment Partnerships Program.....	34
CR-50 HOME – 91.520(d).....	34
Emergency Solutions Grant.....	36
CR-65 Persons Assisted.....	36
CR-70 Assistance Provided and Outcomes – 91.520(g)	39
CR-75 ESG Expenditures.....	40

List of Tables

Table 1 – 2016 HUD Funding allocations by Strategic Priority.....	6
Table 2 – Accomplishments – Program Year & Strategic Plan to Date.....	9
Table 3 – Assistance to Racial and Ethnic Populations by Source of Funds.....	15
Table 4 – Resources Made Available	17
Table 5 – Geographic Distribution and Location of Investments	18
Table 6 – Detailed Allocation by Target Area	18
Table 7 – Fiscal Year Summary – HOME Match Report.....	19
Table 8 – Match Contribution for the Federal Fiscal Year	20
Table 9 – Program Income.....	20
Table 10 – Minority Business and Women Business Enterprises.....	21
Table 11 – Minority Owners of Rental Property.....	21
Table 12 – Relocation and Real Property Acquisition.....	21
Table 13 – Number of Households Served.....	22
Table 14 – Number of Households Supported	22
Table 15 – Number of Persons Served.....	23
Table 16 – Household Information for Homelessness Prevention Activities.....	36
Table 17 – Household Information for Rapid Re-Housing Activities.....	36
Table 18 – Shelter Information.....	36
Table 19 – Household Information for Street Outreach.....	36
Table 20 – Household Information for Persons Served with ESG.....	37
Table 21 – Gender Information.....	37
Table 22 – Age Information.....	37
Table 23 – Special Population Served.....	38
Table 24 – Shelter Capacity	39
Table 25 – ESG Expenditures for Homelessness Prevention	40
Table 26 – ESG Expenditures for Rapid Re-Housing	40
Table 27 – ESG Expenditures for Emergency Shelter.....	40
Table 28 – Other Grant Expenditures	40
Table 29 – Total ESG Funds Expended	41
Table 30 – Other Funds Expended on Eligible ESG Activities.....	41
Table 31 – Total Amount of Funds Expended on ESG Activities.....	41

List of Exhibits

Exhibit 1 Gwinnett County Maps
Exhibit 2 Gwinnett County Citizen Participation – 2016 Draft CAPER
Exhibit 3Gwinnett County Section 3 Annual Reports
Exhibit 4Gwinnett County HUD IDIS Reports
Exhibit 5Fair Housing and Equal Opportunity (FHEO) Checklist

Executive Summary

The Gwinnett County Consolidated Annual Performance and Evaluation Report (CAPER), prepared for the U.S. Department of Housing and Urban Development (HUD), provides a detailed description of the county's use of HUD funding from January 1, 2016 – December 31, 2016. The report also measures the county's progress toward meeting the goals outlined in the 2015 – 2019 Consolidated Plan, available on the Gwinnett County website at <https://www.gwinnettcountry.com>.

Gwinnett County, Georgia, located approximately 30 miles northeast of Atlanta, is comprised of 437 square miles of suburban and rural communities. Gwinnett is home to 16 municipalities and has consistently been named one of the top 100 fastest-growing counties in the United States¹, with a population that increased from 588,448 in 2000 to approximately 859,234 in 2015².

The Gwinnett County Community Development Program through Gwinnett County Department of Financial Services (DoFS) is the lead agency responsible for the oversight and management of the county's HUD funding. Since 1986, Gwinnett County has received direct assistance as an entitlement community under HUD's Community Development Block Grant (CDBG) Program. Gwinnett County is also a participating jurisdiction under the HOME Investment Partnerships Program (HOME), as well as a formula grantee under the Emergency Solutions Grant (ESG) Program. Funds for these programs can only be used for Gwinnett residents who meet certain eligibility criteria and/or for eligible activities located within county borders, as outlined by program regulations.

Summary of Resources and Distribution of Funds

In 2016, Gwinnett County had \$13,731,861.96 in available resources, comprised of: FFY 2016 grant allocations for the CDBG, HOME, and ESG Programs totaling \$7,172,161.00; Program Income in the amount of \$136,464.82 ; and, a surplus of unexpended grant funds from 2011 through 2015, totaling \$6,423,236.14.

By December 31, 2016 the county spent \$8,926,152.17, or 65%, of the total available funds.

Strategic Priorities and Long-Term Objectives

CDBG, HOME, and ESG funds were awarded to projects that addressed the following strategic priorities outlined in the 2015-2019 Consolidated Plan:

¹ US Census Bureau, American FactFinder, Resident Population Estimates (various years), Accessed August 27, 2015. <http://factfinder.census.gov/faces/tableservices/jsf/pages/productview.xhtml?src=CF>

² US Census Bureau, American FactFinder, Community Facts- Gwinnett County, Georgia, Accessed March 3, 2017. http://factfinder.census.gov/faces/nav/jsf/pages/community_facts.xhtml#none

- 1) Increase Access to Affordable Housing;
- 2) Increase Housing Options for Homeless and At Risk of Homelessness;
- 3) Reduce Substandard Housing;
- 4) Increase Housing and Supportive Services for Targeted Populations;
- 5) Increase the Capacity of Public Facilities and Public Services to Improve the Social, Economic, and Physical environment by Acquiring, Constructing, or Rehabilitating Public Facilities, Revitalizing Older Areas of the County, Providing Equipment and Operating Support Through Public Service Activities, and Providing Overall Program Administration and Management; and,
- 6) Affirmatively Further Fair Housing Choice

A detailed breakdown of the 2016 funding allocations by priority is shown in Table 1.

Table 1 – 2016 HUD Funding Allocations by Strategic Priority				
Strategic Priority	CDBG	HOME	ESG	Total
1	\$0.00	\$1,888,455.03	\$0.00	\$1,888,455.03
2	\$0.00	\$0.00	\$437,200.00	\$437,200.00
3	\$490,110.57	\$0.00	\$0.00	\$490,110.57
4	\$716,051.00	\$0.00	\$0.00	\$716,051.00
5	\$3,968,732.00	\$142,917.26	\$35,448.00	\$4,147,097.26
6	\$15,000.00	\$0.00	\$0.00	\$15,000.00
TOTAL	\$5,189,893.57	\$2,031,372.29	\$472,648.00	\$7,693,913.86

Goals and Outcomes

CR-05 Goals and Outcomes - 91.520(a)

In 2016, Gwinnett County expended \$8,926,152.17 in CDBG, ESG, and HOME funding to further its strategic priorities as outlined in the 2015-2019 Consolidated Plan and 2016 Annual Action Plan.

Strategic Priority #1: Increase Access to Affordable Housing –

Gwinnett County expended \$1,887,231.27 in HOME funds to increase low- to moderate-income (LMI) residents' access to affordable housing. Atlanta Neighborhood Development Partnership (ANDP) and Lawrenceville Housing Corporation (LHC) used funding to acquire and rehabilitate 15 single-family units, which were sold to (LMI) homebuyers. Homestretch, the county's down-payment assistance program, provided loans to 32 LMI first-time homebuyers.

Strategic Priority #2: Increase Housing Options for Homeless and At Risk of Homelessness

Gwinnett County expended \$414,231.02 in Emergency Solutions Grant (ESG) funding to provide housing support and financial assistance for 652 persons, 52% (337) of whom were children. Emergency shelter was provided by seven subrecipients, four of which operate shelters. Homelessness prevention services were administered by three subrecipients, which provided financial assistance for rental arrears and short-term rental assistance to avert evictions. Lastly, two subrecipients offered Rapid Re-Housing programs to homeless persons in need of financial assistance to secure stable housing.

Strategic Priority #3: Reduce Substandard Housing

The county expended \$1,015,545.67 on projects that contributed to the preservation of Gwinnett's affordable housing stock. Homeowner education and housing counseling was provided to 786 persons. Through the Homeowner Housing Rehabilitation Program, 49 homes owned by income eligible clients were rehabilitated.

Strategic Priority #4: Increase Housing and Supportive Services for Targeted Populations

Gwinnett County expended a total of \$922,666.95 in CDBG funding on programs that served 2,614 persons who identify as severely disabled, survivors of domestic violence, elderly, and/or homeless. The funding was used by 12 subrecipients that provide services such as emergency, rental, and permanent housing; adult daycare; community integration and day programs for developmentally disabled adults; and, assistance to move homeless persons in to stable housing.

Strategic Priority #5: Increase the Capacity of Public Facilities and Public Services

Gwinnett County expended a total of \$4,673,330.43 in CDBG funding on overall management of the CDBG, HOME and ESG grant programs, as well as on public facilities and services. Projects carried out by 19 subrecipients included water and sewer improvements; construction of roads and sidewalks; health care facility acquisition and expansions; and, funding to support the operation of programs meeting the public services needs of the county. The projects benefited an aggregate of 10,391 LMI persons.

Strategic Priority #6: Affirmatively Further Fair Housing Choice

The Center for Pan Asian Community Services (CPACS) expended \$13,146.83 on Fair Housing activities. CPACS fully expended the award and performed Fair Housing outreach and education, assistance with filing Fair Housing complaints to HUD, and landlord/tenant mediation. In 2016, these activities benefited a reported 173 persons.

Comparison of the proposed versus actual outcomes for each outcome measure submitted with the 2015 – 2019 Consolidated Plan - 91.520(g)

Table 2 - Accomplishments – Program Year & Strategic Plan to Date										
Goal	Category	Source/Amount of 2016 award allocated	Indicator	Unit of Measure	Expected – Strategic Plan	Actual – Strategic Plan	Percent Complete	Expected – Program Year	Actual – Program Year	Percent Complete
Provide down-payment assistance	Affordable Housing	HOME/CDBG \$207,191.00	Direct financial assistance to homebuyers	Household Housing Unit	175	69	39%	27	32	119%
Acquisition/ Rehabilitation/ Disposition of Single-Family Units	Affordable Housing	HOME/ \$851,467.00	Acquisition/ Rehabilitation/ Disposition of Housing Units	Household Housing Unit	20	32	160%	13	15	115%
Acquisition/ Rehabilitation of Transitional Housing	Affordable Housing	CDBG/ \$0.00	Acquisition/ Rehabilitation of Transitional Housing Units	Household Housing Unit	12	0	0%	0	0	0%
Rehabilitation of Existing Housing	Affordable Housing	CDBG/ \$350,000.00	Number of Households Receiving Rehabilitation	Household Housing Unit	75	68	90%	18	49	272%
Homeowner Education	Affordable Housing	CDBG/ \$120,000.00	Number of Households Receiving Housing Counseling/ Homeowner Education	Households Assisted	5,000	1407	28%	705	742	105%

Gwinnett County, Georgia – 2016 Consolidated Annual Performance Evaluation Report (CAPER)

Goal	Category	Source/Amount of 2016 award allocated	Indicator	Unit of Measure	Expected – Strategic Plan	Actual – Strategic Plan	Percent Complete	Expected – Program Year	Actual – Program Year	Percent Complete
Energy Conservation and/or Weatherization of Existing Housing	Affordable Housing	CDBG/ (see Rehabilitation of Existing Housing)	Number of Households Receiving Rehabilitation	Household Housing Unit	25	58	232%	6	49	816%
Hazardous Materials Abatement/Removal	Affordable Housing	CDBG/ (see Rehabilitation of Existing Housing)	Number of Households Receiving Rehabilitation	Household Housing Unit	10	1	10%	6	1	16%
Acquire/Construct/Rehabilitate Housing for Targeted Populations	Affordable Housing	CDBG/ \$0.00	Number of Households Acquired/Constructed/Rehabilitated for Special Needs Housing	Households Assisted	450	0	0%	0	0	0%
Acquire/Construct/Rehabilitate Transitional Housing for Targeted Populations	Affordable Housing	HOME/ \$300,000.00	Acquisition/Rehabilitation of Transitional Housing Units	Household Housing Unit	12	21	175%	4	19	475%
Acquire/Construct/Rehabilitate Public Facilities and Infrastructure for Targeted Populations	Non-Housing Community Development	CDBG/ \$248,994.00	Number of Persons Benefiting from New or Improved Facilities for Targeted Populations	Persons Assisted	2,250	1,761	78%	40	20	50%

Gwinnett County, Georgia – 2016 Consolidated Annual Performance Evaluation Report (CAPER)

Goal	Category	Source/Amount of 2016 award allocated	Indicator	Unit of Measure	Expected – Strategic Plan	Actual – Strategic Plan	Percent Complete	Expected – Program Year	Actual – Program Year	Percent Complete
Financial Assistance (Equipment and Operating Costs) for Agencies Serving Targeted Populations	Non-Housing Community Development	CDBG/ \$608,484.00	Number of Persons Benefiting From New or Increased Services to Targeted Populations	Persons Assisted	3,500	8,432	241%	1,550	1,553	100%
Provide Support for Emergency Housing and Supportive Services for the Homeless	Homeless	ESG/ \$205,666.00	Number of Persons Receiving Overnight Shelter	Persons Assisted	2,500	1,148	45%	377	467	123%
Provide Funding to Increase Permanent Supportive Housing to Homeless and At Risk of Homelessness Populations	Homeless	ESG/ \$226,534.00	Number of Persons Receiving Homeless Prevention Assistance	Persons Assisted	2,000	407	20%	2056	185	8.9%
Support the Expansion of HMIS	Homeless	ESG/ \$5,000.00	Number of Agencies Utilizing HMIS	Agencies Assisted	15	7	46%	5	2	40%
Construct New Public Facilities and Infrastructure	Non-Housing Community Development Needs	CDBG/ \$593,565.00	Number of Persons Benefiting From Increased Capacity of Public Facilities	Persons Assisted	1,500	1355	90.00%	700	1355	194%

Gwinnett County, Georgia – 2016 Consolidated Annual Performance Evaluation Report (CAPER)

Goal	Category	Source/Amount of 2016 award allocated	Indicator	Unit of Measure	Expected – Strategic Plan	Actual – Strategic Plan	Percent Complete	Expected – Program Year	Actual – Program Year	Percent Complete
Improve Existing Deteriorated Public Facilities and Infrastructure	Non-Housing Community Development	CDBG/ \$2,770,739.00	Number of Persons Benefiting From Increased Capacity of Public Facilities	Persons Assisted	1,500	16,538	1,002%	788	4,962	629%
Provide Funding, Support, or Technical Assistance to Agencies Meeting the Public Service Needs of the County	Housing Community Development	CDBG/ \$0	Number of Persons Benefiting from New or Increased Services to Targeted Populations	Persons Assisted	3,725	116,093	3,117%	452	1,707	378%
Provide the Administrative Structure for the Planning, Implementation, and Management of the CDBG, HOME, and ESG grant programs as well as other housing, community development and homeless programs.	Non-Housing Community Development	CDBG/ \$1,076,677.00 HOME/ \$150,961.00 ESG/ \$40,448.00	N/A	N/A	N/A	N/A	N/A	N/A	N/A	N/A
Affirmatively Furthering Fair Housing Activities	Fair Housing	CDBG/ \$15,000.00	Number of Persons Benefiting from Fair Housing Activities	Households Assisted	200	437	219%	10	173	1730%

CDBG Accomplishments

In 2016, the Gwinnett Community Development Program Office managed 64 activities (including prior year activities carried forward) that contributed to the development of viable communities for the county's LMI residents. Table 2 provided the reported program accomplishments.

The county allocated \$2,770,739.00 in FFY 2016 CDBG funding to 9 Public Facilities activities that served an aggregate of 6,337 LMI residents. Additionally, the county carried forward \$1,075,169.20 in prior year CDBG funding to carry out activities that included repair of water and sewer lines, construction of sidewalks to connect people to transit centers and schools, and playground construction and renovations.

The county also invested \$248,994.00 in FFY 2016 CDBG funding in addition to \$664,339.75 made available from prior year funding toward the acquisition, construction, and rehabilitation of public facilities for targeted populations, including homeless, domestic violence survivors, elderly, and severely disabled.

The county allocated \$608,484.00 in FFY 2016 CDBG funding and carried forward \$22,711.95 to support 16 Public Services activities that served an aggregate of 517,297 LMI persons.

The county allocated \$15,000 in FFY 2016 CDBG funding for Fair Housing activities to an organization that served 173 LMI persons. Additionally, \$120,000 was made available in 2016 funding and \$1,400.00 was carried forward from prior years for housing counseling and homeownership education activities. An aggregate of 786 people were served.

The Homeowner Housing Rehabilitation program aims to reduce substandard housing by providing five-year deferred payment loans to income-eligible homeowners to make necessary repairs on their homes. Gwinnett County allocated \$350,000.00 in FFY 2016 funding and carried forward \$684,776.96 in prior year funding to rehabilitate 49 single-family homes.

ESG Accomplishments

In 2016, Gwinnett County invested \$432,200.00 and carried forward \$171,971.06 to address the needs of homeless and those at risk of becoming homeless. Seven non-profit organizations provided emergency lodging to a total of 467 homeless persons, exceeding the goal of reaching 377 by 23%. Five organizations used Rapid Re-Housing and Homelessness Prevention funds to provide direct financial assistance to 185 homeless and at-risk residents.

HOME Accomplishments

In 2016, Gwinnett County continued to create affordable housing opportunities via home ownership. The county allocated \$2,723,997.32 to acquire, rehabilitate, sale 15 homes to income eligible homebuyers exceeding the goal of reaching 13 households by 15%.

In 2016, Gwinnett County invested \$354,964.91 of 2014 and 2016 HOME funds to 32 LMI households, exceeding the annual goal of 27 persons.

Beneficiaries

CR-10 Racial and Ethnic description of families assisted – 91.520(a)

Table 3 – Assistance to Racial and Ethnic Populations by Source of Funds			
	CDBG	HOME	ESG
White	191,171	21	80
Black or African American	123,111	108	527
Asian	30,232	5	28
American Indian or American Native	2348	0	9
Native Hawaiian or Other Pacific Islander	134	0	2
Total	346,996	134	895
Hispanic	149,677	22	71
Not Hispanic	1,672	112	580

Table 3 reports the number of beneficiaries served by projects that were allocated funding in 2016 and those funded in prior years that continued operations and/or met completion in 2016.

CDBG

CDBG projects reported serving 346,996 persons in 2016. Of the total, 55% (197,171) were white; 35% (123,111) were Black/African-American; 8% (30,232) were Asian; and less than 1% (2,348) were American Indian or Native American and Native Hawaiian or Other Pacific (134). A reported 43% (149,677) of CDBG beneficiaries described themselves as Hispanic.

Three issues with the CDBG program’s demographic collection were identified during the development of this report:

- 1) 12,952 beneficiaries reported their race and ethnicity as ‘Other’, which cannot be reflected in the table shown above;
- 2) Per US Census Data, 37,405 Gwinnett County residents live in low-moderate income areas where infrastructure activities with area benefits occurred. These residents were not required to report demographic information, as they qualified under Area Benefit;
- 3) The Housing Homeowner Rehabilitation program maintains demographic data of only the head of household, as additional household members are not required to report their demographics.

HOME

HOME projects reported served 134 persons in 2016; 15.67% (21) were white and 80.59% (108) were Black/African-American. A reported 16.41% (22) described themselves as Hispanic.

HOME down-payment assistance projects reported served 32 persons in 2016; 16% (5) were white, 47% (15) were Black/African –American and 16% (5) were Asian. A reported 22% (7) described themselves as Hispanic.

ESG

Race/ethnicity data was not recorded for less than one percent of the 652 persons served.

Of the 646 ESG beneficiaries reported, 12% (80) were white; 82% (527) African-American; four percent (28) Asian; and, two percent (11) was American Indian, Pacific Islander, or Native Hawaiian. A reported 11% (71) identified as Hispanic.

Resources & Investments

CR-15 Resources and Investments - 91.520(a)

Table 4 - Resources Made Available			
Source of Funds	Source	Resources Made Available	Amount Expended During Program Year
CDBG	Public - Federal	\$9,328,458.32	\$6,446,381.86
HOME	Public - Federal	\$3,570,740.76	\$2,031,372.29
ESG	Public - Federal	\$696,198.06	\$448,398.02

CDBG

Gwinnett County's CDBG account held a balance of \$9,328,458.32; available for eligible activities in Project Year (PY) 2016. The county's 2016 CDBG allocation was \$5,189,894.00 and a surplus of \$4,138,564.32 was carried forward from CDBG PY 2011 through 2015. Program Income in the amount of \$41,477.00 was generated and expended throughout the year.

As of December 31, 2016, 69%, (\$6,446,381.86), of available CDBG funding had been expended, leaving a remaining balance of \$2,882,076.46.

On November 2, 2016 Gwinnett County met the 1.5 Timeliness Test Standards with a reported draw ratio of 0.85.

HOME

Gwinnett County's HOME account held a balance of \$3,570,740.76; available for eligible activities in PY 2016. The county's 2016 HOME allocation was \$1,509,619.00. A surplus of \$2,061,121.76 was carried forward from HOME PY 2013 through 2015. A surplus of \$18,031.90 in unexpended Program Income was also carried forward with a total of \$76,960.92 being generated throughout the year.

In PY 2016, 57%, (\$2,031,372.29), of available HOME funding was expended, leaving a forward balance of \$1,539,368.47.

ESG

Gwinnett County's ESG account reflected a balance of \$696,198.06; available for eligible activities in PY 2016. The county's 2016 allocation was \$472,648.00. A surplus of \$223,550.06 was carried forward from ESG PY 2015.

In PY 2016, 64%, (\$448,398.02), of available ESG funding was expended, leaving a forward balance of \$247,800.04.

Geographic distribution and location of investments

Table 5 – Geographic Distribution and Location of Investments		
Target Area	Planned Percentage of Allocation	Actual Percentage of Allocation
Countywide	30	66%
Low/Mod Census Tracts	70	34%

Gwinnett County’s combined CDBG, ESG, and HOME 2016 allocations totaled \$7,172,161.00. Although more than 66% of the county’s investment was awarded for projects that serve the entire county, seven activities provided an area benefit to identified low-income Census Tracts, as detailed in Table 6. These projects received an aggregate allocation of \$1,739,719.00.

Table 6 – Detailed Allocation by Target Area		
Target Area	Allocation	Percent of total 2016 allocation
Countywide	\$3,450,175.00	66.47%
Buford, GA Census Tract 501.06	\$425,000.00	8.19%
Buford, GA Census Tract 501.03	\$90,000.00	1.73%
Buford, GA Census Tract 501.03	\$250,000.00	4.82%
Dacula, GA Census Tract 506.08	\$300,000.00	5.78%
Lilburn, GA Census Tract	\$260,565.00	5.02%
Norcross, GA Census Tracts 503.20 & 503.11	\$171,154.00	3.30%
Loganville, GA Census Tract 507.31	\$243,000.00	4.68%

Leveraging

The Homestretch Down Payment Assistance program contributed \$240,000.00 in HOME funds to leverage 32 private market mortgages totaling \$4,533,362.88. The average purchase price of the homes was \$141,667.59.

Match

By law, HOME Program subrecipients are required to provide 25% Match from non-federal funds as a permanent contribution for affordable housing activities. In 2016, the 25% Match requirement was \$243,083.72, and \$266,459.91 (32%) was provided by the subrecipients, as shown in Tables 5 and 6 (on pages 19 and 20).

Table 7 - Fiscal Year Summary - HOME Match	
1. Excess match from prior Federal fiscal year	\$14,706,619.79
2. Match contributed during current Federal fiscal year	\$266,459.91
3. Total match available for current Federal fiscal year (Line 1 plus Line 2)	\$14,973,079.70
4. Match liability for current Federal fiscal year	\$243,083.72
5. Excess match carried over to next Federal fiscal year (Line 3 minus Line 4)	\$14,729,996.00

Table 7 - Fiscal Year Summary - HOME Match Report

Table 8 – Match Contribution for the Federal Fiscal Year								
Project No. or Other ID	Date of Contribution	Cash (non-Federal sources)	Foregone Taxes, Fees, Charges	Appraised Land/Real Property	Required Infrastructure	Site Preparation, Construction Materials, Donated labor	Bond Financing	Total Match
Project No. or Other ID	Date of Contribution	Cash (non-Federal sources)	Foregone Taxes, Fees, Charges	Appraised Land/Real Property	Required Infrastructure	Site Preparation, Construction Materials, Donated labor	Bond Financing	Total Match
2016-01	09/30/2016	\$0.00	\$0.00	\$0.00	\$0.00	\$0.00	\$0.00	\$0.00
2016-21	09/30/2016	\$107,739.91	\$0.00	\$0.00	\$0.00	\$0.00	\$0.00	\$107,739.91
2016-22	09/30/2016	\$0.00	\$0.00	\$33,397.00	\$0.00	\$0.00	\$0.00	\$33,397.00
2016-23	09/30/2016	\$0.00	\$0.00	\$63,804.00	\$0.00	\$0.00	\$0.00	\$63,804.00
2016-24	09/30/2016	\$0.00	\$0.00	\$0.00	\$0.00	\$0.00	\$0.00	\$0.00
2016-25	09/30/2016	\$25,000.00	\$0.00	\$0.00	\$0.00	\$0.00	\$0.00	\$25,000.00
2016-30	09/30/2016	\$0.00	\$0.00	\$36,519.00	\$0.00	\$0.00	\$0.00	\$36,519.00
Total		\$132,739.91	\$0.00	\$133,720.00	\$0.00	\$0.00	\$0.00	\$266,459.91

Table 8 – Match Contribution for the Federal Fiscal Year

Table 9 - Program Income				
Balance on hand at beginning of reporting period	Amount received during reporting period	Total amount expended during reporting period	Amount expended for TBRA	Balance on hand at end of reporting period
\$0	\$76,960.12	\$58,929.02	\$0.00	\$18,031.90

HOME MBE/WBE report

Table 10 – Minority Business and Women Business Enterprises						
Minority Business Enterprises						
	Total	Alaskan Native or American Indian	Asian or Pacific Islander	Black Non-Hispanic	Hispanic	White Non-Hispanic
Contracts						
Number	0	0	0	0	0	0
Dollar Amount	\$0.00	\$0.00	\$0.00	\$0.00	\$0.00	\$0.00
Sub-Contracts						
Number	0	0	0	0	0	0
Dollar Amount	\$0.00	\$0.00	\$0.00	\$0.00	\$0.00	\$0.00
Women Business Enterprises						
	Total	Women	Male			
Contracts						
Number	0	0	0			
Dollar Amount	\$0.00	\$0.00	\$0.00			
Sub-Contracts						
Number	0	0	0			
Dollar Amount	\$0.00	\$0.00	\$0.00			

Table 11 – Minority Owners of Rental Property						
	Total	Alaskan Native or American Indian	Asian or Pacific Islander	Black Non-Hispanic	Hispanic	White Non-Hispanic
Number	0	0	0	0	0	0
Dollar Amount	\$0.00	\$0.00	\$0.00	\$0.00	\$0.00	\$0.00

Table 12 – Relocation and Real Property Acquisition						
Parcels Acquired				0	0	
Businesses Displaced				0	0	
Nonprofit Organizations Displaced				0	0	
Households Temporarily Relocated, not Displaced				0	0	
Minority Property Enterprises						
Households Displaced	Total	Alaskan Native or American Indian	Asian or Pacific Islander	Black Non-Hispanic	Hispanic	White Non-Hispanic
Number	0	0	0	0	0	0
Cost	\$0.00	\$0.00	\$0.00	\$0.00	\$0.00	\$0.00

Affordable Housing

CR-20 Affordable Housing - 91.520(b)

Table 13 – Number of Households Served		
	One-Year Goal	Actual
Number of homeless households to be provided affordable housing units	377	43
Number of non-homeless households to be provided affordable housing units	40	115
Number of special-needs households to be provided affordable housing units	2056	13
Total	2,473	171

Table 14 – Number of Households Supported		
	One-Year Goal	Actual
Number of households supported through rental assistance	2056	73
Number of households supported through the production of new units	0	0
Number of households supported through the rehab of existing units	30	64
Number of households supported through the acquisition of existing units	15	15
Total	2,101	152

Barriers to meeting goals

As identified in the 2015 Analysis of Impediments to Fair Housing (AI), the lack of affordable housing options in Gwinnett County is the primary barrier to stabilizing the county’s homeless. The short supply of affordable housing units is in high demand among Gwinnett’s LMI population.

Gwinnett’s ESG program offers opportunities to move homeless persons into stable housing. However, background checks on potential rental applicants make it difficult for many individuals who may have credit challenges, prior evictions, or incarcerations to access housing. ESG subrecipients offering Rapid Re-Housing services to move homeless residents into stable housing cannot assist anyone who earns more than 50% AMI. However, a common practice of property owners throughout the county is to require tenants to have household incomes that are three times the amount of rent listed for the property in which they are interested. In 2016, the Fair Market Rent (FMR) for a one bedroom apartment in the Gwinnett was \$764. To meet the income requirement of three times the amount of rent, a single person must earn at least \$2,292 per month to be

qualified for the apartment, which is just over 200% of Federal Poverty Limits. The income requirement is a challenge LMI residents to secure and maintain safe and stable, affordable housing.

Impact on future annual action plans

Subrecipients will be strongly encouraged to consider market conditions, and availability of rental and permanent affordable housing options when determining realistic 12-month beneficiary goals. Subrecipients will also be encouraged to identify barriers to providing affordable housing, and to outline strategies for overcoming them.

Number of extremely low-income, low-income, and moderate-income persons served by each activity where information on income by family size is required to determine the eligibility of the activity

Table 15 – Number of Persons Served		
Number of Persons Served	CDBG Actual	HOME Actual
Extremely Low-income	75,893	12
Low-income	15,683	10
Moderate-income	6,172	37
Total	97,748	59

HOME

HOME projects included acquisition/rehabilitation/disposition of single-family and rental homes. The properties were sold and rented to low to-moderate-income persons. The Homestretch program provided down-payment assistance to LMI first-time homebuyers.

CDBG

Seven public facilities projects provided area benefits to low-income Census Tracts. Of the 19 activities that were allocated public services funding, eight served presumed benefit groups. The Homeowner Housing Rehabilitation Program benefitted 49 LMI residents.

Homelessness

CR-25 Homeless and Other Special Needs - 91.220(d, e); 91.320(d, e); 91.520(c)

Reaching out to homeless persons (especially unsheltered persons) and assessing their individual needs

Gwinnett County does not have any agencies that have expressed interest in the Street Outreach component of the ESG program which is a weakness in our network. The County conducted a Point in Time Count (PIT) and completed surveys of current unsheltered persons in early January 2017. Results from this count will enable our office to allocate money according to needs including providing Street Outreach to unsheltered people.

Additionally, Gwinnett County participates in Georgia's Balance of State Continuum of Care (BoS), which is administered by the Georgia Department of Community Affairs (DCA). The BoS is currently working to develop a coordinated assessment system that will allow organizations throughout the BoS to practice the "No Wrong Door Approach" and maximize efficient use of funding.

Gwinnett County continued to require ESG subrecipients to participate in collaborative sponsored by the Gwinnett Coalition for Health and Human Services. The monthly meetings provide an opportunity for service providers to share resources, knowledge, and strategies to address the needs of Gwinnett's homeless population.

Addressing the emergency shelter and transitional housing needs of homeless persons

While the Partnership Against Domestic Violence and Center for Pan Asian Community Services (CPACS) operate on-site emergency shelters, the majority of Gwinnett County Emergency Shelter subrecipients provide emergency lodging via hotel/motel vouchers. In 2016, a project administered by Another Chance of Atlanta used funding to support a scattered-site emergency shelter that can accommodate up to 8 individuals per /night. Rainbow Village (Transitional Housing) also continued to provide transitional housing services using 3 apartment buildings on their campus. The program can now accommodate 18 families.

Helping low-income individuals and families avoid becoming homeless, especially extremely low-income individuals and families and those who are: likely to become homeless after being discharged from publicly funded institutions and systems of care (such as health care facilities, mental health facilities, foster care and other youth facilities, and corrections programs and institutions); and, receiving

assistance from public or private agencies that address housing, health, social services, employment, education, or youth needs

In 2016, Gwinnett County awarded funding to a project administered by Another Chance of Atlanta. Through an agreement with the Gwinnett County District Attorney's office, Another Chance of Atlanta provides immediate access to emergency shelter for US military veterans upon their release from correctional programs. The program provides comprehensive case management services; often the first action necessary is to assist veterans to navigate the processes of obtaining replacement Social Security cards, Birth Certificates, state issued ID's, and military discharge paperwork. Case managers can subsequently help the veterans apply for non-cash benefits like health insurance and the Supplemental Nutrition Assistance Program (SNAP). Case managers also help the veterans secure income, either through gainful employment or by obtaining Social Security benefits. Once income is established, permanent housing solutions are pursued.

Helping homeless persons (especially chronically homeless individuals and families, families with children, veterans and their families, and unaccompanied youth) make the transition to permanent housing and independent living, including shortening the period of time that individuals and families experience homelessness, facilitating access for homeless individuals and families to affordable housing units, and preventing individuals and families who were recently homeless from becoming homeless again

Gwinnett County ESG subrecipients utilize intensive case management to help homeless persons move from homelessness to permanent housing and independent living. Case managers identify gaps in the clients' life skills and support networks, and connect them to the appropriate resources (e.g. job skills training, mental health and substance abuse treatment, GED classes, etc.). The addition of wraparound services can shorten the period of time that individuals and families experience homelessness, increase access to affordable housing units, and reduce the incidence of chronic homelessness.

Public Housing

CR-30 Public Housing - 91.220(h); 91.320(j)

Actions taken to address the needs of public housing

The Gwinnett County Community Development Program continues to work with all three Public Housing Authorities in Gwinnett County (Lawrenceville Housing Authority, Buford Housing Authority, and Norcross Housing Authority) to develop and/or maintain affordable housing.

In 2016, The Lawrenceville Housing Corporation (LHC), (a non-profit subsidiary of LHA), was awarded \$39,000.00 in CDBG funding for operating costs and \$525,000.00 in HOME funding for its single-family homeownership program (Welcome Home) and rental housing program (Pathway Home).

Actions taken to encourage public housing residents to become more involved in management and participate in homeownership

All three of Gwinnett’s public housing authorities solicit resident input during the creation of their Annual Agency Plans and other long-range planning documents. They also provide meeting space and technical assistance to their Resident Advisory Boards as issues are identified.

LHA has developed supplemental programs through its non-profit subsidiary (LHC) to offer additional affordable housing development options. These program offerings include a transitional rental program that targets homeless residents in Gwinnett County and a first-time homeownership program that is marketed to existing public housing residents in an effort to place them into a permanent housing situation. These programs are supported with Gwinnett County HOME funds and CDBG Public Services dollars.

Actions taken to provide assistance to troubled PHAs

HUD has not classified any of Gwinnett County’s Public Housing Authorities as “troubled.”

Other Actions

CR-35 Other Actions - 91.220(j)-(k); 91.320(i)-(j)

Actions taken to remove or ameliorate the negative effects of public policies that serve as barriers to affordable housing such as land use controls, tax policies affecting land, zoning ordinances, building codes, fees and charges, growth limitations, and policies affecting the return on residential investment. 91.220 (j); 91.320 (i)

As part of the county's plan to reduce impediments identified in its 2015 Analysis of Impediments to Fair Housing Choice (AI), Gwinnett County awarded \$15,000.00 in CDBG funding to the Center for Pan Asian Community Services for Fair Housing education and activities. Affirmatively Furthering Fair Housing Choice is a strategic priority identified in the county's 2015-2019 Consolidated Plan.

Community Development staff reviewed the new Affirmatively Furthering Fair Housing (AFFH) Rule and the Supreme Court decision regarding Disparate Impact. A briefing was provided to the county in addition to a review of all local zoning ordinances (county and Municipalities) that was completed as part of the AI. In order to ensure continued compliance with the new AFFH provisions, annual reviews of new zoning and land-use decision will be provided throughout the period covered by the current AI, and progress will be reported in future CAPERs.

Additionally, the county allocated HOME funding to non-profit developers to acquire, rehabilitate, and resell affordable housing, acquire and renovate rental housing, and provide down-payment assistance to income-qualified first-time homebuyers.

Actions taken to address obstacles to meeting underserved needs. 91.220(k); 91.320(j)

As identified in the county's 2016 Action Plan, three of the greatest underserved needs of LMI residents are affordable housing, affordable childcare, and access to affordable and accessible transportation.

Affordable Housing

Throughout 2016, Gwinnett County partnered with Lawrenceville Housing Corporation (LHC), Gwinnett Habitat for Humanity, and Atlanta Neighborhood Development Partnership (ANDP) to acquire 27 housing units that will be rehabilitated and sold to LMI homebuyers. The Homestretch Down-payment Assistance program provided deferred-payment loans of \$7,500 to 32 first-time low to moderate-income homebuyers. LHC

acquired and rehabilitated two housing units that were subsequently rented to formerly homeless families for its Pathway Home rental housing program.

Affordable Childcare

Gwinnett County awarded FFY 2016 CDBG funding to organizations that provide childcare and after-school programming to Gwinnett County's youth. Rainbow Village received \$24,421.00 to reconstruct the playgrounds and install a toy sanitizer at their Early Childhood Development Center.

Affordable Transportation

In 2016, Gwinnett County Transit added Saturday service on all local routes. The county also continued to update the Comprehensive Transportation Plan, which was initially adopted in 2001.

Actions taken to reduce lead-based paint hazards. 91.220(k); 91.320(j)

Participation in the CDBG Homeowner Housing Rehabilitation Program requires initial home inspections by a contracted HUD-certified inspector. Out of the 49 homes inspected in 2016, ten required testing for lead and/or asbestos and one home required the removal of hazardous materials (asbestos).

Actions taken to reduce the number of poverty-level families. 91.220(k); 91.320(j)

Throughout 2016, Gwinnett County attempted to reduce the number of poverty level families by increasing employment opportunities, reducing living costs, and increasing job training. With the provision of CDBG, HOME and ESG funding, the county supported local non-profit agencies that provide comprehensive services to poverty-level families, ranging from credit counseling and budgeting to comprehensive case management.

Actions taken to develop institutional structure. 91.220(k); 91.320(j)

Gwinnett County's Community Development Office is staffed by an outside consulting firm, (W. Frank Newton, Inc.). In 2016, WFN utilized the Quality Control Assessment Tool (QCAT), designed to assess overall management of the Community Development Program. The office was monitored monthly, and the recommendations were presented in December.

Actions taken to enhance coordination between public and private housing and social service agencies. 91.220(k); 91.320(j)

In 2016, Gwinnett County continued to require ESG subrecipients to attend monthly collaborative meetings sponsored by the Gwinnett Coalition for Health and Human Services. The collaboratives are designed to bring together a wide range of service

providers for networking and opportunities to address broad issues that impact Gwinnett's most vulnerable populations.

Actions taken to overcome the effects of any impediments identified in the jurisdictions analysis of impediments to fair housing choice. 91.520(a)

Gwinnett County's 2015 Analysis of Impediments to Fair Housing Choice (AI) identified the following six impediments:

Impediment #1: A Lack of Affordable Housing Supply

In 2016, Gwinnett County addressed this impediment by:

- Preserving the county's affordable housing stock by expending \$1,015,545.67 in CDBG funding to rehabilitate 49 homes owned by LMI residents.
- Increasing the production of affordable housing units by expending \$1,887,231.27 in HOME funding for the acquisition, rehabilitation, and disposition of single-family homes.
- Hosting an Affordable Housing Roundtable for local community leaders and housing providers, designed to increase the understanding and interest in the HOME Program and its capacity to transform communities. The event drew more than 30 professionals who identified strengths, weakness, opportunities and threats to affordable housing in Gwinnett County. The group developed ideas for innovative strategies to address the identified needs.

Impediment #2: Accessibility and Mobility Issues

In 2016, Gwinnett County addressed this impediment by continuing its update to the 2030 Unified Plan, which includes the Comprehensive Transportation Plan (CTP). Community Development staff actively participates in the Comprehensive Transportation Plan Stakeholder Committee.

Impediment #3: Restrictive Zoning Provisions

In 2016, Gwinnett County addressed this impediment by actively participating in the process of updating the 2030 Unified Plan.

Impediment #4: Resident Viewpoint on Affordable Housing

In 2016, Gwinnett County addressed this impediment by:

- Expending \$13,146.83 on Fair Housing education activities; and,
- Observing and promoting April 2016 as Fair Housing month.

Impediment #5: Deficiency of Fair Housing Education

In 2016, Gwinnett County addressed this impediment by expending \$142,561.45 on Fair Housing education and housing counseling activities.

The Center for Pan Asian Community Services (CPACS) expended \$15,000.00 on Fair Housing activities. The agency disseminated Fair Housing materials, (posters, flyers, and booklets), in English, Chinese, Korean, Spanish, and Vietnamese. An estimated 2,500 persons were reached during weekly outreach efforts at local specialty markets catering to CPACS' targeted population. CPACS' staff advertised and updated Fair Housing information on social media and presented on Fair Housing rights via Radio Korea, reaching an estimated 1,700 persons. In collaboration with CPACS' English as a Second Language program and homebuyer workshops, Fair Housing education was provided to 173 persons.

Impediment #6: Underserved Populations

In 2016, Gwinnett County addressed this impediment by requiring ESG subrecipients to attend monthly collaborative meetings hosted by the Gwinnett Coalition for Health and Human Services. The meetings provided subrecipients with opportunities to network and coordinate services for shared populations. By reducing the potential for duplication of services, ESG providers maximized their efficient use of ESG funds.

Monitoring

CR-40 Monitoring - 91.220 and 91.230

Standards and procedures used to monitor activities and ensure long-term compliance with requirements of the programs involved

Each year, the Gwinnett County Community Development Program conducts an annual risk analysis to determine which projects are monitored for compliance with grant requirements. This risk analysis is conducted for every subrecipient expending funding during the program year. All of the risk analysis scores are averaged; projects that scored above the average are identified for on-site monitoring. Additionally, all new subrecipients and those that have not been monitored within the prior five years are automatically identified, regardless of their risk analysis score.

Once the risk analysis evaluation has been completed, monitoring visits are scheduled. Results letters and Monitoring Compliance Reports are issued within 30 days of the visit. Subrecipients are required to respond to any concerns or findings within 30 days of their receipt of the results letter. All concerns and/or findings must be considered closed by the Community Development Program in order for the grantee to qualify for funding during the next application cycle.

Risk Analyses are conducted in August and monitoring visits are scheduled throughout the fourth quarter of the year.

Citizen Participation

Citizen Participation Plan - 91.105(d); 91.115(d)

Efforts to provide citizens with reasonable notice and an opportunity to comment on performance reports.

On Thursday, February 23, 2017 the 2016 CAPER was advertised for Public Comment in the Gwinnett Daily Post. English and Spanish versions of the Public Notice are included in Exhibit 1. Copies of the Public Notice were distributed to organizations that serve low-income persons, minorities, and/or protected classes throughout the county. Public Comments were accepted from Thursday, February 23, 2017 through Monday, March 16, 2017. A Public Hearing was held on Wednesday, March 8, 2017 at the Gwinnett County Community Development Program Office.

No citizens attended the Public Hearing.

Community Development Block Grant (CDBG)

CR-45 CDBG - 91.520(c)

No changes were made to the CDBG program during PY 2016. The county evaluated projects based on strategic priorities and awarded funding based on that evaluation.

In the 2015-2019 Consolidated Plan, Gwinnett County committed to the following goals:

- Increase Access to Affordable Housing;
- Increase Housing Options for Homeless and At Risk of Homelessness;
- Reduce Substandard Housing;
- Increase Housing and Supportive Services for Targeted Populations;
- Increase the Capacity of Public Facilities and Public Services to Improve the Social, Economic, and Physical Environment by Acquiring, Constructing, or Rehabilitating Public Facilities, Revitalizing Older Areas of the County, Providing Equipment and Operating Support Through Public Service Activities, and Providing Overall Program Administration and Management; and
- Affirmatively Further Fair Housing.

In 2016, the county expended CDBG funds to maintain existing affordable housing, provide operating dollars to non-profit organizations, support fair housing education programs, and improve public infrastructure.

For the remainder of the county's consolidated plan period, the Community Development staff will continue conducting annual needs assessments to determine if strategic priorities will need to be shifted.

HOME Investment Partnerships Program (HOME)

CR-50 HOME - 91.520(d)

Results of on-site inspections of affordable rental housing assisted under the program to determine compliance with housing codes and other applicable regulations

The following affordable rental units required inspection in 2016.

- 107 Davis Mill Court
- 1503 Little Creek Drive
- 1644 Cove Creek Circle
- 1719 Coleville Oak Lane
- 314 Lobdale Falls Drive
- 3277 -A Delma Court
- 3277-B Delma Court
- 350 Paden Cove Trail
- 4043 Settlers Hill Way
- 4045 Buckley Woods Trail
- 518 Double Creek Drive
- 525 Little Creek Drive

These properties are associated with the Lawrenceville Housing Corporation's Pathways Home Program. Properties are inspected by an independent inspector who makes recommendations for repairs and notifies the subrecipient.

Assessment of Gwinnett County's affirmative marketing actions for HOME units. 92.351(b)

Gwinnett County complies with all requirements of its affirmative marketing plan by advertising available properties via the First Multiple Listing Service and Georgia Multiple Listing Service. This provides property information and access to realtors representing a wide range of clientele.

Additionally properties are advertised on subrecipient websites, flyers are prepared for public distribution, and other materials are developed for the purposes of advertising property availability. All materials are reviewed and approved by the Community Development Program and must meet Equal Housing Opportunity requirements.

Amount and use of program income for projects

A total of \$58,929.02 in program income was expended in PY 2016. All program income funds were expended on the Homestretch Down-payment Assistance Program in PY 2016.

Other actions taken to foster and maintain affordable housing. 91.220(k)

The Community Development Program identified the need to address the lack of affordable housing as one of its top priorities in the current Consolidated Plan and provided funding for the operation of the following activities;

- Down-payment assistance to first-time homebuyers;
- Single-Family Homeownership Program Funding for Non-Profit Developers; and
- Single-Family Rental Property Development for a Non-Profit Developer

The county will continue to evaluate its current HOME program activities and look for new eligible activities that can be funded under the HOME program to further address affordable housing needs.

Emergency Solutions Grant (ESG)

CR-65 Persons Assisted

Persons Served

Table 16 – Household Information for Homelessness Prevention Activities	
Number of Persons in Households	Total
Adults	61
Children	56
Don't Know/Refused/Other	0
Missing Information	0
Total	117

Table 17 – Household Information for Rapid Re-Housing Activities	
Number of Persons in Households	Total
Adults	30
Children	38
Don't Know/Refused/Other	0
Missing Information	0
Total	68

Table 18 – Shelter Information	
Number of Persons in Households	Total
Adults	224
Children	243
Don't Know/Refused/Other	0
Missing Information	0
Total	467

Table 19 – Household Information for Street Outreach	
Number of Persons in Households	Total
Adults	0
Children	0
Don't Know/Refused/Other	0
Missing Information	0
Total	0

Totals for all persons served with ESG

Table 20 – Household Information for Persons Served with ESG	
Number of Persons in Households	Total
Adults	315
Children	337
Don't Know/Refused/Other	0
Missing Information	0
Total	652

Gender for all persons served with ESG

Table 21 – Gender Information	
Gender Reported	Total
Male	232
Female	419
Transgender	1
Don't Know/Refused/Other	0
Missing Information	0
Total	652

Age for all persons served with ESG

Table 22 – Age Information	
	Total
Under 18	337
18-24	37
25 and over	278
Don't Know/Refused/Other	0
Missing Information	0
Total	652

Total number persons from special populations served

Table 23 – Special Population Served				
Subpopulation	Total	Total Persons Served - Prevention	Total Persons Served - RRH	Total Persons Served in Emergency Shelters
Veterans	20	1	6	13
Victims of Domestic Violence	276	0	0	276
Elderly	4	2	1	1
HIV/AIDS	0	0	0	0
Chronically Homeless	26	0	1	25
Persons with Disabilities:				
Severely Mentally Ill	0	0	0	0
Chronic Substance Abuse	0	0	0	0
Other Disability	25	0	12	13
Total	351	3	20	328

CR-70 Assistance Provided and Outcomes - 91.520(g)

Shelter Utilization

Table 24 – Shelter Capacity	
Number of New Units - Rehabbed	0
Number of New Units - Conversion	0
Total Number of bed - nights available	49,289
Total Number of bed - nights provided	48,227
Capacity Utilization	97.84%

Project Outcomes Data measured under the performance standards developed in consultation with the CoC(s)

Develop and adhere to priorities for service delivery by need

Per the ESG Interim Rule, all subrecipients were required to submit operating procedures that outline specific plans for engaging clients who meet the project requirements. All subrecipients complied with this requirement.

Assist clients in rapid movement to permanent housing from shelters or from the street

Collaborative efforts between ESG subrecipients and the Gwinnett County Coalition for Health and Human Services have resulted in improved access to stable housing for citizens experiencing homelessness.

Ensure that clients have easy access to services (No Wrong Door Approach)

ESG subrecipients are required to attend monthly collaborative meeting sponsored by the Gwinnett Coalition for Health and Human Services. Participants share resources and knowledge and work together to develop solutions to issues common to the shared population served.

Provide comprehensive case management to address a spectrum of needs for each client

Case management is provided to all clients served by Gwinnett County ESG projects. At intake, barriers to housing stability are identified and plans are developed to address them. Typical interventions are education and job training, life skills training, and resource connection.

CR-75 – ESG Expenditures

Table 25 – ESG Expenditures for Homelessness Prevention			
	Dollar Amount of Expenditures in Program Year		
	2014	2015	2016
Expenditures for Rental Assistance	\$38,415.00	\$34,655.29	\$109,199.60
Expenditures for Housing Relocation and Stabilization Services - Financial Assistance	\$0.00	\$2,798.77	\$0.00
Expenditures for Housing Relocation & Stabilization Services - Services	\$0.00	\$11,147.13	\$0.00
Expenditures for Homeless Prevention under Emergency Shelter Grants Program	\$0.00	\$0.00	\$0.00
Subtotal Homelessness Prevention	\$38,415.00	\$48,601.19	\$109,199.60

Table 26 – ESG Expenditures for Rapid Re-Housing			
	Dollar Amount of Expenditures in Program Year		
	2014	2015	2016
Expenditures for Rental Assistance	\$25,122.00	\$32,612.48	\$78,435.08
Expenditures for Housing Relocation and Stabilization Services - Financial Assistance	\$0.00	\$11,529.93	\$0.00
Expenditures for Housing Relocation & Stabilization Services - Services	\$0.00	\$29,093.13	\$0.00
Expenditures for Homeless Assistance under Emergency Shelter Grants Program	\$0.00	\$0.00	\$0.00
Subtotal Rapid Re-Housing	\$25,122.00	\$73,235.54	\$78,435.08

Table 27 – ESG Expenditures for Emergency Shelter			
	Dollar Amount of Expenditures in Program Year		
	2014	2015	2016
Essential Services	\$129,571.00	\$63,616.72	\$55,231.80
Operations	\$0.00	\$252,708.26	\$128,875.08
Renovation	\$0.00	\$0.00	\$0.00
Major Rehab	\$0.00	\$0.00	\$0.00
Conversion	\$0.00	\$0.00	\$0.00
Subtotal	\$129,571.00	\$316,324.98	\$184,106.88

Table 28 - Other Grant Expenditures			
	Dollar Amount of Expenditures in Program Year		
	2014	2015	2016
Street Outreach	\$0.00	\$0.00	\$0.00
HMIS	\$500.00	\$9,000.00	\$9,167.00
Administration	\$0.00	\$20,830.90	\$122,913.00

Table 29 - Total ESG Funds Expended		
2014	2015	2016
\$193,608.00	\$467,992.61	\$503,821.56

Match Source

Table 30 - Other Funds Expended on Eligible ESG Activities			
	2014	2015	2016
Other Non-ESG HUD Funds	\$305,339.64	\$97,107.65	\$178,546.19
Other Federal Funds	\$0.00	\$127,810.85	\$91,964.58
State Government	\$0.00	\$8,970.53	\$45,908.05
Local Government	\$0.00	\$0.00	\$0.00
Private Funds	\$65,602.95	\$111,086.09	\$141,670.59
Other	\$0.00	\$0.00	\$0.00
Fees	\$0.00	\$0.00	\$0.00
Program Income	\$0.00	\$0.00	\$0.00
Total Match Amount	\$370,942.59	\$425,705.12	\$458,089.41

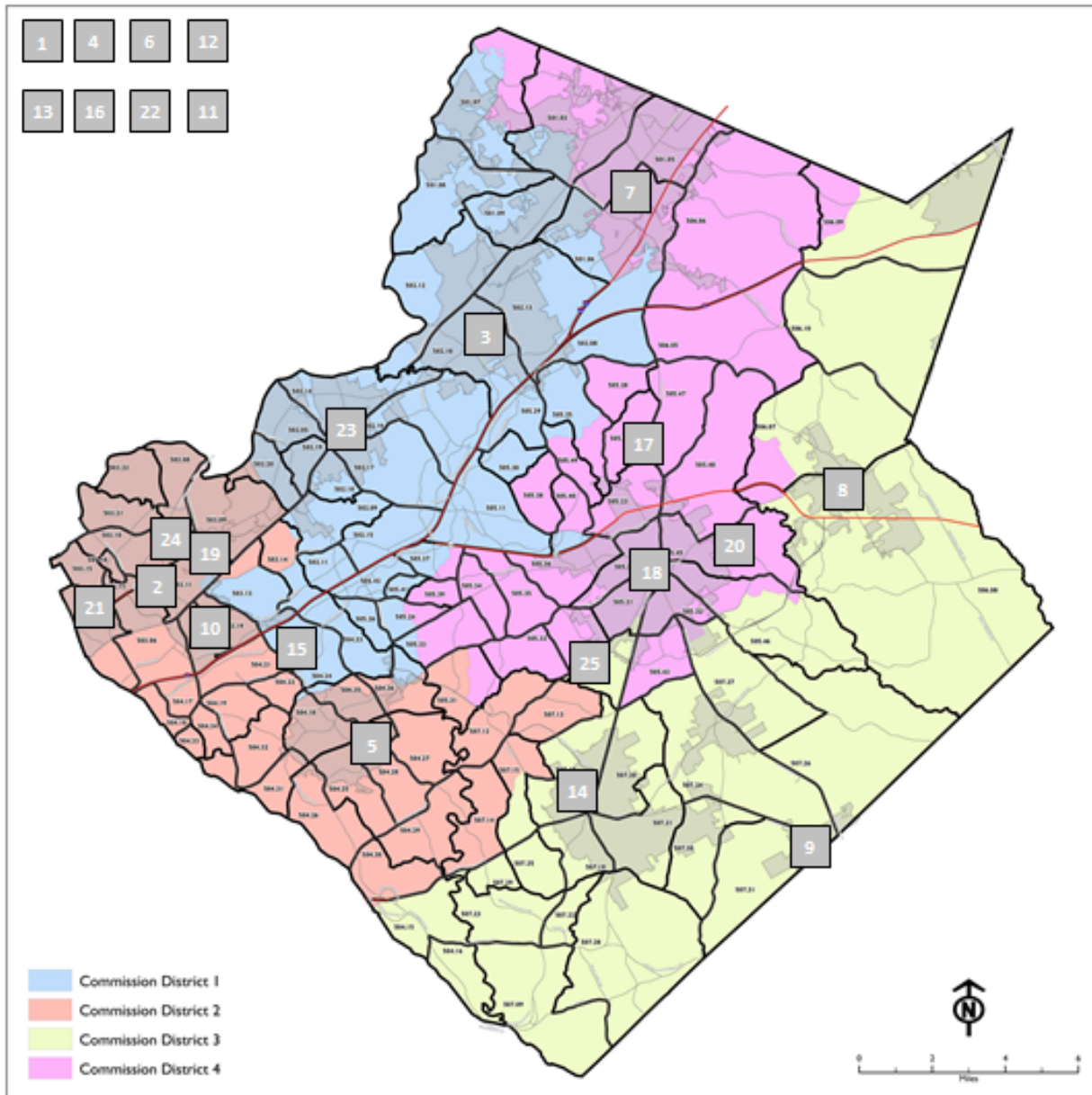
Table 31 - Total Amount of Funds Expended on ESG Activities		
2014	2015	2016
\$564,550.59	\$893,697.73	\$503,821.56

Exhibit 1

Gwinnett County Maps

Map 1	Geographic Distribution of 2016 Allocations
Map 2	Gwinnett County Auto Qualified Census Tracts
Map 3	2010 Black/African American Population, Proportionate to Total Population
Map 4	2010 Hispanic Population, Proportionate to Total Population
Map 5	2010 Asian Population, Proportionate to Total Population
Map 6	2010 White, Non-Hispanic Population, Proportionate to Total Population
Map 7	2010 Median Family Income
Map 8	2010 Median Household Income

Map 1 - Geographic Distribution of Proposed 2016 Funding

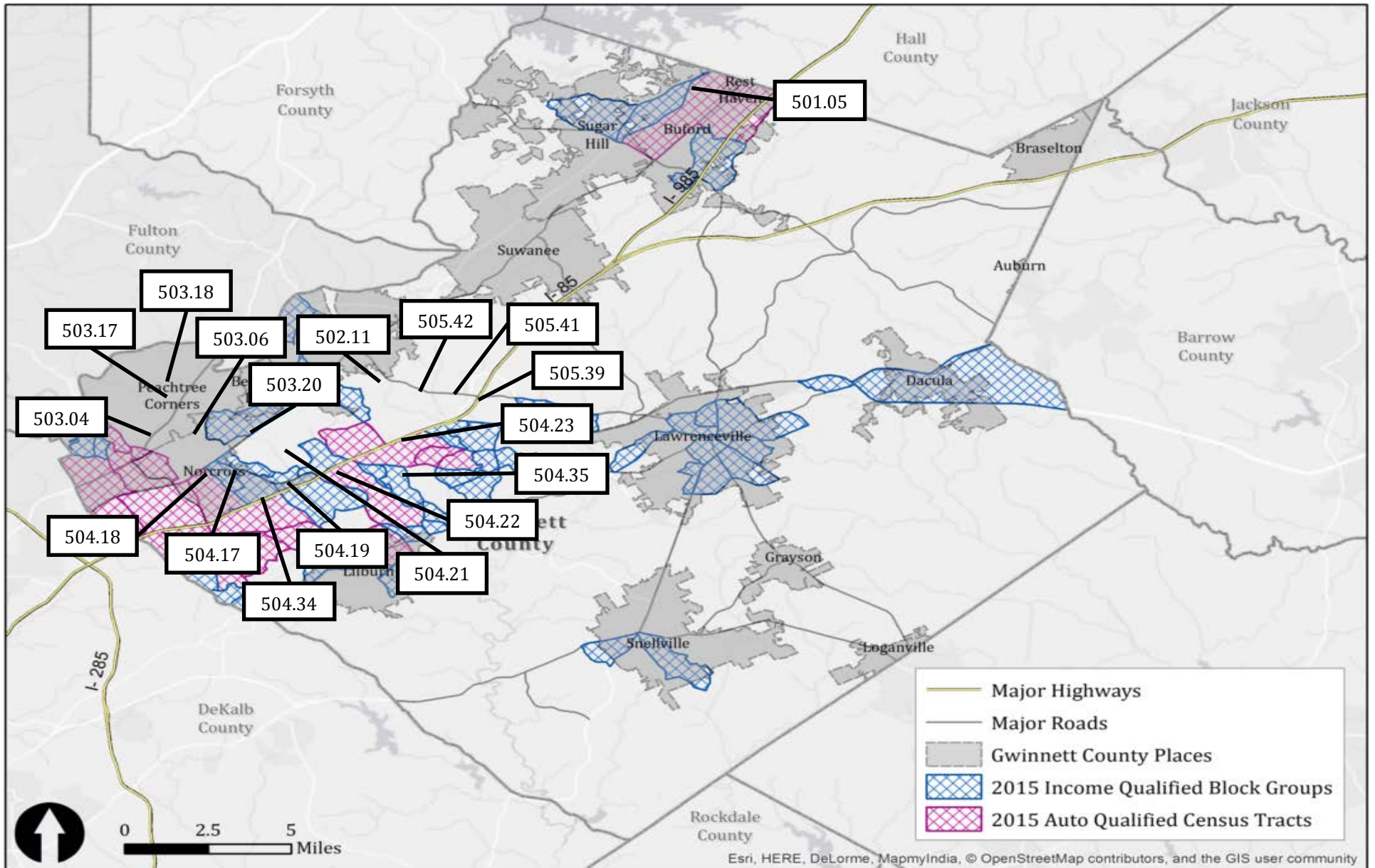


- | | | |
|---|--|--|
| 1 Action Ministries* | 10 City of Norcross | 19 Latin American Association* |
| 2 Africa's Children's Fund* | 11 ClearPoint Credit Counseling Solutions* | 20 Lawrenceville Housing Corporation* |
| 3 Annandale at Suwanee | 12 Georgia Law Center on Homelessness & Poverty* | 21 Norcross Cooperative Ministry* |
| 4 Atlanta Neighborhood Development Partnership* | 13 Good Samaritan Health Center of Gwinnett,* | 22 Partnership Against Domestic Violence** |
| 5 Catholic Charities of the Archdiocese of Atlanta* | 14 Gwinnett Christian Terrace* | 23 Rainbow Village* |
| 6 Center for Pan Asian Community Services** | 15 | 24 The IMPACT! Group* |
| 7 City of Buford | 16 Gwinnett County Habitat for Humanity* | 25 The Salvation Army* |
| 8 City of Dacula | 17 Hi-Hope Service Center* | |
| 9 City of Loganville | 18 Hope Clinic* | |

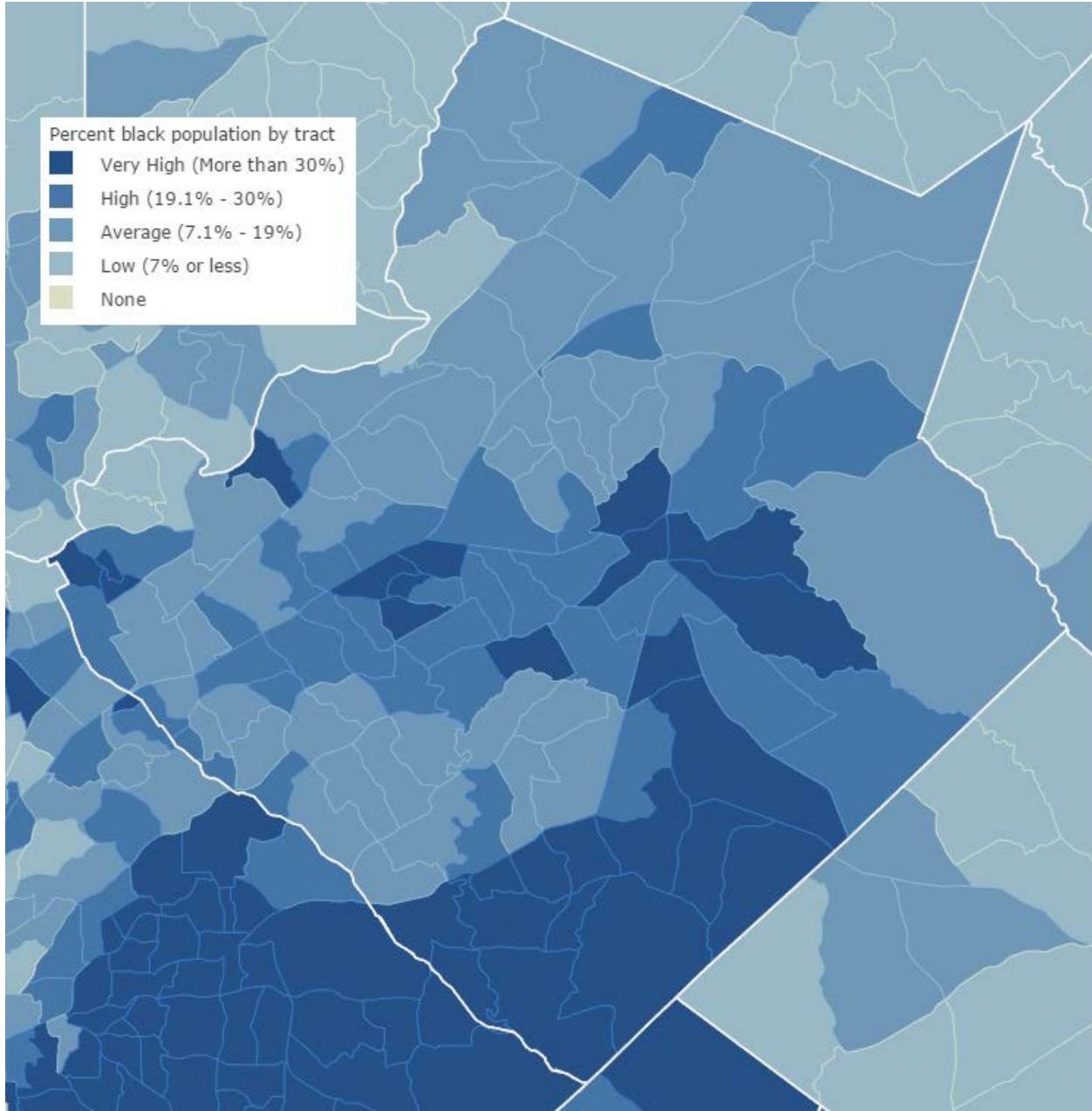
*Provides countywide services

**Confidential domestic violence shelter location

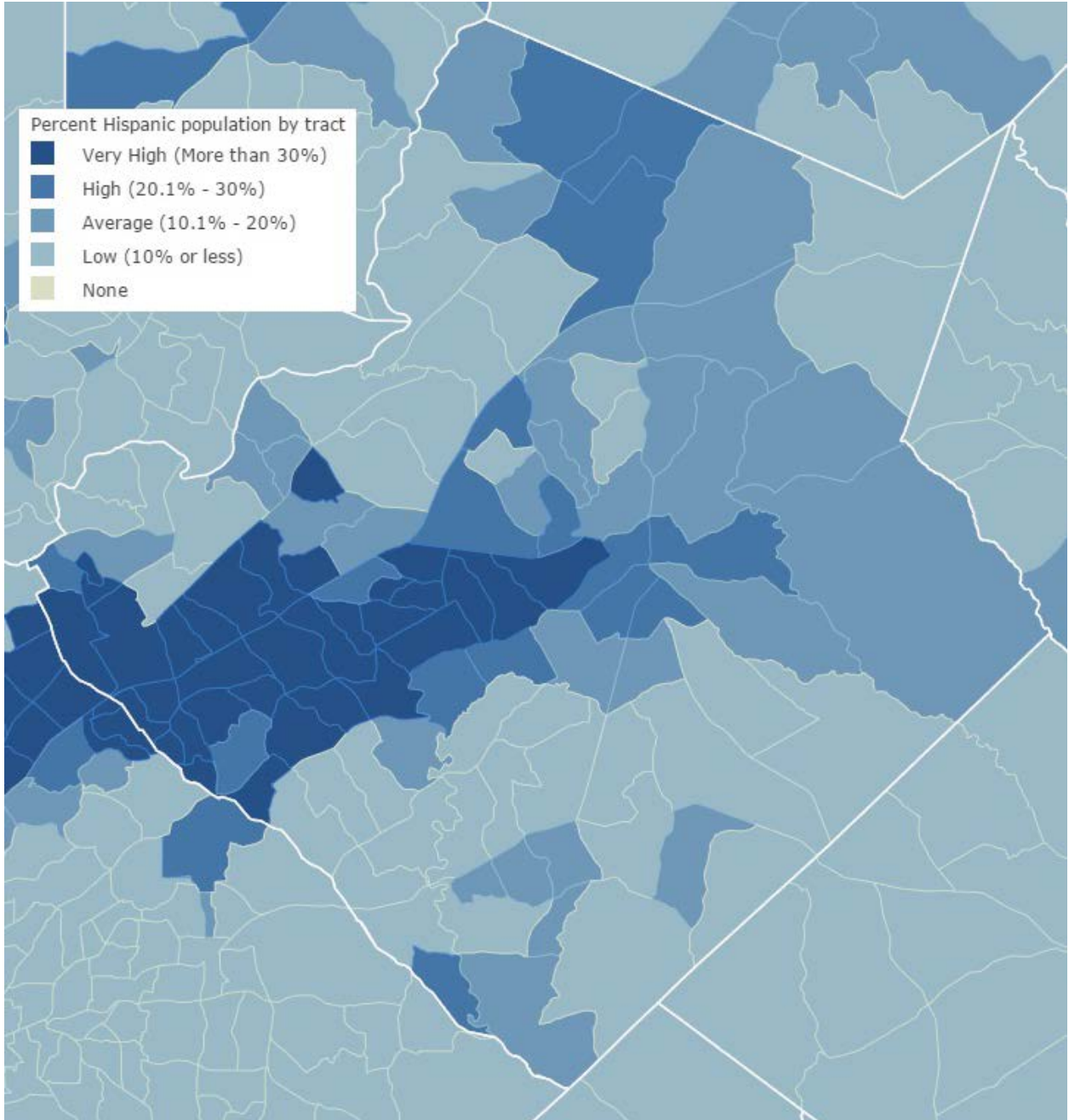
Map 2 – Gwinnett County Auto Qualified Census Tracts



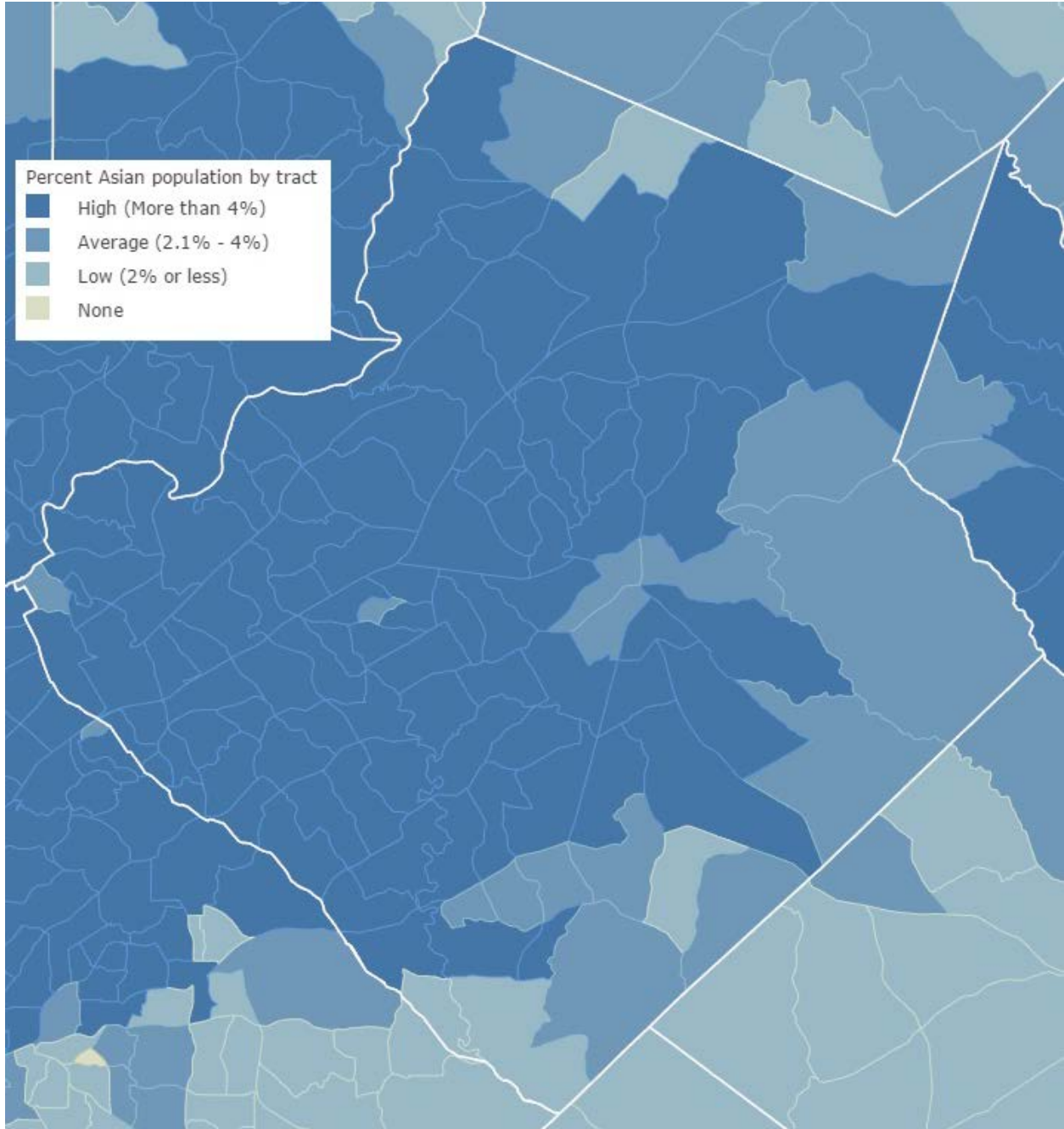
Map 3: 2010 Black/African American Population, Proportionate to Total Population



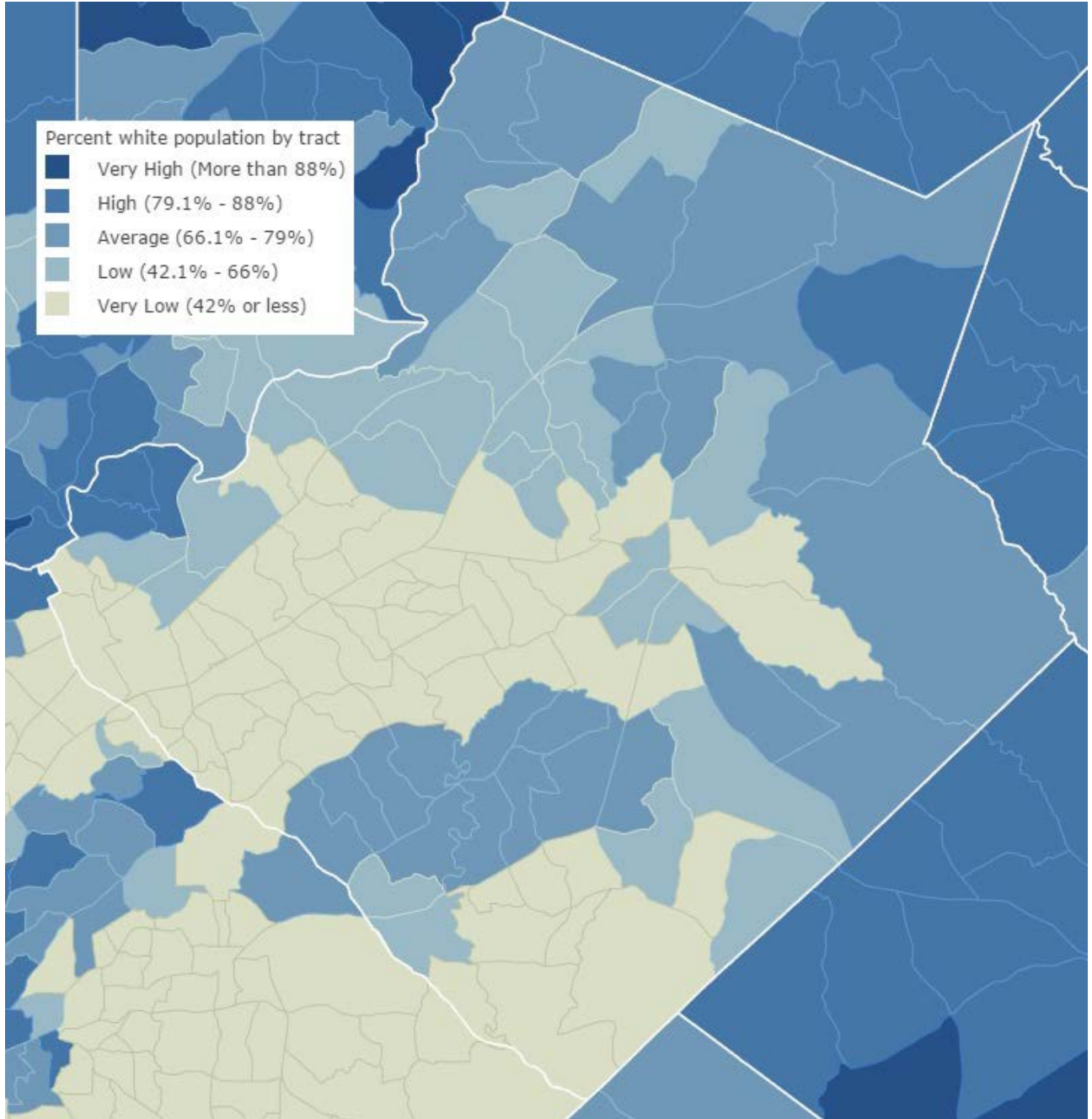
Map 4: 2010 Hispanic Population, Proportionate to Total Population



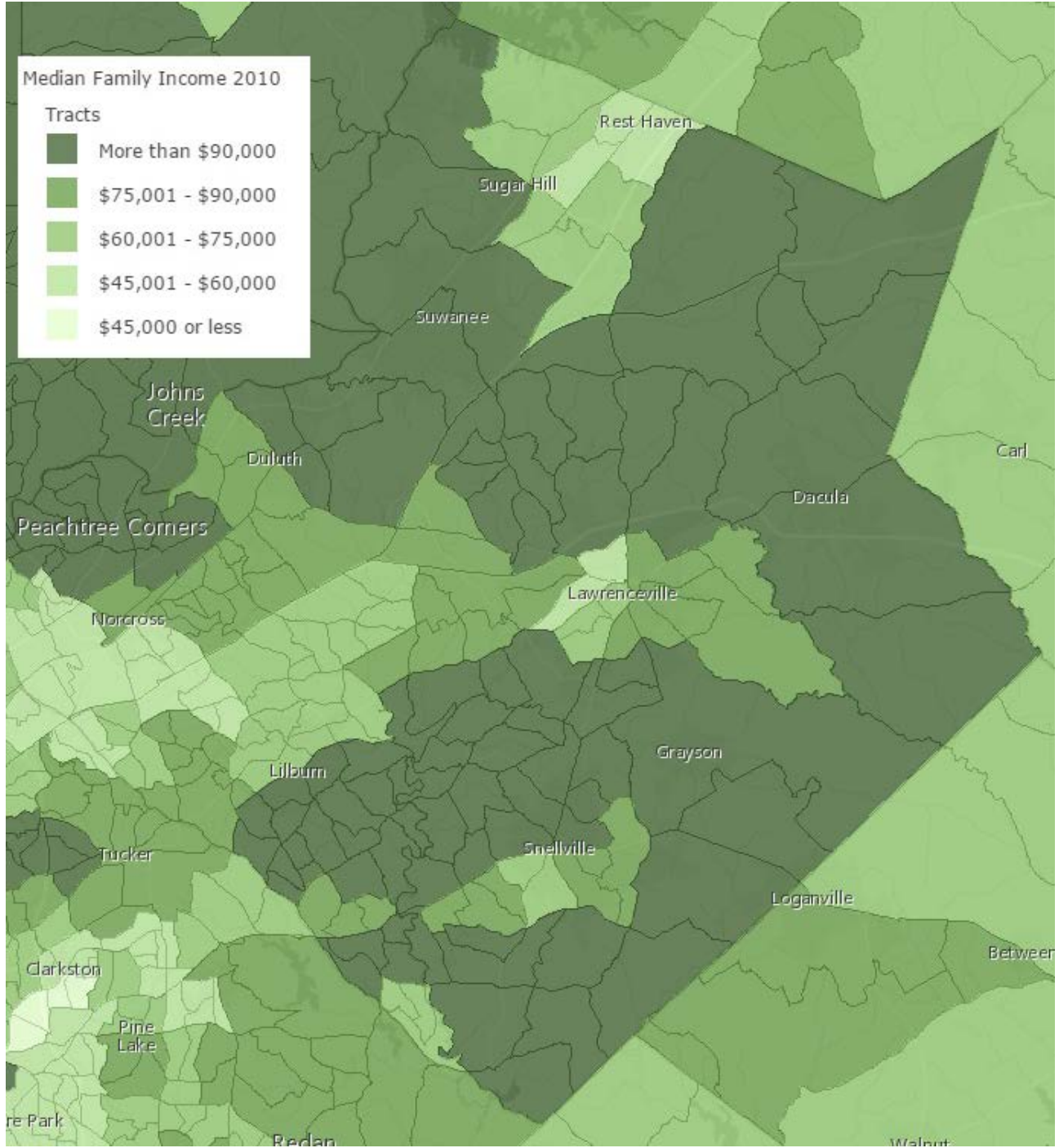
Map 5: 2010 Asian Population, Proportionate to Total Population



Map 6: 2010 White, Non-Hispanic Population, Proportionate to Total Population



Map 7: 2010 Median Family Income



Map 8: 2010 Median Household Income

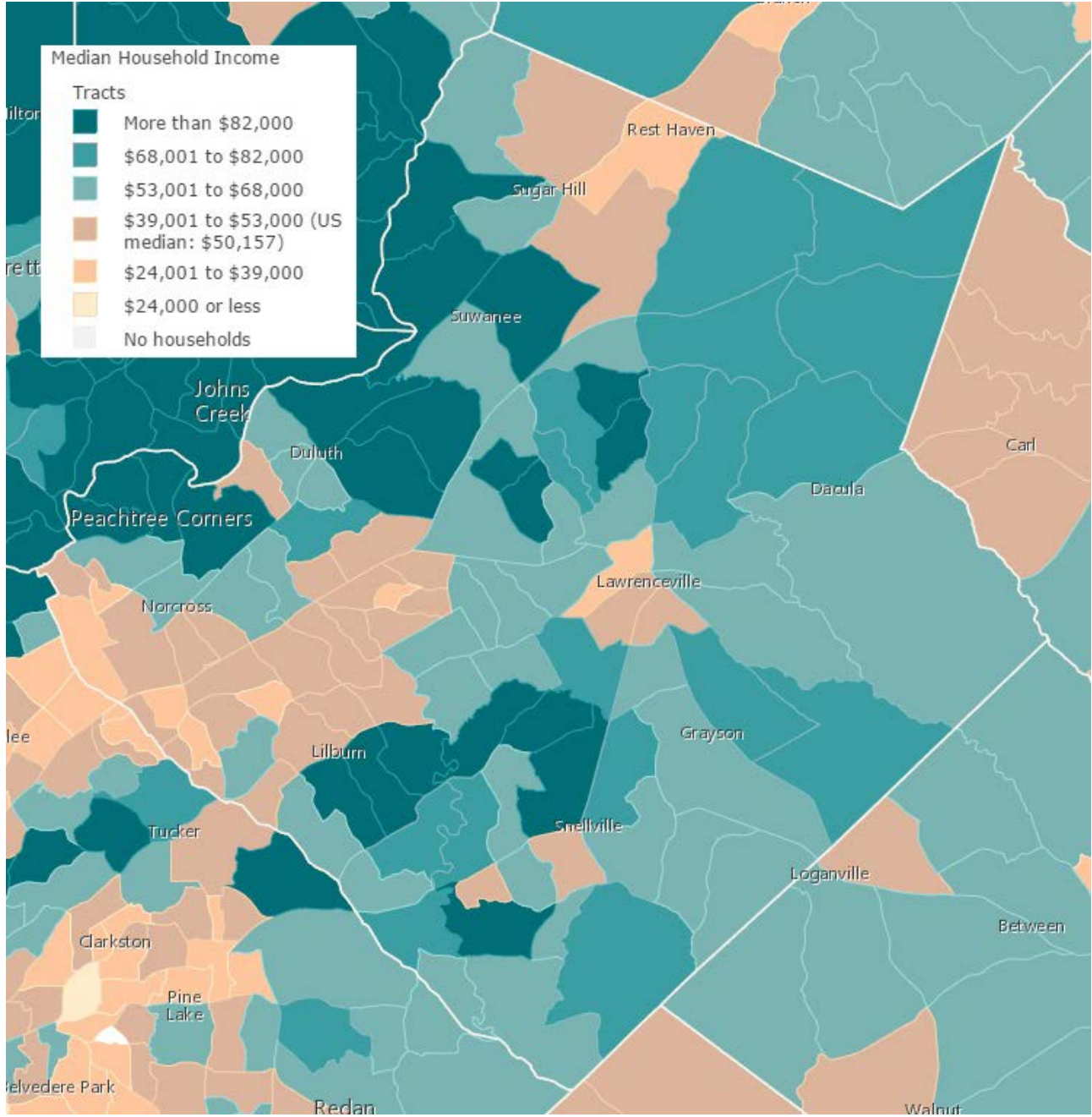


Exhibit 2

Gwinnett County Citizen Participation – 2016 Draft CAPER

Public Notice

Public Comments Received February 23, 2017 – March 16, 2017

PUBLIC NOTICE
GWINNETT COUNTY COMMUNITY DEVELOPMENT PROGRAM
DRAFT CAPER 2016

PUBLICATION DATE: FEBRUARY 23, 2017 - PUBLISH IN: *GWINNETT DAILY POST*

PUBLIC COMMENT PERIOD: FEBRUARY 23, 2017 – MARCH 16, 2017

Gwinnett County publishes for public comment its Draft CAPER 2016 for the period January 1 – December 31, 2016. The CAPER 2016 will be submitted to the U.S. Department of Housing and Urban Development (HUD) by March 31, 2017.

The Draft CAPER 2016 represents Gwinnett County's Annual Performance Reports for the Community Development Block Grant Program (CDBG), the HOME Investment Partnerships Program (HOME), and the Emergency Solutions Grant Program (ESG). HUD requires that the document include specific narratives, tables, and financial/services reports produced by the HUD Integrated Disbursement and Information System (IDIS). Also included are HUD-required performance assessments for the Continuum of Care for homeless activities, Fair Housing, Section 3, for the Gwinnett County Consolidated Plan, and public comments received during 2016.

Copies of the Draft CAPER 2016 are available, as follows:

Gwinnett County Community Development Program 678-518-6008 Email: gchcd@gwinnettcountry.com	One Justice Square 446 West Crogan Street, Suite 275 Lawrenceville, GA 30046-2439
--	---

A Public Hearing will be held to receive citizen input for the Draft CAPER 2016:

Public Hearing Location	Address	Date	Time
Gwinnett County Community Development Program Office	One Justice Square 446 West Crogan Street, Suite 275 Lawrenceville, GA 30046-2439	Thursday, March 9, 2017	10:00 AM

The public comment period for the document referenced above is **February 23, 2017 – March 16, 2017**. A summary of all comments received at the Public Hearing will be provided to HUD upon submission of the CAPER 2016 document.

Written comments on the Draft CAPER 2016 must be received by **9:00 AM March 16, 2017**, at:

Gwinnett County Community Development Program
One Justice Square, 446 West Crogan Street, Suite 275, Lawrenceville, GA 30046-2439
Phone: 678-518-6008; Fax: 678-518-6071; Email: gchcd@gwinnettcountry.com

Inquiries/Questions/Comments

Contact the Gwinnett County Community Development Program at One Justice Square, 446 West Crogan Street, Suite 275, Lawrenceville, GA 30046-2439; Phone: 678-518-6008; Fax: 678-518-6071; Email: gchcd@gwinnettcountry.com with any questions or comments pertaining to this Public Notice.

Section 504 - Rehabilitation Act of 1973 and Americans With Disabilities Act of 1990 [ADA], As Amended

Gwinnett County does not discriminate on the basis of disability in the admission or access to, or treatment or employment in, its programs or activities. Any requests for reasonable accommodations required by individuals to participate in any open meeting, program or activity of the Gwinnett County Community Development Program should be directed to Gwinnett County Community Development Program, One Justice Square, 446 West Crogan Street, Suite 275, Lawrenceville, GA 30046-2439; Phone: 678-518-6008; Fax 678-518-6071; Email: gchcd@gwinnettcountry.com.

Fair Housing Act of 1968, As Amended, Section 800 Accommodations, and Federal Register, Feb. 3, 2012; Page 5662

In an ongoing effort to provide housing services and activities in a nondiscriminatory manner, Gwinnett County has a strong commitment to affirmatively furthering fair housing by working to ensure that equal housing opportunities and access to HUD grant funded programs, projects, and activities are available for all persons, regardless of race, color, national origin, religion, age, sex, familial status, marital status, sexual orientation, gender identity, or disability. If you think your rights have been violated, please contact the Gwinnett County Community Development Program, One Justice Square, 446 West Crogan Street, Suite 275, Lawrenceville, GA 30046-2439; Phone: 678-518-6008; Fax: 678-518-6071; Email: gchcd@gwinnettcountry.com.

Exhibit 3

Gwinnett County Section 3 Annual Reports

CDBG 2016

ESG 2016

HOME 2016

Part II: Contracts Awarded

1. Construction Contracts:

A. Total dollar amount of all contracts awarded on the project	\$ 3,181,133.00
B. Total dollar amount of contracts awarded to Section 3 businesses	\$ 0.00
C. Percentage of the total dollar amount that was awarded to Section 3 businesses	0%
D. Total number of Section 3 businesses receiving contracts	0

2. Non-Construction Contracts:

A. Total dollar amount of all non-construction contracts awarded on the project/activity	\$ 0.00
B. Total dollar amount of non-construction contracts awarded to Section 3 businesses	\$ 0.00
C. Percentage of the total dollar amount that was awarded to Section 3 businesses	0%
D. Total number of Section 3 businesses receiving non-construction contracts	0

Part III: Summary

Indicate the efforts made to direct the employment and other economic opportunities generated by HUD financial assistance for housing and community development programs, to the greatest extent feasible, toward low- and very low-income persons, particularly those who are recipients of government assistance for housing. (Check all that apply.)

- Attempted to recruit low-income residents through: local advertising media, signs prominently displayed at the project site, contacts with community organizations and public or private agencies operating within the metropolitan area (or nonmetropolitan county) in which the Section 3 covered program or project is located, or similar methods.
- Participated in a HUD program or other program which promotes the training or employment of Section 3 residents.
- Participated in a HUD program or other program which promotes the award of contracts to business concerns which meet the definition of Section 3 business concerns.
- Coordinated with Youthbuild Programs administered in the metropolitan area in which the Section 3 covered project is located.
- Other; describe below.

Public reporting burden for this collection of information is estimated to average 2 hours per response, including the time for reviewing instructions, searching existing data sources, gathering and maintaining the data needed, and completing and reviewing the collection of information. This agency may not collect this information, and you are not required to complete this form, unless it displays a currently valid OMB control number.

Section 3 of the Housing and Urban Development Act of 1968, as amended, 12 U.S.C. 1701u., mandates that the Department ensure that employment and other economic opportunities generated by its housing and community development assistance programs are directed toward low- and very low-income persons, particularly those who are recipients of government assistance for housing. The regulations are found at 24 CFR Part 135. The information will be used by the Department to monitor program recipients' compliance with Section 3, to assess the results of the Department's efforts to meet the statutory objectives of Section 3, to prepare reports to Congress, and by recipients as a self-monitoring tool. The data is entered into a data base and will be analyzed and distributed. The collection of information involves recipients receiving Federal financial assistance for housing and community development programs covered by Section 3. The information will be collected annually to assist HUD in meeting its reporting requirements under Section 808(e)(6) of the Fair Housing Act and Section 916 of the HCDA of 1992. An assurance of confidentiality is not applicable to this form. The Privacy Act of 1974 and OMB Circular A-108 are not applicable. The reporting requirements do not contain sensitive questions. Data is cumulative; personal identifying information is not included.

Instructions: This form is to be used to report annual accomplishments regarding employment and other economic opportunities provided to low- and very low-income persons under Section 3 of the Housing and Urban Development Act of 1968. The Section 3 regulations apply to any **public and Indian Housing programs** that receive: (1) development assistance pursuant to Section 5 of the U.S. Housing Act of 1937; (2) operating assistance pursuant to Section 9 of the U.S. Housing Act of 1937; or (3) modernization grants pursuant to Section 14 of the U.S. Housing Act of 1937 and to **recipients of housing and community development assistance in excess of \$200,000** expended for: (1) housing rehabilitation (including reduction and abatement of lead-based paint hazards); (2) housing construction; or (3) other public construction projects; and to **contracts and subcontracts in excess of \$100,000** awarded in connection with the Section-3-covered activity.

Form HUD-60002 has three parts which are to be completed for all programs covered by Section 3. Part I relates to **employment and training**. The recipient has the option to determine numerical employment/training goals either on the basis of the number of hours worked by new hires (columns B, D, E and F) or the number of new hires utilized on the Section 3 covered project (columns B, C and F). Part II of the form relates to **contracting**, and Part III summarizes recipients' **efforts** to comply with Section 3.

Recipients or contractors subject to Section 3 requirements must maintain appropriate documentation to establish that HUD financial assistance for housing and community development programs were directed toward low- and very low-income persons.* A recipient of Section 3 covered assistance shall submit two copies of this report to the local HUD Field Office. Where the program providing assistance requires an annual performance report, this Section 3 report is to be submitted at the same time the program performance report is submitted. Where an annual performance report is not required, this Section 3 report is to be submitted by January 10 and, if the project ends before December 31, within 10 days of project completion. **Only Prime Recipients are required to report to HUD. The report must include accomplishments of all recipients and their Section 3 covered contractors and subcontractors.**

HUD Field Office: Enter the Field Office name forwarding the Section 3 report.

1. Recipient: Enter the name and address of the recipient submitting this report.
2. Federal Identification: Enter the number that appears on the award form (with dashes). The award may be a grant, cooperative agreement or contract.
3. Dollar Amount of Award: Enter the dollar amount, rounded to the nearest dollar, received by the recipient.
- 4 & 5. Contact Person/Phone: Enter the name and telephone number of the person with knowledge of the award and the recipient's implementation of Section 3.
6. Reporting Period: Indicate the time period (months and year) this report covers.
7. Date Report Submitted: Enter the appropriate date.

Submit two (2) copies of this report to the HUD Field Office of Fair Housing and Equal Opportunity, Program Operations and Compliance Center Director, at the same time the performance report is submitted to the program office. For those programs where such a report is not required, the Section 3 report is submitted by January 10. Include only contracts executed during the reporting period specified in item 8. PHAs/HAs are to report all contracts/subcontracts.

* The terms "low-income persons" and "very low-income persons" have the same meanings given the terms in section 3(b)(2) of the United States Housing Act of 1937. **Low-income persons** mean families (including single persons) whose incomes do not exceed 80 per centum of the median income for the area, as determined by the Secretary, with adjustments for

8. Program Code: Enter the appropriate program code as listed at the bottom of the page.
9. Program Name: Enter the name of the HUD Program corresponding with the "Program Code" in number 8.

Part I: Employment and Training Opportunities

Column A: Contains various job categories. Professionals are defined as people who have special knowledge of an occupation (i.e., supervisors, architects, surveyors, planners, and computer programmers). For construction positions, list each trade and provide data in columns B through F for each trade where persons were employed. The category of "Other" includes occupations such as service workers.

Column B: Enter the number of new hires for each category of workers identified in **Column A** in connection with this award. New Hire refers to a person who is not on the contractor's or recipient's payroll for employment at the time of selection for the Section 3 covered award or at the time of receipt of Section 3 covered assistance.

Column C: Enter the number of Section 3 new hires for each category of workers identified in **Column A** in connection with this award. Section 3 new hire refers to a Section 3 resident who is not on the contractor's or recipient's payroll for employment at the time of selection for the Section 3 covered award or at the time of receipt of Section 3 covered assistance.

Column D: Enter the percentage of all the staff hours of new hires (Section 3 residents) in connection with this award.

Column E: Enter the percentage of the total staff hours worked for Section 3 employees and trainees (including new hires) connected with this award. Include staff hours for part-time and full-time positions.

Column F: Enter the number of Section 3 residents that were employed and trained in connection with this award.

Part II: Contract Opportunities

Block 1: Construction Contracts

Item A: Enter the total dollar amount of all contacts awarded on the project/program.

Item B: Enter the total dollar amount of contracts connected with this project/program that were awarded to Section 3 businesses.

Item C: Enter the percentage of the total dollar amount of contracts connected with this project/program awarded to Section 3 businesses.

Item D: Enter the number of Section 3 businesses receiving awards.

Block 2: Non-Construction Contracts

Item A: Enter the total dollar amount of all contacts awarded on the project/program.

Item B: Enter the total dollar amount of contracts connected with this project awarded to Section 3 businesses.

Item C: Enter the percentage of the total dollar amount of contracts connected with this project/program awarded to Section 3 businesses.

Item D: Enter the number of Section 3 businesses receiving awards.

Part III: Summary of Efforts - Self-explanatory

smaller and larger families, except that the Secretary may establish income ceilings higher or lower than 80 per centum of the median for the area on the basis of the Secretary's findings such that variations are necessary because of prevailing levels of construction costs or unusually high- or low-income families. **Very low-income persons** mean low-income families (including single persons) whose incomes do not exceed 50 per centum of the median family income for the area, as determined by the Secretary with adjustments for smaller and larger families, except that the Secretary may establish income ceilings higher or lower than 50 per centum of the median for the area on the basis of the Secretary's findings that such variations are necessary because of unusually high or low family incomes.

Part II: Contracts Awarded

1. Construction Contracts:

A. Total dollar amount of all contracts awarded on the project	\$ 0.00
B. Total dollar amount of contracts awarded to Section 3 businesses	\$ 0.00
C. Percentage of the total dollar amount that was awarded to Section 3 businesses	0%
D. Total number of Section 3 businesses receiving contracts	0

2. Non-Construction Contracts:

A. Total dollar amount of all non-construction contracts awarded on the project/activity	\$ 0.00
B. Total dollar amount of non-construction contracts awarded to Section 3 businesses	\$ 0.00
C. Percentage of the total dollar amount that was awarded to Section 3 businesses	0%
D. Total number of Section 3 businesses receiving non-construction contracts	0

Part III: Summary

Indicate the efforts made to direct the employment and other economic opportunities generated by HUD financial assistance for housing and community development programs, to the greatest extent feasible, toward low- and very low-income persons, particularly those who are recipients of government assistance for housing. (Check all that apply.)

- Attempted to recruit low-income residents through: local advertising media, signs prominently displayed at the project site, contacts with community organizations and public or private agencies operating within the metropolitan area (or nonmetropolitan county) in which the Section 3 covered program or project is located, or similar methods.
- Participated in a HUD program or other program which promotes the training or employment of Section 3 residents.
- Participated in a HUD program or other program which promotes the award of contracts to business concerns which meet the definition of Section 3 business concerns.
- Coordinated with Youthbuild Programs administered in the metropolitan area in which the Section 3 covered project is located.
- Other; describe below.

Public reporting burden for this collection of information is estimated to average 2 hours per response, including the time for reviewing instructions, searching existing data sources, gathering and maintaining the data needed, and completing and reviewing the collection of information. This agency may not collect this information, and you are not required to complete this form, unless it displays a currently valid OMB control number.

Section 3 of the Housing and Urban Development Act of 1968, as amended, 12 U.S.C. 1701u., mandates that the Department ensure that employment and other economic opportunities generated by its housing and community development assistance programs are directed toward low- and very low-income persons, particularly those who are recipients of government assistance for housing. The regulations are found at 24 CFR Part 135. The information will be used by the Department to monitor program recipients' compliance with Section 3, to assess the results of the Department's efforts to meet the statutory objectives of Section 3, to prepare reports to Congress, and by recipients as a self-monitoring tool. The data is entered into a data base and will be analyzed and distributed. The collection of information involves recipients receiving Federal financial assistance for housing and community development programs covered by Section 3. The information will be collected annually to assist HUD in meeting its reporting requirements under Section 808(e)(6) of the Fair Housing Act and Section 916 of the HCDA of 1992. An assurance of confidentiality is not applicable to this form. The Privacy Act of 1974 and OMB Circular A-108 are not applicable. The reporting requirements do not contain sensitive questions. Data is cumulative; personal identifying information is not included.

Instructions: This form is to be used to report annual accomplishments regarding employment and other economic opportunities provided to low- and very low-income persons under Section 3 of the Housing and Urban Development Act of 1968. The Section 3 regulations apply to any **public and Indian Housing programs** that receive: (1) development assistance pursuant to Section 5 of the U.S. Housing Act of 1937; (2) operating assistance pursuant to Section 9 of the U.S. Housing Act of 1937; or (3) modernization grants pursuant to Section 14 of the U.S. Housing Act of 1937 and to **recipients of housing and community development assistance in excess of \$200,000** expended for: (1) housing rehabilitation (including reduction and abatement of lead-based paint hazards); (2) housing construction; or (3) other public construction projects; and to **contracts and subcontracts in excess of \$100,000** awarded in connection with the Section-3-covered activity.

Form HUD-60002 has three parts which are to be completed for all programs covered by Section 3. Part I relates to **employment and training**. The recipient has the option to determine numerical employment/training goals either on the basis of the number of hours worked by new hires (columns B, D, E and F) or the number of new hires utilized on the Section 3 covered project (columns B, C and F). Part II of the form relates to **contracting**, and Part III summarizes recipients' **efforts** to comply with Section 3.

Recipients or contractors subject to Section 3 requirements must maintain appropriate documentation to establish that HUD financial assistance for housing and community development programs were directed toward low- and very low-income persons.* A recipient of Section 3 covered assistance shall submit two copies of this report to the local HUD Field Office. Where the program providing assistance requires an annual performance report, this Section 3 report is to be submitted at the same time the program performance report is submitted. Where an annual performance report is not required, this Section 3 report is to be submitted by January 10 and, if the project ends before December 31, within 10 days of project completion. **Only Prime Recipients are required to report to HUD. The report must include accomplishments of all recipients and their Section 3 covered contractors and subcontractors.**

HUD Field Office: Enter the Field Office name forwarding the Section 3 report.

1. Recipient: Enter the name and address of the recipient submitting this report.
2. Federal Identification: Enter the number that appears on the award form (with dashes). The award may be a grant, cooperative agreement or contract.
3. Dollar Amount of Award: Enter the dollar amount, rounded to the nearest dollar, received by the recipient.
- 4 & 5. Contact Person/Phone: Enter the name and telephone number of the person with knowledge of the award and the recipient's implementation of Section 3.
6. Reporting Period: Indicate the time period (months and year) this report covers.
7. Date Report Submitted: Enter the appropriate date.

Submit two (2) copies of this report to the to the HUD Field Office of Fair Housing and Equal Opportunity, Program Operations and Compliance Center Director, at the same time the performance report is submitted to the program office. For those programs where such a report is not required, the Section 3 report is submitted by January 10. Include only contracts executed during the reporting period specified in item 8. PHAs/HAs are to report all contracts/subcontracts.

* The terms "low-income persons" and "very low-income persons" have the same meanings given the terms in section 3(b)(2) of the United States Housing Act of 1937. **Low-income persons** mean families (including single persons) whose incomes do not exceed 80 per centum of the median income for the area, as determined by the Secretary, with adjustments for

8. Program Code: Enter the appropriate program code as listed at the bottom of the page.
9. Program Name: Enter the name of the HUD Program corresponding with the "Program Code" in number 8.

Part I: Employment and Training Opportunities

Column A: Contains various job categories. Professionals are defined as people who have special knowledge of an occupation (i.e., supervisors, architects, surveyors, planners, and computer programmers). For construction positions, list each trade and provide data in columns B through F for each trade where persons were employed. The category of "Other" includes occupations such as service workers.

Column B: Enter the number of new hires for each category of workers identified in **Column A** in connection with this award. New Hire refers to a person who is not on the contractor's or recipient's payroll for employment at the time of selection for the Section 3 covered award or at the time of receipt of Section 3 covered assistance.

Column C: Enter the number of Section 3 new hires for each category of workers identified in **Column A** in connection with this award. Section 3 new hire refers to a Section 3 resident who is not on the contractor's or recipient's payroll for employment at the time of selection for the Section 3 covered award or at the time of receipt of Section 3 covered assistance.

Column D: Enter the percentage of all the staff hours of new hires (Section 3 residents) in connection with this award.

Column E: Enter the percentage of the total staff hours worked for Section 3 employees and trainees (including new hires) connected with this award. Include staff hours for part-time and full-time positions.

Column F: Enter the number of Section 3 residents that were employed and trained in connection with this award.

Part II: Contract Opportunities

Block 1: Construction Contracts

Item A: Enter the total dollar amount of all contacts awarded on the project/program.

Item B: Enter the total dollar amount of contracts connected with this project/program that were awarded to Section 3 businesses.

Item C: Enter the percentage of the total dollar amount of contracts connected with this project/program awarded to Section 3 businesses.

Item D: Enter the number of Section 3 businesses receiving awards.

Block 2: Non-Construction Contracts

Item A: Enter the total dollar amount of all contacts awarded on the project/program.

Item B: Enter the total dollar amount of contracts connected with this project awarded to Section 3 businesses.

Item C: Enter the percentage of the total dollar amount of contracts connected with this project/program awarded to Section 3 businesses.

Item D: Enter the number of Section 3 businesses receiving awards.

Part III: Summary of Efforts - Self-explanatory

smaller and larger families, except that the Secretary may establish income ceilings higher or lower than 80 per centum of the median for the area on the basis of the Secretary's findings such that variations are necessary because of prevailing levels of construction costs or unusually high- or low-income families. **Very low-income persons** mean low-income families (including single persons) whose incomes do not exceed 50 per centum of the median family income for the area, as determined by the Secretary with adjustments for smaller and larger families, except that the Secretary may establish income ceilings higher or lower than 50 per centum of the median for the area on the basis of the Secretary's findings that such variations are necessary because of unusually high or low family incomes.

Part II: Contracts Awarded

1. Construction Contracts:

A. Total dollar amount of all contracts awarded on the project	\$ 0.00
B. Total dollar amount of contracts awarded to Section 3 businesses	\$ 0.00
C. Percentage of the total dollar amount that was awarded to Section 3 businesses	0%
D. Total number of Section 3 businesses receiving contracts	0

2. Non-Construction Contracts:

A. Total dollar amount of all non-construction contracts awarded on the project/activity	\$ 0.00
B. Total dollar amount of non-construction contracts awarded to Section 3 businesses	\$ 0.00
C. Percentage of the total dollar amount that was awarded to Section 3 businesses	0%
D. Total number of Section 3 businesses receiving non-construction contracts	0

Part III: Summary

Indicate the efforts made to direct the employment and other economic opportunities generated by HUD financial assistance for housing and community development programs, to the greatest extent feasible, toward low- and very low-income persons, particularly those who are recipients of government assistance for housing. (Check all that apply.)

- Attempted to recruit low-income residents through: local advertising media, signs prominently displayed at the project site, contacts with community organizations and public or private agencies operating within the metropolitan area (or nonmetropolitan county) in which the Section 3 covered program or project is located, or similar methods.
- Participated in a HUD program or other program which promotes the training or employment of Section 3 residents.
- Participated in a HUD program or other program which promotes the award of contracts to business concerns which meet the definition of Section 3 business concerns.
- Coordinated with Youthbuild Programs administered in the metropolitan area in which the Section 3 covered project is located.
- Other; describe below.

Public reporting burden for this collection of information is estimated to average 2 hours per response, including the time for reviewing instructions, searching existing data sources, gathering and maintaining the data needed, and completing and reviewing the collection of information. This agency may not collect this information, and you are not required to complete this form, unless it displays a currently valid OMB control number.

Section 3 of the Housing and Urban Development Act of 1968, as amended, 12 U.S.C. 1701u., mandates that the Department ensure that employment and other economic opportunities generated by its housing and community development assistance programs are directed toward low- and very low-income persons, particularly those who are recipients of government assistance for housing. The regulations are found at 24 CFR Part 135. The information will be used by the Department to monitor program recipients' compliance with Section 3, to assess the results of the Department's efforts to meet the statutory objectives of Section 3, to prepare reports to Congress, and by recipients as a self-monitoring tool. The data is entered into a data base and will be analyzed and distributed. The collection of information involves recipients receiving Federal financial assistance for housing and community development programs covered by Section 3. The information will be collected annually to assist HUD in meeting its reporting requirements under Section 808(e)(6) of the Fair Housing Act and Section 916 of the HCDA of 1992. An assurance of confidentiality is not applicable to this form. The Privacy Act of 1974 and OMB Circular A-108 are not applicable. The reporting requirements do not contain sensitive questions. Data is cumulative; personal identifying information is not included.

Instructions: This form is to be used to report annual accomplishments regarding employment and other economic opportunities provided to low- and very low-income persons under Section 3 of the Housing and Urban Development Act of 1968. The Section 3 regulations apply to any **public and Indian Housing programs** that receive: (1) development assistance pursuant to Section 5 of the U.S. Housing Act of 1937; (2) operating assistance pursuant to Section 9 of the U.S. Housing Act of 1937; or (3) modernization grants pursuant to Section 14 of the U.S. Housing Act of 1937 and to **recipients of housing and community development assistance in excess of \$200,000** expended for: (1) housing rehabilitation (including reduction and abatement of lead-based paint hazards); (2) housing construction; or (3) other public construction projects; and to **contracts and subcontracts in excess of \$100,000** awarded in connection with the Section-3-covered activity.

Form HUD-60002 has three parts which are to be completed for all programs covered by Section 3. Part I relates to **employment and training**. The recipient has the option to determine numerical employment/training goals either on the basis of the number of hours worked by new hires (columns B, D, E and F) or the number of new hires utilized on the Section 3 covered project (columns B, C and F). Part II of the form relates to **contracting**, and Part III summarizes recipients' **efforts** to comply with Section 3.

Recipients or contractors subject to Section 3 requirements must maintain appropriate documentation to establish that HUD financial assistance for housing and community development programs were directed toward low- and very low-income persons.* A recipient of Section 3 covered assistance shall submit two copies of this report to the local HUD Field Office. Where the program providing assistance requires an annual performance report, this Section 3 report is to be submitted at the same time the program performance report is submitted. Where an annual performance report is not required, this Section 3 report is to be submitted by January 10 and, if the project ends before December 31, within 10 days of project completion. **Only Prime Recipients are required to report to HUD. The report must include accomplishments of all recipients and their Section 3 covered contractors and subcontractors.**

HUD Field Office: Enter the Field Office name forwarding the Section 3 report.

1. Recipient: Enter the name and address of the recipient submitting this report.
2. Federal Identification: Enter the number that appears on the award form (with dashes). The award may be a grant, cooperative agreement or contract.
3. Dollar Amount of Award: Enter the dollar amount, rounded to the nearest dollar, received by the recipient.
- 4 & 5. Contact Person/Phone: Enter the name and telephone number of the person with knowledge of the award and the recipient's implementation of Section 3.
6. Reporting Period: Indicate the time period (months and year) this report covers.
7. Date Report Submitted: Enter the appropriate date.

Submit two (2) copies of this report to the to the HUD Field Office of Fair Housing and Equal Opportunity, Program Operations and Compliance Center Director, at the same time the performance report is submitted to the program office. For those programs where such a report is not required, the Section 3 report is submitted by January 10. Include only contracts executed during the reporting period specified in item 8. PHAs/HAs are to report all contracts/subcontracts.

* The terms "low-income persons" and "very low-income persons" have the same meanings given the terms in section 3(b)(2) of the United States Housing Act of 1937. **Low-income persons** mean families (including single persons) whose incomes do not exceed 80 per centum of the median income for the area, as determined by the Secretary, with adjustments for

8. Program Code: Enter the appropriate program code as listed at the bottom of the page.
9. Program Name: Enter the name of the HUD Program corresponding with the "Program Code" in number 8.

Part I: Employment and Training Opportunities

Column A: Contains various job categories. Professionals are defined as people who have special knowledge of an occupation (i.e., supervisors, architects, surveyors, planners, and computer programmers). For construction positions, list each trade and provide data in columns B through F for each trade where persons were employed. The category of "Other" includes occupations such as service workers.

Column B: Enter the number of new hires for each category of workers identified in **Column A** in connection with this award. New Hire refers to a person who is not on the contractor's or recipient's payroll for employment at the time of selection for the Section 3 covered award or at the time of receipt of Section 3 covered assistance.

Column C: Enter the number of Section 3 new hires for each category of workers identified in **Column A** in connection with this award. Section 3 new hire refers to a Section 3 resident who is not on the contractor's or recipient's payroll for employment at the time of selection for the Section 3 covered award or at the time of receipt of Section 3 covered assistance.

Column D: Enter the percentage of all the staff hours of new hires (Section 3 residents) in connection with this award.

Column E: Enter the percentage of the total staff hours worked for Section 3 employees and trainees (including new hires) connected with this award. Include staff hours for part-time and full-time positions.

Column F: Enter the number of Section 3 residents that were employed and trained in connection with this award.

Part II: Contract Opportunities

Block 1: Construction Contracts

Item A: Enter the total dollar amount of all contacts awarded on the project/program.

Item B: Enter the total dollar amount of contracts connected with this project/program that were awarded to Section 3 businesses.

Item C: Enter the percentage of the total dollar amount of contracts connected with this project/program awarded to Section 3 businesses.

Item D: Enter the number of Section 3 businesses receiving awards.

Block 2: Non-Construction Contracts

Item A: Enter the total dollar amount of all contacts awarded on the project/program.

Item B: Enter the total dollar amount of contracts connected with this project awarded to Section 3 businesses.

Item C: Enter the percentage of the total dollar amount of contracts connected with this project/program awarded to Section 3 businesses.

Item D: Enter the number of Section 3 businesses receiving awards.

Part III: Summary of Efforts - Self-explanatory

smaller and larger families, except that the Secretary may establish income ceilings higher or lower than 80 per centum of the median for the area on the basis of the Secretary's findings such that variations are necessary because of prevailing levels of construction costs or unusually high- or low-income families. **Very low-income persons** mean low-income families (including single persons) whose incomes do not exceed 50 per centum of the median family income for the area, as determined by the Secretary with adjustments for smaller and larger families, except that the Secretary may establish income ceilings higher or lower than 50 per centum of the median for the area on the basis of the Secretary's findings that such variations are necessary because of unusually high or low family incomes.

Exhibit 4

HUD IDIS Reports

PR01*	HUD Grants and Program Income Report
PR03*	CDBG Activity Summary Report (GPR)
PR06*	Summary of Consolidated Plan Projects
PR09*	Program Income Details
PR22	Status of HOME Activities
PR23*	HOME Summary Accomplishments
PR25	Status of CHDO Funds
PR26*	CDBG Financial Summary Report
PR27	Status of HOME Grants
PR33	HOME Matching Liability Report
PR83*	CDBG Performance Measures
PR91*	ESG Financial Summary

U.S. DEPARTMENT OF HOUSING AND
URBAN DEVELOPMENT
OFFICE OF COMMUNITY PLANNING AND
DEVELOPMENT
PR01 - HUD Grants and Program Income

DATE: 2/28/2017
TIME: 5:59:12 PM
PAGE: 1/6

IDIS

Program	Fund Type	Grantee Name	Grant Number	Authorized Amount	Suballocated Amount	Amount Committed to Activities			
CDBG	EN	GWINNETT COUNTY	B86UC130004	\$1,228,000.00	\$0.00	\$1,228,000.00			
			B87UC130004	\$1,232,000.00	\$0.00	\$1,232,000.00			
			B88UC130004	\$1,267,000.00	\$0.00	\$1,267,000.00			
			B89UC130004	\$1,343,000.00	\$0.00	\$1,343,000.00			
			B90UC130004	\$1,380,000.00	\$0.00	\$1,380,000.00			
			B91UC130004	\$1,542,000.00	\$0.00	\$1,542,000.00			
			B92UC130004	\$1,702,771.00	\$0.00	\$1,702,771.00			
			B93UC130004	\$2,120,710.00	\$0.00	\$2,120,710.00			
			B94UC130004	\$2,300,000.00	\$0.00	\$2,300,000.00			
			B95UC130004	\$2,633,000.00	\$0.00	\$2,633,000.00			
			B96UC130004	\$2,617,000.00	\$0.00	\$2,617,000.00			
			B97UC130004	\$2,633,000.00	\$0.00	\$2,633,000.00			
			B98UC130004	\$2,656,000.00	\$0.00	\$2,656,000.00			
			B99UC130004	\$2,672,000.00	\$0.00	\$2,672,000.00			
			B00UC130004	\$2,773,000.00	\$0.00	\$2,773,000.00			
			B01UC130004	\$2,935,000.00	\$0.00	\$2,935,000.00			
			B02UC130004	\$2,953,000.00	\$0.00	\$2,953,000.00			
			B03UC130004	\$4,744,000.00	\$0.00	\$4,744,000.00			
			B04UC130004	\$4,827,000.00	\$0.00	\$4,827,000.00			
			B05UC130004	\$4,615,969.00	\$0.00	\$4,615,969.00			
			B06UC130004	\$4,200,238.00	\$0.00	\$4,200,238.00			
			B07UC130004	\$4,225,356.00	\$0.00	\$4,225,356.00			
			B08UC130004	\$4,126,332.00	\$0.00	\$4,126,332.00			
			B09UC130004	\$4,205,388.00	\$0.00	\$4,205,388.00			
			B10UC130004	\$4,561,860.00	\$0.00	\$4,561,860.00			
			B11UC130004	\$3,828,221.00	\$0.00	\$3,828,221.00			
			B12UC130004	\$4,318,785.00	\$0.00	\$4,318,785.00			
			B13UC130004	\$4,888,570.00	\$0.00	\$4,888,570.00			
			B14UC130004	\$5,098,532.00	\$0.00	\$5,098,532.00			
			B15UC130004	\$5,250,476.00	\$0.00	\$5,250,476.00			
			B16UC130004	\$5,189,894.00	\$0.00	\$5,189,894.00			
			GWINNETT COUNTY Subtotal:				\$100,068,102.00	\$0.00	\$100,058,518.47
			EN Subtotal:				\$100,068,102.00	\$0.00	\$100,058,518.47
PI		GWINNETT COUNTY	B97UC130004	\$44,769.00	\$0.00	\$44,769.00			
			B98UC130004	\$57,879.63	\$0.00	\$57,879.63			
			B99UC130004	\$102,947.34	\$0.00	\$102,947.34			
			B00UC130004	\$122,846.91	\$0.00	\$122,846.91			
			B01UC130004	\$135,005.30	\$0.00	\$135,005.30			
			B02UC130004	\$99,774.88	\$0.00	\$99,774.88			
			B03UC130004	\$53,745.98	\$0.00	\$53,745.98			
			B04UC130004	\$103,530.39	\$0.00	\$103,530.39			
			B05UC130004	\$53,028.43	\$0.00	\$53,028.43			
			B06UC130004	\$28,377.88	\$0.00	\$28,377.88			
			B07UC130004	\$67,424.70	\$0.00	\$67,424.70			
			B08UC130004	\$33,514.86	\$0.00	\$33,514.86			
			B09UC130004	\$31,788.85	\$0.00	\$31,788.85			
			B10UC130004	\$32,071.98	\$0.00	\$32,071.98			
			B11UC130004	\$2,419.78	\$0.00	\$2,419.78			
B12UC130004	\$9,160.84	\$0.00	\$9,160.84						
B13UC130004	\$14,373.92	\$0.00	\$14,373.92						
B15UC130004	\$84,120.26	\$0.00	\$84,120.26						

U.S. DEPARTMENT OF HOUSING AND
 URBAN DEVELOPMENT
 OFFICE OF COMMUNITY PLANNING AND
 DEVELOPMENT
 PR01 - HUD Grants and Program Income

DATE: 2/28/2017
 TIME: 5:59:12 PM
 PAGE: 2/6

IDIS

Program	Fund Type	Grantee Name	Grant Number	Net Drawn Amount	FY YTD Net Draw Amount	Available to Commit			
CDBG	EN	GWINNETT COUNTY	B86UC130004	\$1,228,000.00	\$0.00	\$0.00			
			B87UC130004	\$1,232,000.00	\$0.00	\$0.00			
			B88UC130004	\$1,267,000.00	\$0.00	\$0.00			
			B89UC130004	\$1,343,000.00	\$0.00	\$0.00			
			B90UC130004	\$1,380,000.00	\$0.00	\$0.00			
			B91UC130004	\$1,542,000.00	\$0.00	\$0.00			
			B92UC130004	\$1,702,771.00	\$0.00	\$0.00			
			B93UC130004	\$2,120,710.00	\$0.00	\$0.00			
			B94UC130004	\$2,300,000.00	\$0.00	\$0.00			
			B95UC130004	\$2,633,000.00	\$0.00	\$0.00			
			B96UC130004	\$2,617,000.00	\$0.00	\$0.00			
			B97UC130004	\$2,633,000.00	\$0.00	\$0.00			
			B98UC130004	\$2,656,000.00	\$0.00	\$0.00			
			B99UC130004	\$2,672,000.00	\$0.00	\$0.00			
			B00UC130004	\$2,773,000.00	\$0.00	\$0.00			
			B01UC130004	\$2,935,000.00	\$0.00	\$0.00			
			B02UC130004	\$2,953,000.00	\$0.00	\$0.00			
			B03UC130004	\$4,744,000.00	\$0.00	\$0.00			
			B04UC130004	\$4,827,000.00	\$0.00	\$0.00			
			B05UC130004	\$4,615,969.00	\$0.00	\$0.00			
			B06UC130004	\$4,200,238.00	\$0.00	\$0.00			
			B07UC130004	\$4,225,356.00	\$0.00	\$0.00			
			B08UC130004	\$4,126,332.00	\$0.00	\$0.00			
			B09UC130004	\$4,205,388.00	\$0.00	\$0.00			
			B10UC130004	\$4,561,860.00	\$0.00	\$0.00			
			B11UC130004	\$3,828,221.00	\$0.00	\$0.00			
			B12UC130004	\$4,318,785.00	\$0.00	\$0.00			
			B13UC130004	\$4,888,570.00	\$0.00	\$0.00			
			B14UC130004	\$4,879,061.99	\$570,288.63	\$9,583.53			
			B15UC130004	\$4,598,750.06	\$297,993.54	\$0.00			
			B16UC130004	\$3,143,059.69	\$3,143,059.69	\$0.00			
			GWINNETT COUNTY Subtotal:				\$97,150,071.74	\$4,011,341.86	\$9,583.53
			EN Subtotal:				\$97,150,071.74	\$4,011,341.86	\$9,583.53
PI		GWINNETT COUNTY	B97UC130004	\$44,769.00	\$0.00	\$0.00			
			B98UC130004	\$57,879.63	\$0.00	\$0.00			
			B99UC130004	\$102,947.34	\$0.00	\$0.00			
			B00UC130004	\$122,846.91	\$0.00	\$0.00			
			B01UC130004	\$135,005.30	\$0.00	\$0.00			
			B02UC130004	\$99,774.88	\$0.00	\$0.00			
			B03UC130004	\$53,745.98	\$0.00	\$0.00			
			B04UC130004	\$103,530.39	\$0.00	\$0.00			
			B05UC130004	\$53,028.43	\$0.00	\$0.00			
			B06UC130004	\$28,377.88	\$0.00	\$0.00			
			B07UC130004	\$67,424.70	\$0.00	\$0.00			
			B08UC130004	\$33,514.86	\$0.00	\$0.00			
			B09UC130004	\$31,788.85	\$0.00	\$0.00			
			B10UC130004	\$32,071.98	\$0.00	\$0.00			
			B11UC130004	\$2,419.78	\$0.00	\$0.00			
B12UC130004	\$9,160.84	\$0.00	\$0.00						
B13UC130004	\$14,373.92	\$0.00	\$0.00						
B15UC130004	\$84,120.26	\$1,457.02	\$0.00						

U.S. DEPARTMENT OF HOUSING AND
 URBAN DEVELOPMENT
 OFFICE OF COMMUNITY PLANNING AND
 DEVELOPMENT
 PR01 - HUD Grants and Program Income

DATE: 2/28/2017
 TIME: 5:59:12 PM
 PAGE: 3/6

IDIS

Program	Fund Type	Grantee Name	Grant Number	Available to Draw	Recapture Amount
CDBG	EN	GWINNETT COUNTY	B86UC130004	\$0.00	\$0.00
			B87UC130004	\$0.00	\$0.00
			B88UC130004	\$0.00	\$0.00
			B89UC130004	\$0.00	\$0.00
			B90UC130004	\$0.00	\$0.00
			B91UC130004	\$0.00	\$0.00
			B92UC130004	\$0.00	\$0.00
			B93UC130004	\$0.00	\$0.00
			B94UC130004	\$0.00	\$0.00
			B95UC130004	\$0.00	\$0.00
			B96UC130004	\$0.00	\$0.00
			B97UC130004	\$0.00	\$0.00
			B98UC130004	\$0.00	\$0.00
			B99UC130004	\$0.00	\$0.00
			B00UC130004	\$0.00	\$0.00
			B01UC130004	\$0.00	\$0.00
			B02UC130004	\$0.00	\$0.00
			B03UC130004	\$0.00	\$0.00
			B04UC130004	\$0.00	\$0.00
			B05UC130004	\$0.00	\$0.00
			B06UC130004	\$0.00	\$0.00
			B07UC130004	\$0.00	\$0.00
			B08UC130004	\$0.00	\$0.00
			B09UC130004	\$0.00	\$0.00
			B10UC130004	\$0.00	\$0.00
			B11UC130004	\$0.00	\$0.00
			B12UC130004	\$0.00	\$0.00
B13UC130004	\$0.00	\$0.00			
B14UC130004	\$219,470.01	\$0.00			
B15UC130004	\$651,725.94	\$0.00			
B16UC130004	\$2,046,834.31	\$0.00			
GWINNETT COUNTY Subtotal:				\$2,918,030.26	\$0.00
EN Subtotal:				\$2,918,030.26	\$0.00
PI		GWINNETT COUNTY	B97UC130004	\$0.00	\$0.00
			B98UC130004	\$0.00	\$0.00
			B99UC130004	\$0.00	\$0.00
			B00UC130004	\$0.00	\$0.00
			B01UC130004	\$0.00	\$0.00
			B02UC130004	\$0.00	\$0.00
			B03UC130004	\$0.00	\$0.00
			B04UC130004	\$0.00	\$0.00
			B05UC130004	\$0.00	\$0.00
			B06UC130004	\$0.00	\$0.00
			B07UC130004	\$0.00	\$0.00
			B08UC130004	\$0.00	\$0.00
			B09UC130004	\$0.00	\$0.00
			B10UC130004	\$0.00	\$0.00
			B11UC130004	\$0.00	\$0.00
B12UC130004	\$0.00	\$0.00			
B13UC130004	\$0.00	\$0.00			
B15UC130004	\$0.00	\$0.00			

U.S. DEPARTMENT OF HOUSING AND
 URBAN DEVELOPMENT
 OFFICE OF COMMUNITY PLANNING AND
 DEVELOPMENT
 PR01 - HUD Grants and Program Income

DATE: 2/28/2017
 TIME: 5:59:12 PM
 PAGE: 4/6

IDIS

Program	Fund Type	Grantee Name	Grant Number	Authorized Amount	Suballocated Amount	Amount Committed to Activities
CDBG	PI	GWINNETT COUNTY	B16UC130004	\$41,477.00	\$0.00	\$30,542.98
			GWINNETT COUNTY Subtotal:	\$1,118,257.93	\$0.00	\$1,107,323.91
			PI Subtotal:	\$1,118,257.93	\$0.00	\$1,107,323.91
HOME	EN	GWINNETT COUNTY	M00UC130210	\$762,000.00	\$228,600.00	\$533,400.00
			M01UC130210	\$854,000.00	\$256,200.00	\$597,800.00
			M02UC130210	\$851,000.00	\$255,300.00	\$595,700.00
			M03UC130210	\$1,620,057.00	\$486,017.10	\$1,134,039.90
			M04UC130210	\$1,840,591.00	\$498,753.00	\$1,341,838.00
			M05UC130210	\$1,644,910.00	\$473,953.20	\$1,170,956.80
			M06UC130210	\$1,520,842.00	\$446,512.50	\$1,074,329.50
			M07UC130210	\$1,505,692.00	\$441,973.80	\$1,063,718.20
			M08UC130210	\$1,443,535.00	\$429,127.80	\$1,014,407.20
			M09UC130210	\$1,588,261.00	\$397,065.25	\$1,191,195.75
			M10UC130210	\$1,584,502.00	\$396,125.50	\$1,188,376.50
			M11UC130210	\$1,390,424.00	\$422,717.30	\$967,706.70
			M12UC130210	\$1,275,207.00	\$382,466.75	\$892,740.25
			M13UC130210	\$1,364,350.00	\$341,088.00	\$1,023,262.00
			M14UC130210	\$1,505,743.00	\$676,527.00	\$821,815.34
			M15UC130210	\$1,425,854.00	\$406,464.00	\$689,886.46
			M16UC130210	\$1,509,619.00	\$452,428.90	\$640,150.81
			GWINNETT COUNTY Subtotal:	\$23,686,587.00	\$6,991,320.10	\$15,941,323.41
			EN Subtotal:	\$23,686,587.00	\$6,991,320.10	\$15,941,323.41
	PI	GWINNETT COUNTY	M01UC130210	\$30,482.60	\$0.00	\$30,482.60
			M02UC130210	\$58,093.53	\$0.00	\$58,093.53
			M03UC130210	\$63,056.07	\$0.00	\$63,056.07
			M04UC130210	\$104,482.94	\$0.00	\$104,482.94
			M05UC130210	\$99,997.18	\$0.00	\$99,997.18
			M06UC130210	\$209,895.74	\$0.00	\$209,895.74
			M07UC130210	\$85,510.03	\$0.00	\$85,510.03
			M08UC130210	\$49,234.37	\$0.00	\$49,234.37
			M09UC130210	\$44,808.03	\$0.00	\$44,808.03
			M10UC130210	\$45,451.03	\$0.00	\$45,451.03
			M11UC130210	\$55,901.03	\$0.00	\$55,901.03
			M12UC130210	\$55,842.21	\$0.00	\$55,842.21
			M13UC130210	\$57,766.71	\$0.00	\$57,766.71
			M14UC130210	\$38,500.00	\$0.00	\$38,500.00
			M15UC130210	\$43,860.76	\$0.00	\$42,580.83
			M16UC130210	\$78,460.92	\$0.00	\$69,460.92
			GWINNETT COUNTY Subtotal:	\$1,121,343.15	\$0.00	\$1,111,063.22
			PI Subtotal:	\$1,121,343.15	\$0.00	\$1,111,063.22
GRANTEE				\$125,994,290.08	\$6,991,320.10	\$118,218,229.01

U.S. DEPARTMENT OF HOUSING AND
 URBAN DEVELOPMENT
 OFFICE OF COMMUNITY PLANNING AND
 DEVELOPMENT
 PR01 - HUD Grants and Program Income

DATE: 2/28/2017
 TIME: 5:59:12 PM
 PAGE: 5/6

IDIS

Program	Fund Type	Grantee Name	Grant Number	Net Drawn Amount	FY YTD Net Draw Amount	Available to Commit
CDBG	PI	GWINNETT COUNTY	B16UC130004	\$24,019.98	\$24,019.98	\$10,934.02
			GWINNETT COUNTY Subtotal:	\$1,100,800.91	\$25,477.00	\$10,934.02
			PI Subtotal:	\$1,100,800.91	\$25,477.00	\$10,934.02
HOME	EN	GWINNETT COUNTY	M00UC130210	\$533,400.00	\$0.00	\$0.00
			M01UC130210	\$597,800.00	\$0.00	\$0.00
			M02UC130210	\$595,700.00	\$0.00	\$0.00
			M03UC130210	\$1,134,039.90	\$0.00	\$0.00
			M04UC130210	\$1,341,838.00	\$0.00	\$0.00
			M05UC130210	\$1,170,956.80	\$0.00	\$0.00
			M06UC130210	\$1,074,329.50	\$0.00	\$0.00
			M07UC130210	\$1,063,718.20	\$0.00	\$0.00
			M08UC130210	\$1,014,407.20	\$0.00	\$0.00
			M09UC130210	\$1,191,195.75	\$0.00	\$0.00
			M10UC130210	\$1,188,376.50	\$0.00	\$0.00
			M11UC130210	\$967,706.70	\$0.00	\$0.00
			M12UC130210	\$892,740.25	\$0.00	\$0.00
			M13UC130210	\$1,023,262.00	\$0.00	\$0.00
			M14UC130210	\$805,892.92	\$97,745.96	\$7,400.66
			M15UC130210	\$673,472.78	\$565,544.78	\$329,503.54
			M16UC130210	\$305,758.81	\$305,758.81	\$417,039.29
			GWINNETT COUNTY Subtotal:	\$15,574,595.31	\$969,049.55	\$753,943.49
			EN Subtotal:	\$15,574,595.31	\$969,049.55	\$753,943.49
	PI	GWINNETT COUNTY	M01UC130210	\$30,482.60	\$0.00	\$0.00
			M02UC130210	\$58,093.53	\$0.00	\$0.00
			M03UC130210	\$63,056.07	\$0.00	\$0.00
			M04UC130210	\$104,482.94	\$0.00	\$0.00
			M05UC130210	\$99,997.18	\$0.00	\$0.00
			M06UC130210	\$209,895.74	\$0.00	\$0.00
			M07UC130210	\$85,510.03	\$0.00	\$0.00
			M08UC130210	\$49,234.37	\$0.00	\$0.00
			M09UC130210	\$44,808.03	\$0.00	\$0.00
			M10UC130210	\$45,451.03	\$0.00	\$0.00
			M11UC130210	\$55,901.03	\$0.00	\$0.00
			M12UC130210	\$55,842.21	\$0.00	\$0.00
			M13UC130210	\$57,766.71	\$0.00	\$0.00
			M14UC130210	\$31,947.42	\$7,500.00	\$0.00
			M15UC130210	\$38,713.34	\$15,000.00	\$1,279.93
			M16UC130210	\$51,429.02	\$51,429.02	\$9,000.00
			GWINNETT COUNTY Subtotal:	\$1,082,611.25	\$73,929.02	\$10,279.93
			PI Subtotal:	\$1,082,611.25	\$73,929.02	\$10,279.93
GRANTEE				\$114,908,079.21	\$5,079,797.43	\$784,740.97

U.S. DEPARTMENT OF HOUSING AND
 URBAN DEVELOPMENT
 OFFICE OF COMMUNITY PLANNING AND
 DEVELOPMENT
 PR01 - HUD Grants and Program Income

DATE: 2/28/2017
 TIME: 5:59:12 PM
 PAGE: 6/6

IDIS

Program	Fund Type	Grantee Name	Grant Number	Available to Draw	Recapture Amount
CDBG	PI	GWINNETT COUNTY	B16UC130004	\$17,457.02	\$0.00
			GWINNETT COUNTY Subtotal:	\$17,457.02	\$0.00
			PI Subtotal:	\$17,457.02	\$0.00
HOME	EN	GWINNETT COUNTY	M00UC130210	\$0.00	\$0.00
			M01UC130210	\$0.00	\$0.00
			M02UC130210	\$0.00	\$0.00
			M03UC130210	\$0.00	\$0.00
			M04UC130210	\$0.00	\$0.00
			M05UC130210	\$0.00	\$0.00
			M06UC130210	\$0.00	\$0.00
			M07UC130210	\$0.00	\$0.00
			M08UC130210	\$0.00	\$0.00
			M09UC130210	\$0.00	\$0.00
			M10UC130210	\$0.00	\$0.00
			M11UC130210	\$0.00	\$0.00
			M12UC130210	\$0.00	\$0.00
			M13UC130210	\$0.00	\$0.00
			M14UC130210	\$23,323.08	\$0.00
			M15UC130210	\$345,917.22	\$0.00
			M16UC130210	\$751,431.29	\$0.00
			GWINNETT COUNTY Subtotal:	\$1,120,671.59	\$0.00
			EN Subtotal:	\$1,120,671.59	\$0.00
	PI	GWINNETT COUNTY	M01UC130210	\$0.00	\$0.00
			M02UC130210	\$0.00	\$0.00
			M03UC130210	\$0.00	\$0.00
			M04UC130210	\$0.00	\$0.00
			M05UC130210	\$0.00	\$0.00
			M06UC130210	\$0.00	\$0.00
			M07UC130210	\$0.00	\$0.00
			M08UC130210	\$0.00	\$0.00
			M09UC130210	\$0.00	\$0.00
			M10UC130210	\$0.00	\$0.00
			M11UC130210	\$0.00	\$0.00
			M12UC130210	\$0.00	\$0.00
			M13UC130210	\$0.00	\$0.00
			M14UC130210	\$6,552.58	\$0.00
			M15UC130210	\$5,147.42	\$0.00
			M16UC130210	\$27,031.90	\$0.00
			GWINNETT COUNTY Subtotal:	\$38,731.90	\$0.00
			PI Subtotal:	\$38,731.90	\$0.00
GRANTEE				\$4,094,890.77	\$0.00



U.S. Department of Housing and Urban Development
 Office of Community Planning and Development
 Integrated Disbursement and Information System
 CDBG Activity Summary Report (GPR) for Program Year 2016
 GWINNETT COUNTY

Date: 28-Feb-2017
 Time: 18:01
 Page: 1

PGM Year: 1994
Project: 0002 - CONVERTED CDBG ACTIVITIES
IDIS Activity: 2 - CDBG COMMITTED FUNDS ADJUSTMENT

Status: Open
Location: ,

Objective:
Outcome:
Matrix Code: Public Facilities and Improvement (General) (03)
National Objective: LMA

Initial Funding Date: 01/01/0001

Description:

Financing

	Fund Type	Grant Year	Grant	Funded Amount	Drawn In Program Year	Drawn Thru Program Year
CDBG	EN	Pre-2015		\$15,310,414.80	\$0.00	\$0.00
		1986	B86UC130004		\$0.00	\$1,228,000.00
		1987	B87UC130004		\$0.00	\$1,232,000.00
		1988	B88UC130004		\$0.00	\$1,267,000.00
		1989	B89UC130004		\$0.00	\$1,343,000.00
		1990	B90UC130004		\$0.00	\$1,380,000.00
		1991	B91UC130004		\$0.00	\$1,542,000.00
		1992	B92UC130004		\$0.00	\$1,702,771.00
		1993	B93UC130004		\$0.00	\$2,120,710.00
		1994	B94UC130004		\$0.00	\$2,300,000.00
		1995	B95UC130004		\$0.00	\$1,194,933.80
		2011	B11UC130004		\$0.00	\$153,216.41
		2012	B12UC130004		\$0.00	(\$153,216.41)
Total	Total			\$15,310,414.80	\$0.00	\$15,310,414.80

Proposed Accomplishments

Annual Accomplishments

Years	Accomplishment Narrative	# Benefitting
1995		



U.S. Department of Housing and Urban Development
 Office of Community Planning and Development
 Integrated Disbursement and Information System
 CDBG Activity Summary Report (GPR) for Program Year 2016
 GWINNETT COUNTY

Date: 28-Feb-2017
 Time: 18:01
 Page: 2

PGM Year: 2008
Project: 0006 - CDBG SINGLE-UNIT HOUSING REHABILITATION
IDIS Activity: 911 - REHAB-CDBG SINGLE UNIT REHABILITATION

Status: Completed 2/1/2017 12:00:00 AM **Objective:** Create suitable living environments
Location: Countywide GWINNETT CO., GA 30045 **Outcome:** Availability/accessibility
Matrix Code: Rehab; Single-Unit Residential (14A) **National Objective:** LMH

Initial Funding Date: 05/02/2008

Description:
 REHABILITATION OF OWNER OCCUPIED SINGLE FAMILYDETACHED HOMES FOR INCOME ELIGIBLE HOMEOWNERS.

Financing

	Fund Type	Grant Year	Grant	Funded Amount	Drawn In Program Year	Drawn Thru Program Year
CDBG	EN	Pre-2015		\$1,133,906.49	\$0.00	\$0.00
		2007	B07UC130004		\$0.00	\$316,793.70
		2008	B08UC130004		\$0.00	\$743,691.86
		2009	B09UC130004		\$0.00	\$18,336.40
		2010	B10UC130004		\$0.00	\$6,761.54
		2011	B11UC130004		\$0.00	\$36,885.99
		2014	B14UC130004		\$0.00	\$11,437.00
Total	Total			\$1,133,906.49	\$0.00	\$1,133,906.49

Proposed Accomplishments

Housing Units : 35

Actual Accomplishments

Number assisted:

	Owner		Renter		Total		Person	
	Total	Hispanic	Total	Hispanic	Total	Hispanic	Total	Hispanic
White:	17	2	0	0	17	2	0	0
Black/African American:	15	0	0	0	15	0	0	0
Asian:	0	0	0	0	0	0	0	0
American Indian/Alaskan Native:	0	0	0	0	0	0	0	0
Native Hawaiian/Other Pacific Islander:	0	0	0	0	0	0	0	0
American Indian/Alaskan Native & White:	0	0	0	0	0	0	0	0
Asian White:	0	0	0	0	0	0	0	0
Black/African American & White:	0	0	0	0	0	0	0	0
American Indian/Alaskan Native & Black/African American:	0	0	0	0	0	0	0	0
Other multi-racial:	0	0	0	0	0	0	0	0



U.S. Department of Housing and Urban Development
 Office of Community Planning and Development
 Integrated Disbursement and Information System
 CDBG Activity Summary Report (GPR) for Program Year 2016
 GWINNETT COUNTY

Date: 28-Feb-2017
 Time: 18:01
 Page: 3

Asian/Pacific Islander:	0	0	0	0	0	0	0	0
Hispanic:	0	0	0	0	0	0	0	0
Total:	32	2	0	0	32	2	0	0
Female-headed Households:	10		0		10			

Income Category:

	Owner	Renter	Total	Person
Extremely Low	4	0	4	0
Low Mod	11	0	11	0
Moderate	17	0	17	0
Non Low Moderate	0	0	0	0
Total	32	0	32	0
Percent Low/Mod	100.0%		100.0%	

Annual Accomplishments

Years	Accomplishment Narrative	# Benefitting
2008		
2009	AS OF 8/8/09 9 HOUSES WERE REHABED USING FUNDS FROM IDIS#911.	
2012		
2013		



U.S. Department of Housing and Urban Development
 Office of Community Planning and Development
 Integrated Disbursement and Information System
 CDBG Activity Summary Report (GPR) for Program Year 2016
 GWINNETT COUNTY

Date: 28-Feb-2017
 Time: 18:01
 Page: 4

PGM Year: 2012
Project: 0027 - Lawrenceville Housing Corporation - Oakland Downs Project
IDIS Activity: 946 - HABITAT-OAKLAND DOWNS LOT 38

Status: Completed 2/5/2016 12:00:00 AM
Location: 200 Oakland Hills Way (GWINNETT COUNTY)
 Lawrenceville, GA 30044-6837

Objective: Provide decent affordable housing
Outcome: Affordability
Matrix Code: Acquisition of Real Property (01) **National Objective:** LMH

Initial Funding Date: 08/09/2008

Description:
 GWINNETT HABITAT WILL USE 2008 CDBG FUNDS TO PURCHASE A LOT FOR THE CONSTRUCTION OF A TOWNHOME FOR AN INCOME ELIGIBLE FIRST TIME HOME BUYER.
 FY 2012 HOME funds in amount of \$ 128,255 will be used for rehabilitation and to provide First - time Homebuyer Down Payments Assistance.

Financing

	Fund Type	Grant Year	Grant	Funded Amount	Drawn In Program Year	Drawn Thru Program Year
CDBG	EN	Pre-2015		\$43,750.00	\$0.00	\$0.00
		2007	B07UC130004		\$0.00	\$43,750.00
Total	Total			\$43,750.00	\$0.00	\$43,750.00

Proposed Accomplishments

Housing Units : 1

Actual Accomplishments

Number assisted:

	Owner		Renter		Total		Person	
	Total	Hispanic	Total	Hispanic	Total	Hispanic	Total	Hispanic
White:	0	0	0	0	0	0	0	0
Black/African American:	0	0	0	0	0	0	0	0
Asian:	1	0	0	0	1	0	0	0
American Indian/Alaskan Native:	0	0	0	0	0	0	0	0
Native Hawaiian/Other Pacific Islander:	0	0	0	0	0	0	0	0
American Indian/Alaskan Native & White:	0	0	0	0	0	0	0	0
Asian White:	0	0	0	0	0	0	0	0
Black/African American & White:	0	0	0	0	0	0	0	0
American Indian/Alaskan Native & Black/African American:	0	0	0	0	0	0	0	0
Other multi-racial:	0	0	0	0	0	0	0	0
Asian/Pacific Islander:	0	0	0	0	0	0	0	0
Hispanic:	0	0	0	0	0	0	0	0
Total:	1	0	0	0	1	0	0	0



U.S. Department of Housing and Urban Development
 Office of Community Planning and Development
 Integrated Disbursement and Information System
 CDBG Activity Summary Report (GPR) for Program Year 2016
 GWINNETT COUNTY

Date: 28-Feb-2017
 Time: 18:01
 Page: 5

Female-headed Households: 1 0 1

<i>Income Category:</i>	Owner	Renter	Total	Person
Extremely Low	1	0	1	0
Low Mod	0	0	0	0
Moderate	0	0	0	0
Non Low Moderate	0	0	0	0
Total	1	0	1	0
Percent Low/Mod	100.0%		100.0%	

Annual Accomplishments

Years	Accomplishment Narrative	# Benefitting
2008	ACTIVITY SET-UP. LOT PURCHASED 10/01/08. CONSTRUCTION AND COMPLETION ANTICIPATED BY THE END OF 2010.	
2015	Construction completed and first-time homebuyer (Yasmeen Lakhani and Mjid Jiwa) acquired 200 Oakland Hills Way in 2015.	



U.S. Department of Housing and Urban Development
 Office of Community Planning and Development
 Integrated Disbursement and Information System
 CDBG Activity Summary Report (GPR) for Program Year 2016
 GWINNETT COUNTY

Date: 28-Feb-2017
 Time: 18:01
 Page: 6

PGM Year: 2012
Project: 0027 - Lawrenceville Housing Corporation - Oakland Downs Project
IDIS Activity: 947 - HABITAT-OAKLAND DOWNS LOT 39

Status: Completed 2/5/2016 12:00:00 AM
Location: 198 Oakland Hills Way (GWINNETT COUNTY)
 Lawrenceville, GA 30044-6844

Objective: Provide decent affordable housing
Outcome: Affordability
Matrix Code: Acquisition of Real Property (01) **National Objective:** LMH

Initial Funding Date: 08/09/2008

Description:
 GWINNETT HABITAT WILL USE 2008 CDBG FUNDS TO PURCHASE A LOT FOR THE CONSTRUCTION OF A TOWNHOME FOR AN INCOME ELIGIBLE FIRST TIME HOMEBUYER.
 FY 2008 HOME funds in amount of \$ 128,255 will be use for rehabilitation and and to provide First - time Homebuyer Down Payment Assistance.

Financing

	Fund Type	Grant Year	Grant	Funded Amount	Drawn In Program Year	Drawn Thru Program Year
CDBG	EN	Pre-2015		\$43,750.00	\$0.00	\$0.00
		2007	B07UC130004		\$0.00	\$43,750.00
Total	Total			\$43,750.00	\$0.00	\$43,750.00

Proposed Accomplishments

Housing Units : 2

Actual Accomplishments

Number assisted:

	Owner		Renter		Total		Person	
	Total	Hispanic	Total	Hispanic	Total	Hispanic	Total	Hispanic
White:	0	0	0	0	0	0	0	0
Black/African American:	1	0	0	0	1	0	0	0
Asian:	0	0	0	0	0	0	0	0
American Indian/Alaskan Native:	0	0	0	0	0	0	0	0
Native Hawaiian/Other Pacific Islander:	0	0	0	0	0	0	0	0
American Indian/Alaskan Native & White:	0	0	0	0	0	0	0	0
Asian White:	0	0	0	0	0	0	0	0
Black/African American & White:	0	0	0	0	0	0	0	0
American Indian/Alaskan Native & Black/African American:	0	0	0	0	0	0	0	0
Other multi-racial:	0	0	0	0	0	0	0	0
Asian/Pacific Islander:	0	0	0	0	0	0	0	0
Hispanic:	0	0	0	0	0	0	0	0
Total:	1	0	0	0	1	0	0	0



U.S. Department of Housing and Urban Development
 Office of Community Planning and Development
 Integrated Disbursement and Information System
 CDBG Activity Summary Report (GPR) for Program Year 2016
 GWINNETT COUNTY

Date: 28-Feb-2017
 Time: 18:01
 Page: 8

PGM Year: 2012
Project: 0027 - Lawrenceville Housing Corporation - Oakland Downs Project
IDIS Activity: 948 - HABITAT-OAKLAND DOWNS LOT 40

Status: Completed 2/5/2016 12:00:00 AM
Location: 196 Oakland Hills Way (GWINNETT COUTNY)
 Lawrenceville, GA 30044-6844

Objective: Provide decent affordable housing
Outcome: Affordability
Matrix Code: Acquisition of Real Property (01) **National Objective:** LMH

Initial Funding Date: 08/09/2008

Description:
 GWINNETT HABITAT WILL USE 2008 CDBG FUNDS TO PURCHASE A LOT FOR THE CONSTRUCTION OF A TOWNHOME FOR AN INCOME ELIGIBLE FIRST TIME HOMEBUYER.
 FY 2012 HOME funds in amount of \$ 134,505 will be use for rehabilitation and and to provide First - time Homebuyer Down Payment Assistance.

Financing

	Fund Type	Grant Year	Grant	Funded Amount	Drawn In Program Year	Drawn Thru Program Year
CDBG	EN	Pre-2015		\$43,750.00	\$0.00	\$0.00
		2007	B07UC130004		\$0.00	\$43,750.00
Total	Total			\$43,750.00	\$0.00	\$43,750.00

Proposed Accomplishments

Housing Units : 1

Actual Accomplishments

Number assisted:

	Owner		Renter		Total		Person	
	Total	Hispanic	Total	Hispanic	Total	Hispanic	Total	Hispanic
White:	0	0	0	0	0	0	0	0
Black/African American:	4	0	0	0	4	0	0	0
Asian:	0	0	0	0	0	0	0	0
American Indian/Alaskan Native:	0	0	0	0	0	0	0	0
Native Hawaiian/Other Pacific Islander:	0	0	0	0	0	0	0	0
American Indian/Alaskan Native & White:	0	0	0	0	0	0	0	0
Asian White:	0	0	0	0	0	0	0	0
Black/African American & White:	0	0	0	0	0	0	0	0
American Indian/Alaskan Native & Black/African American:	0	0	0	0	0	0	0	0
Other multi-racial:	0	0	0	0	0	0	0	0
Asian/Pacific Islander:	0	0	0	0	0	0	0	0
Hispanic:	0	0	0	0	0	0	0	0
Total:	4	0	0	0	4	0	0	0



U.S. Department of Housing and Urban Development
 Office of Community Planning and Development
 Integrated Disbursement and Information System
 CDBG Activity Summary Report (GPR) for Program Year 2016
 GWINNETT COUNTY

Date: 28-Feb-2017
 Time: 18:01
 Page: 9

Female-headed Households: 1 0 1

<i>Income Category:</i>	Owner	Renter	Total	Person
Extremely Low	4	0	4	0
Low Mod	0	0	0	0
Moderate	0	0	0	0
Non Low Moderate	0	0	0	0
Total	4	0	4	0
Percent Low/Mod	100.0%		100.0%	

Annual Accomplishments

Years	Accomplishment Narrative	# Benefitting
2008	ACTIVITY SET-UP. LOT PURCHASED 10/01/08. CONSTRUCTION AND COMPLETION ANTICIPATED BY THE END OF 2010.	
2015	Habitat for Humanity utilized CDBG funds to acquire land at Oakland Hills Way to construct townhomes. Nonprofit housing developer, Lawrenceville Housing Corporation, completed construction of the townhomes and income-eligible homebuyers acquired the property.	



U.S. Department of Housing and Urban Development
 Office of Community Planning and Development
 Integrated Disbursement and Information System
 CDBG Activity Summary Report (GPR) for Program Year 2016
 GWINNETT COUNTY

Date: 28-Feb-2017
 Time: 18:01
 Page: 10

PGM Year: 2012
Project: 0027 - Lawrenceville Housing Corporation - Oakland Downs Project
IDIS Activity: 949 - HABITAT-OAKLAND DOWNS LOT41

Status: Completed 2/5/2016 12:00:00 AM **Objective:** Provide decent affordable housing
Location: 194 Oakland Hills Way (GWINNETT COUTNY) **Outcome:** Affordability
 Lawrenceville, GA 30044-6844 **Matrix Code:** Acquisition of Real Property (01) **National Objective:** LMH

Initial Funding Date: 08/09/2008

Description:
 GWINNETT HABITAT WILL USE 2008 CDBG FUNDS TO PURCHASE A LOT FOR THE CONSTRUCTION OF A TOWNHOME FOR AN INCOME ELIGIBLE FIRST TIME HOMEBUYER.
 FY 2012 HOME funds in amount of \$ 134,505 will be use for rehabilitation and and to provide First - time Homebuyer Down Payment Assistance.

Financing

	Fund Type	Grant Year	Grant	Funded Amount	Drawn In Program Year	Drawn Thru Program Year
CDBG	EN	Pre-2015		\$43,750.00	\$0.00	\$0.00
		2007	B07UC130004		\$0.00	\$43,750.00
Total	Total			\$43,750.00	\$0.00	\$43,750.00

Proposed Accomplishments

Housing Units : 1

Actual Accomplishments

Number assisted:

	Owner		Renter		Total		Person	
	Total	Hispanic	Total	Hispanic	Total	Hispanic	Total	Hispanic
White:	1	1	0	0	1	1	0	0
Black/African American:	0	0	0	0	0	0	0	0
Asian:	0	0	0	0	0	0	0	0
American Indian/Alaskan Native:	0	0	0	0	0	0	0	0
Native Hawaiian/Other Pacific Islander:	0	0	0	0	0	0	0	0
American Indian/Alaskan Native & White:	0	0	0	0	0	0	0	0
Asian White:	0	0	0	0	0	0	0	0
Black/African American & White:	0	0	0	0	0	0	0	0
American Indian/Alaskan Native & Black/African American:	0	0	0	0	0	0	0	0
Other multi-racial:	0	0	0	0	0	0	0	0
Asian/Pacific Islander:	0	0	0	0	0	0	0	0
Hispanic:	0	0	0	0	0	0	0	0
Total:	1	1	0	0	1	1	0	0



U.S. Department of Housing and Urban Development
 Office of Community Planning and Development
 Integrated Disbursement and Information System
 CDBG Activity Summary Report (GPR) for Program Year 2016
 GWINNETT COUNTY

Date: 28-Feb-2017
 Time: 18:01
 Page: 11

Female-headed Households: 0 0 0

<i>Income Category:</i>	Owner	Renter	Total	Person
Extremely Low	0	0	0	0
Low Mod	1	0	1	0
Moderate	0	0	0	0
Non Low Moderate	0	0	0	0
Total	1	0	1	0
Percent Low/Mod	100.0%		100.0%	

Annual Accomplishments

Years	Accomplishment Narrative	# Benefitting
2008	ACTIVITY SET-UP. LOT PURCHASED 10/01/08. CONSTRUCTION AND COMPLETION ANTICIPATED BY THE END OF 2010.	
2015	Habitat for Humanity utilized CDBG funds to acquire land at Oakland Hills Way to construct affordable townhomes for income eligible, first-time homebuyers. Nonprofit housing developer, Lawrenceville Housing Corporation, completed the townhome construction and sold the property to Brenda Cruz Juarez.	



U.S. Department of Housing and Urban Development
 Office of Community Planning and Development
 Integrated Disbursement and Information System
 CDBG Activity Summary Report (GPR) for Program Year 2016
 GWINNETT COUNTY

Date: 28-Feb-2017
 Time: 18:01
 Page: 12

PGM Year: 2013
Project: 0013 - Lawrenceville Housing Corporation - Oakland Downs Project
IDIS Activity: 950 - HABITAT-OAKLAND DOWNS LOT 42

Status: Completed 2/5/2016 12:00:00 AM **Objective:** Provide decent affordable housing
Location: 192 Oakland Hills Way (GWINNETT COUNTY) **Outcome:** Affordability
 Lawrenceville, GA 30044-6844 **Matrix Code:** Acquisition of Real Property (01) **National Objective:** LMH

Initial Funding Date: 08/09/2008

Description:
 GWINNETT HABITAT WILL USE 2008 CDBG FUNDS TO PURCHASE A LOT FOR THE CONSTRUCTION OF A TOWNHOME FOR AN INCOME ELIGIBLE FIRST TIME HOMEBUYER.
 FY 2013 HOME funds in amount of \$ 128,255 will be use for rehabilitation and and to provide First - time Homebuyer Down Payments Assistance.

Financing

	Fund Type	Grant Year	Grant	Funded Amount	Drawn In Program Year	Drawn Thru Program Year
CDBG	EN	Pre-2015		\$43,750.00	\$0.00	\$0.00
		2007	B07UC130004		\$0.00	\$43,750.00
Total	Total			\$43,750.00	\$0.00	\$43,750.00

Proposed Accomplishments

Housing Units : 1

Actual Accomplishments

Number assisted:

	Owner		Renter		Total		Person	
	Total	Hispanic	Total	Hispanic	Total	Hispanic	Total	Hispanic
White:	0	0	0	0	0	0	0	0
Black/African American:	3	0	0	0	3	0	0	0
Asian:	0	0	0	0	0	0	0	0
American Indian/Alaskan Native:	0	0	0	0	0	0	0	0
Native Hawaiian/Other Pacific Islander:	0	0	0	0	0	0	0	0
American Indian/Alaskan Native & White:	0	0	0	0	0	0	0	0
Asian White:	0	0	0	0	0	0	0	0
Black/African American & White:	0	0	0	0	0	0	0	0
American Indian/Alaskan Native & Black/African American:	0	0	0	0	0	0	0	0
Other multi-racial:	0	0	0	0	0	0	0	0
Asian/Pacific Islander:	0	0	0	0	0	0	0	0
Hispanic:	0	0	0	0	0	0	0	0
Total:	3	0	0	0	3	0	0	0



U.S. Department of Housing and Urban Development
 Office of Community Planning and Development
 Integrated Disbursement and Information System
 CDBG Activity Summary Report (GPR) for Program Year 2016
 GWINNETT COUNTY

Date: 28-Feb-2017
 Time: 18:01
 Page: 13

Female-headed Households: 1 0 1

<i>Income Category:</i>	Owner	Renter	Total	Person
Extremely Low	3	0	3	0
Low Mod	0	0	0	0
Moderate	0	0	0	0
Non Low Moderate	0	0	0	0
Total	3	0	3	0
Percent Low/Mod	100.0%		100.0%	

Annual Accomplishments

Years	Accomplishment Narrative	# Benefitting
2008	ACTIVITY SET-UP. LOT PURCHASED 10/01/08. CONSTRUCTION AND COMPLETION ANTICIPATED BY THE END OF 2010.	
2015	Habitat for Humanity utilized CDBG funding to acquire land at Oakland Hills Way for the construction of affordable townhomes. Nonprofit housing developer, Lawrenceville Housing Corporation, completed construction of these units in 2015 and sold them to income eligible, first-time homebuyers. Loretta Fordyce purchased the townhome at 192 Oakland Hills Way.	



U.S. Department of Housing and Urban Development
 Office of Community Planning and Development
 Integrated Disbursement and Information System
 CDBG Activity Summary Report (GPR) for Program Year 2016
 GWINNETT COUNTY

Date: 28-Feb-2017
 Time: 18:01
 Page: 14

PGM Year: 2013
Project: 0013 - Lawrenceville Housing Corporation - Oakland Downs Project
IDIS Activity: 951 - HABITAT-OAKLAND DOWNS LOT 43

Status: Completed 2/5/2016 12:00:00 AM
Location: 190 Oakland Hills Way (GWINNETT COUNTY)
 Lawrenceville, GA 30044-6844

Objective: Provide decent affordable housing
Outcome: Affordability
Matrix Code: Acquisition of Real Property (01) **National Objective:** LMH

Initial Funding Date: 08/09/2008

Description:
 GWINNETT HABITAT WILL USE 2008 CDBG FUNDS TO PURCHASE A LOT FOR THE CONSTRUCTION OF A TOWNHOME FOR AN INCOME ELIGIBLE FIRST TIME HOMEBUYER.
 FY 2013 HOME funds in amount of \$ 134,505 will be use for rehabilitation and and to provide First - time Homebuyer Down Payment Assistance.

Financing

	Fund Type	Grant Year	Grant	Funded Amount	Drawn In Program Year	Drawn Thru Program Year
CDBG	EN	Pre-2015		\$43,750.00	\$0.00	\$0.00
		2007	B07UC130004		\$0.00	\$43,750.00
Total	Total			\$43,750.00	\$0.00	\$43,750.00

Proposed Accomplishments

Housing Units : 1

Actual Accomplishments

Number assisted:

	Owner		Renter		Total		Person	
	Total	Hispanic	Total	Hispanic	Total	Hispanic	Total	Hispanic
White:	3	3	0	0	3	3	0	0
Black/African American:	0	0	0	0	0	0	0	0
Asian:	0	0	0	0	0	0	0	0
American Indian/Alaskan Native:	0	0	0	0	0	0	0	0
Native Hawaiian/Other Pacific Islander:	0	0	0	0	0	0	0	0
American Indian/Alaskan Native & White:	0	0	0	0	0	0	0	0
Asian White:	0	0	0	0	0	0	0	0
Black/African American & White:	0	0	0	0	0	0	0	0
American Indian/Alaskan Native & Black/African American:	0	0	0	0	0	0	0	0
Other multi-racial:	0	0	0	0	0	0	0	0
Asian/Pacific Islander:	0	0	0	0	0	0	0	0
Hispanic:	0	0	0	0	0	0	0	0
Total:	3	3	0	0	3	3	0	0



U.S. Department of Housing and Urban Development
 Office of Community Planning and Development
 Integrated Disbursement and Information System
 CDBG Activity Summary Report (GPR) for Program Year 2016
 GWINNETT COUNTY

Date: 28-Feb-2017
 Time: 18:01
 Page: 15

Female-headed Households: 1 0 1

<i>Income Category:</i>	Owner	Renter	Total	Person
Extremely Low	3	0	3	0
Low Mod	0	0	0	0
Moderate	0	0	0	0
Non Low Moderate	0	0	0	0
Total	3	0	3	0
Percent Low/Mod	100.0%		100.0%	

Annual Accomplishments

Years	Accomplishment Narrative	# Benefitting
2008	ACTIVITY SET-UP. LOT PURCHASED 10/1/08. CONSTRUCTION AND COMPLETION ANTICIPATED BY THE END OF 2010.	
2015	Habitat for Humanity utilized CDBG funds to acquire land at Oakland Hills Way for the development of new affordable townhomes. Nonprofit housing developer, Lawrenceville Housing Corporation, completed construction of these units in 2015 and income eligible, first-time homebuyer, Juliana Texta, acquired the unit at 190 Oakland Hills Way, Lawrenceville, GA 30044.	



U.S. Department of Housing and Urban Development
 Office of Community Planning and Development
 Integrated Disbursement and Information System
 CDBG Activity Summary Report (GPR) for Program Year 2016
 GWINNETT COUNTY

Date: 28-Feb-2017
 Time: 18:01
 Page: 16

PGM Year: 2013
Project: 0013 - Lawrenceville Housing Corporation - Oakland Downs Project
IDIS Activity: 952 - HABITAT-OAKLAND DOWNS LOT 44

Status: Completed 2/5/2016 12:00:00 AM
Location: 188 Oakland Hills Way (GWINNETT COUNTY)
 Lawrenceville, GA 30044-6844

Objective: Provide decent affordable housing
Outcome: Affordability
Matrix Code: Acquisition of Real Property (01) **National Objective:** LMH

Initial Funding Date: 08/09/2008

Description:
 GWINNETT HABITAT WILL USE 2008 CDBG FUNDS TO PURCHASE A LOT FOR THE CONSTRUCTION OF A TOWNHOME FOR AN INCOME ELIGIBLE FIRST TIME HOMEBUYER.
 FY 2013 HOME funds in amount of \$ 134,505 will be use for rehabilitation and and to provide First - time Homebuyer Down Payment Assistance.

Financing

	Fund Type	Grant Year	Grant	Funded Amount	Drawn In Program Year	Drawn Thru Program Year
CDBG	EN	Pre-2015		\$43,750.00	\$0.00	\$0.00
		2007	B07UC130004		\$0.00	\$43,750.00
Total	Total			\$43,750.00	\$0.00	\$43,750.00

Proposed Accomplishments

Housing Units : 1

Actual Accomplishments

Number assisted:

	Owner		Renter		Total		Person	
	Total	Hispanic	Total	Hispanic	Total	Hispanic	Total	Hispanic
White:	0	0	0	0	0	0	0	0
Black/African American:	0	0	0	0	0	0	0	0
Asian:	3	0	0	0	3	0	0	0
American Indian/Alaskan Native:	0	0	0	0	0	0	0	0
Native Hawaiian/Other Pacific Islander:	0	0	0	0	0	0	0	0
American Indian/Alaskan Native & White:	0	0	0	0	0	0	0	0
Asian White:	0	0	0	0	0	0	0	0
Black/African American & White:	0	0	0	0	0	0	0	0
American Indian/Alaskan Native & Black/African American:	0	0	0	0	0	0	0	0
Other multi-racial:	0	0	0	0	0	0	0	0
Asian/Pacific Islander:	0	0	0	0	0	0	0	0
Hispanic:	0	0	0	0	0	0	0	0
Total:	3	0	0	0	3	0	0	0



U.S. Department of Housing and Urban Development
 Office of Community Planning and Development
 Integrated Disbursement and Information System
 CDBG Activity Summary Report (GPR) for Program Year 2016
 GWINNETT COUNTY

Date: 28-Feb-2017
 Time: 18:01
 Page: 17

Female-headed Households: 0 0 0

<i>Income Category:</i>	Owner	Renter	Total	Person
Extremely Low	3	0	3	0
Low Mod	0	0	0	0
Moderate	0	0	0	0
Non Low Moderate	0	0	0	0
Total	3	0	3	0
Percent Low/Mod	100.0%		100.0%	

Annual Accomplishments

Years	Accomplishment Narrative	# Benefiting
2008	ACTIVITY SET-UP. LOT PURCHASED 10/1/08. CONSTRUCTION AND COMPLETION ANTICIPATED BY THE END OF 2010.	
2015	Habit for Humanity utilized CDBG funding to acquire land at Oakland Hills Way for the development of affordable townhomes. Nonprofit housing developer, Lawrenceville Housing Corporation, completed construction of new townhomes in 2015. Income eligible, first-time homebuyer, Khoi T. Bui, acquired the townhome at 188 Oakland Hills Way.	



U.S. Department of Housing and Urban Development
 Office of Community Planning and Development
 Integrated Disbursement and Information System
 CDBG Activity Summary Report (GPR) for Program Year 2016
 GWINNETT COUNTY

Date: 28-Feb-2017
 Time: 18:01
 Page: 18

PGM Year: 2013
Project: 0013 - Lawrenceville Housing Corporation - Oakland Downs Project
IDIS Activity: 953 - HABITAT-OAKLAND DOWNS LOT 45

Status: Completed 2/5/2016 12:00:00 AM **Objective:** Provide decent affordable housing
Location: 186 Oakland Hills Way (GWINNETT COUNTY) **Outcome:** Affordability
 Lawrenceville, GA 30044-6844 **Matrix Code:** Acquisition of Real Property (01) **National Objective:** LMH

Initial Funding Date: 08/09/2008

Description:
 GWINNETT HABITAT WILL USE 2008 CDBG FUNDS TO PURCHASE A LOT FOR THE CONSTRUCTION OF A TOWNHOME FOR AN INCOME ELIGIBLE FIRST TIME HOMEBUYER.
 FY 2013 HOME funds in amount of \$ 134,505 will be use for rehabilitation and and to provide First - time Homebuyer Down Payment Assistance.

Financing

	Fund Type	Grant Year	Grant	Funded Amount	Drawn In Program Year	Drawn Thru Program Year
CDBG	EN	Pre-2015		\$43,750.00	\$0.00	\$0.00
		2007	B07UC130004		\$0.00	\$43,750.00
Total	Total			\$43,750.00	\$0.00	\$43,750.00

Proposed Accomplishments

Housing Units : 1

Actual Accomplishments

Number assisted:

	Owner		Renter		Total		Person	
	Total	Hispanic	Total	Hispanic	Total	Hispanic	Total	Hispanic
White:	0	0	0	0	0	0	0	0
Black/African American:	0	0	0	0	0	0	0	0
Asian:	3	0	0	0	3	0	0	0
American Indian/Alaskan Native:	0	0	0	0	0	0	0	0
Native Hawaiian/Other Pacific Islander:	0	0	0	0	0	0	0	0
American Indian/Alaskan Native & White:	0	0	0	0	0	0	0	0
Asian White:	0	0	0	0	0	0	0	0
Black/African American & White:	0	0	0	0	0	0	0	0
American Indian/Alaskan Native & Black/African American:	0	0	0	0	0	0	0	0
Other multi-racial:	0	0	0	0	0	0	0	0
Asian/Pacific Islander:	0	0	0	0	0	0	0	0
Hispanic:	0	0	0	0	0	0	0	0
Total:	3	0	0	0	3	0	0	0



U.S. Department of Housing and Urban Development
 Office of Community Planning and Development
 Integrated Disbursement and Information System
 CDBG Activity Summary Report (GPR) for Program Year 2016
 GWINNETT COUNTY

Date: 28-Feb-2017
 Time: 18:01
 Page: 20

PGM Year: 2011
Project: 0001 - Grant Administration
IDIS Activity: 1525 - CDBG - County Adm.
Status: Open
Location: ,
Objective:
Outcome:
Matrix Code: General Program Administration (21A) **National Objective:**

Initial Funding Date: 09/14/2011

Description:
 Overall planning and administration of the CDBG, HOME and ESG Programs by the County Department of Financial Services and a Program Management Firm with which the County contracts for Program Administration.
 ESG and HOME Administration budgets represent 5% and 10% of the respective grants.
 CDBG - WFN PM Contract IDIS Activity - 1523; WFN Office Admin.
 IDIS Activity - 1524; County Adm.
 IDIS Activity -1525.
 HOME - WFN PM Contract IDIS Activity - 1526, County Adm.
 IDIS Activity - 1527.
 ESG - WFN Office Admin.
 IDIS Activity - 1528.Amendment [12032013] decreased funds by \$19,036.68 [IDIS 1525] from CDBG Grant Administration to Gwinnett County Housing Services [IDIS 1546].
 CDBG Balance before/after Amendment [12-03-2013] \$450,000/\$430,963.32.

Financing

	Fund Type	Grant Year	Grant	Funded Amount	Drawn In Program Year	Drawn Thru Program Year
CDBG	EN	Pre-2015		\$160,476.73	\$0.00	\$0.00
		2010	B10UC130004		\$0.00	\$28,898.21
		2011	B11UC130004		\$0.00	\$64,542.58
		2012	B12UC130004		\$0.00	\$36,072.10
		2013	B13UC130004		\$0.00	\$29,215.42
		2014	B14UC130004			\$163.66
Total	Total			\$160,476.73	\$163.66	\$160,439.23

Proposed Accomplishments

Actual Accomplishments

<i>Number assisted:</i>	Owner		Renter		Total		Person	
	Total	Hispanic	Total	Hispanic	Total	Hispanic	Total	Hispanic
White:					0	0		
Black/African American:					0	0		
Asian:					0	0		
American Indian/Alaskan Native:					0	0		



U.S. Department of Housing and Urban Development
 Office of Community Planning and Development
 Integrated Disbursement and Information System
 CDBG Activity Summary Report (GPR) for Program Year 2016
 GWINNETT COUNTY

Date: 28-Feb-2017
 Time: 18:01
 Page: 21

Native Hawaiian/Other Pacific Islander:	0	0							
American Indian/Alaskan Native & White:	0	0							
Asian White:	0	0							
Black/African American & White:	0	0							
American Indian/Alaskan Native & Black/African American:	0	0							
Other multi-racial:	0	0							
Asian/Pacific Islander:	0	0							
Hispanic:	0	0							
Total:	0	0	0	0	0	0	0	0	0
Female-headed Households:	0								

Income Category:

	Owner	Renter	Total	Person
Extremely Low			0	
Low Mod			0	
Moderate			0	
Non Low Moderate			0	
Total	0	0	0	0
Percent Low/Mod				

Annual Accomplishments

No data returned for this view. This might be because the applied filter excludes all data.



U.S. Department of Housing and Urban Development
 Office of Community Planning and Development
 Integrated Disbursement and Information System
 CDBG Activity Summary Report (GPR) for Program Year 2016
 GWINNETT COUNTY

Date: 28-Feb-2017
 Time: 18:01
 Page: 22

PGM Year: 2011
Project: 0005 - CDBG Single-Unit Housing Rehabilitation Adm.
IDIS Activity: 1532 - Program Management - Downpayment Assistance Admin

Status: Completed 12/31/2015 12:00:00 AM
Location: ,

Objective:
Outcome:
Matrix Code: HOME Admin/Planning Costs of PJ (21H) **National Objective:**

Initial Funding Date: 09/13/2011

Description:
 Gwinnett County will use CDBG grant funds to administer the Homeowner Housing Rehabilitation Program, which uses CDBG Program funds and Program Income to rehabilitate homes occupied by eligible low and moderate income homeowners as their principal residence.
 Budget includes \$112,036.68 for Program Management [IDIS # 1532], and \$200,000 for Service Delivery Costs [inspections, title searches, filing fees, credit checks, etc.] [IDIS # 1533].
 The County projects to serve 35 households, of which 100% will be low income families.

Financing

	Fund Type	Grant Year	Grant	Funded Amount	Drawn In Program Year	Drawn Thru Program Year
CDBG	EN	Pre-2015		\$112,036.68	\$0.00	\$0.00
		2010	B10UC130004		\$0.00	\$7,611.69
		2011	B11UC130004		\$0.00	\$85,388.31
		2012	B12UC130004		\$0.00	\$19,036.60
		2014	B14UC130004		\$0.08	\$0.08
Total	Total			\$112,036.68	\$0.08	\$112,036.68

Proposed Accomplishments

Actual Accomplishments

Number assisted:

	Owner		Renter		Total		Person	
	Total	Hispanic	Total	Hispanic	Total	Hispanic	Total	Hispanic
White:					0	0		
Black/African American:					0	0		
Asian:					0	0		
American Indian/Alaskan Native:					0	0		
Native Hawaiian/Other Pacific Islander:					0	0		
American Indian/Alaskan Native & White:					0	0		
Asian White:					0	0		
Black/African American & White:					0	0		
American Indian/Alaskan Native & Black/African American:					0	0		
Other multi-racial:					0	0		



U.S. Department of Housing and Urban Development
 Office of Community Planning and Development
 Integrated Disbursement and Information System
 CDBG Activity Summary Report (GPR) for Program Year 2016
 GWINNETT COUNTY

Date: 28-Feb-2017
 Time: 18:01
 Page: 23

Asian/Pacific Islander:					0	0		
Hispanic:					0	0		
Total:					0	0	0	0

Female-headed Households: 0

Income Category:

	Owner	Renter	Total	Person
Extremely Low			0	
Low Mod			0	
Moderate			0	
Non Low Moderate			0	
Total	0	0	0	0
Percent Low/Mod				

Annual Accomplishments

No data returned for this view. This might be because the applied filter excludes all data.



U.S. Department of Housing and Urban Development
 Office of Community Planning and Development
 Integrated Disbursement and Information System
 CDBG Activity Summary Report (GPR) for Program Year 2016
 GWINNETT COUNTY

Date: 28-Feb-2017
 Time: 18:01
 Page: 24

PGM Year: 2012
Project: 0008 - CDBG Single-Unit Housing Rehabilitation
IDIS Activity: 1858 - CDBG Single-Unit Housing Rehabilitation

Status: Open
Location: Countywide Lawrenceville, GA 30046

Objective: Provide decent affordable housing
Outcome: Affordability
Matrix Code: Rehab; Single-Unit Residential (14A) **National Objective:** LMH

Initial Funding Date: 05/22/2012

Description:

The county will use funds to rehabilitate homes occupied by eligible low- and moderate-income homeowners as their principal residence. The rehabilitation will occur using loans and grants. The Housing Rehabilitation Program operates on a countywide basis

Financing

	Fund Type	Grant Year	Grant	Funded Amount	Drawn In Program Year	Drawn Thru Program Year
CDBG	EN	Pre-2015		\$230,748.49	\$0.00	\$0.00
		2011	B11UC130004		\$0.00	\$51,697.81
		2013	B13UC130004		\$0.00	\$23.08
		2014	B14UC130004		\$29,187.39	\$179,027.60
Total	Total			\$230,748.49	\$29,187.39	\$230,748.49

Proposed Accomplishments

Housing Units : 3

Actual Accomplishments

Number assisted:

	Owner		Renter		Total		Person	
	Total	Hispanic	Total	Hispanic	Total	Hispanic	Total	Hispanic
White:	3	1	0	0	3	1	0	0
Black/African American:	2	0	0	0	2	0	0	0
Asian:	0	0	0	0	0	0	0	0
American Indian/Alaskan Native:	0	0	0	0	0	0	0	0
Native Hawaiian/Other Pacific Islander:	0	0	0	0	0	0	0	0
American Indian/Alaskan Native & White:	0	0	0	0	0	0	0	0
Asian White:	0	0	0	0	0	0	0	0
Black/African American & White:	0	0	0	0	0	0	0	0
American Indian/Alaskan Native & Black/African American:	0	0	0	0	0	0	0	0
Other multi-racial:	0	0	0	0	0	0	0	0
Asian/Pacific Islander:	0	0	0	0	0	0	0	0



U.S. Department of Housing and Urban Development
 Office of Community Planning and Development
 Integrated Disbursement and Information System
 CDBG Activity Summary Report (GPR) for Program Year 2016
 GWINNETT COUNTY

Date: 28-Feb-2017
 Time: 18:01
 Page: 25

Hispanic:	0	0	0	0	0	0	0	0
Total:	5	1	0	0	5	1	0	0
Female-headed Households:	0		0		0			

Income Category:

	Owner	Renter	Total	Person
Extremely Low	0	0	0	0
Low Mod	4	0	4	0
Moderate	1	0	1	0
Non Low Moderate	0	0	0	0
Total	5	0	5	0
Percent Low/Mod	100.0%		100.0%	

Annual Accomplishments

Years	Accomplishment Narrative	# Benefiting
2013	CDBG funds were expended during FFY 2013 to rehabilitate the single unit family homes of those income eligible Gwinnett County residents.	



U.S. Department of Housing and Urban Development
 Office of Community Planning and Development
 Integrated Disbursement and Information System
 CDBG Activity Summary Report (GPR) for Program Year 2016
 GWINNETT COUNTY

Date: 28-Feb-2017
 Time: 18:01
 Page: 26

PGM Year: 2013
Project: 0001 - Grant Administration
IDIS Activity: 1944 - CDBG Program Administration

Status: Open
Location: ,

Objective:
Outcome:
Matrix Code: General Program Administration (21A) **National Objective:**

Initial Funding Date: 10/14/2013

Description:

Overall planning and administration of the CDBG, and HOME Programs by the County Department of Financial Services.

Financing

	Fund Type	Grant Year	Grant	Funded Amount	Drawn In Program Year	Drawn Thru Program Year
CDBG	EN	Pre-2015		\$10,000.00	\$0.00	\$0.00
		2014	B14UC130004		\$7,232.23	\$10,000.00
Total	Total			\$10,000.00	\$7,232.23	\$10,000.00

Proposed Accomplishments

Actual Accomplishments

Number assisted:

	Owner		Renter		Total		Person	
	Total	Hispanic	Total	Hispanic	Total	Hispanic	Total	Hispanic
White:					0	0		
Black/African American:					0	0		
Asian:					0	0		
American Indian/Alaskan Native:					0	0		
Native Hawaiian/Other Pacific Islander:					0	0		
American Indian/Alaskan Native & White:					0	0		
Asian White:					0	0		
Black/African American & White:					0	0		
American Indian/Alaskan Native & Black/African American:					0	0		
Other multi-racial:					0	0		
Asian/Pacific Islander:					0	0		
Hispanic:					0	0		
Total:	0	0	0	0	0	0	0	0
Female-headed Households:					0			



U.S. Department of Housing and Urban Development
Office of Community Planning and Development
Integrated Disbursement and Information System
CDBG Activity Summary Report (GPR) for Program Year 2016
GWINNETT COUNTY

Date: 28-Feb-2017
Time: 18:01
Page: 27

Income Category:

	Owner	Renter	Total	Person
Extremely Low			0	
Low Mod			0	
Moderate			0	
Non Low Moderate			0	
Total	0	0	0	0
Percent Low/Mod				

Annual Accomplishments

No data returned for this view. This might be because the applied filter excludes all data.



U.S. Department of Housing and Urban Development
 Office of Community Planning and Development
 Integrated Disbursement and Information System
 CDBG Activity Summary Report (GPR) for Program Year 2016
 GWINNETT COUNTY

Date: 28-Feb-2017
 Time: 18:01
 Page: 28

PGM Year: 2013
Project: 0005 - Gwinnett County Housing Services for Homestretch [Housing]
IDIS Activity: 1948 - Housing Services (HOMEstretch)

Status: Open
Location: ,
Objective:
Outcome:
Matrix Code: HOME Admin/Planning Costs of PJ (21H) **National Objective:**

Initial Funding Date: 10/14/2013

Description:
 Service delivery costs to operate the HOME Program funded homebuyer downpayment assistance program [Homestretch].

Financing

	Fund Type	Grant Year	Grant	Funded Amount	Drawn In Program Year	Drawn Thru Program Year
CDBG	EN	Pre-2015		\$141,975.00	\$0.00	\$0.00
		2013	B13UC130004		\$0.00	\$94,653.00
		2014	B14UC130004		\$17,747.08	\$47,322.00
Total	Total			\$141,975.00	\$17,747.08	\$141,975.00

Proposed Accomplishments

Actual Accomplishments

Number assisted:

	Owner		Renter		Total		Person	
	Total	Hispanic	Total	Hispanic	Total	Hispanic	Total	Hispanic
White:					0	0		
Black/African American:					0	0		
Asian:					0	0		
American Indian/Alaskan Native:					0	0		
Native Hawaiian/Other Pacific Islander:					0	0		
American Indian/Alaskan Native & White:					0	0		
Asian White:					0	0		
Black/African American & White:					0	0		
American Indian/Alaskan Native & Black/African American:					0	0		
Other multi-racial:					0	0		
Asian/Pacific Islander:					0	0		
Hispanic:					0	0		
Total:	0	0	0	0	0	0	0	0

Female-headed Households:

0



U.S. Department of Housing and Urban Development
Office of Community Planning and Development
Integrated Disbursement and Information System
CDBG Activity Summary Report (GPR) for Program Year 2016
GWINNETT COUNTY

Date: 28-Feb-2017

Time: 18:01

Page: 29

Income Category:

	Owner	Renter	Total	Person
Extremely Low			0	
Low Mod			0	
Moderate			0	
Non Low Moderate			0	
Total	0	0	0	0
Percent Low/Mod				

Annual Accomplishments

No data returned for this view. This might be because the applied filter excludes all data.



U.S. Department of Housing and Urban Development
 Office of Community Planning and Development
 Integrated Disbursement and Information System
 CDBG Activity Summary Report (GPR) for Program Year 2016
 GWINNETT COUNTY

Date: 28-Feb-2017
 Time: 18:01
 Page: 30

PGM Year: 2013
Project: 0016 - Public Facilities: Health Facilities
IDIS Activity: 1986 - View Point Health - Expansion of Crisis Stabilization Unit

Status: Completed 8/26/2016 12:00:00 AM **Objective:** Create suitable living environments
Location: 175 Gwinnett Dr Lawrenceville, GA 30046-8444 **Outcome:** Availability/accessibility
Matrix Code: Health Facilities (03P) **National Objective:** LMC

Initial Funding Date: 10/14/2013

Description:

CDBG Funds in amount of \$247,500 will be awarded to View Point Health to be used for improving and expanding its Crisis Stabilization Unit

Financing

	Fund Type	Grant Year	Grant	Funded Amount	Drawn In Program Year	Drawn Thru Program Year
CDBG	EN	Pre-2015		\$247,500.00	\$0.00	\$0.00
		2014	B14UC130004		\$0.00	\$247,500.00
Total	Total			\$247,500.00	\$0.00	\$247,500.00

Proposed Accomplishments

Public Facilities : 1

Actual Accomplishments

Number assisted:

	Owner		Renter		Total		Person	
	Total	Hispanic	Total	Hispanic	Total	Hispanic	Total	Hispanic
White:	0	0	0	0	0	0	363	43
Black/African American:	0	0	0	0	0	0	160	0
Asian:	0	0	0	0	0	0	17	0
American Indian/Alaskan Native:	0	0	0	0	0	0	2	0
Native Hawaiian/Other Pacific Islander:	0	0	0	0	0	0	0	0
American Indian/Alaskan Native & White:	0	0	0	0	0	0	0	0
Asian White:	0	0	0	0	0	0	0	0
Black/African American & White:	0	0	0	0	0	0	0	0
American Indian/Alaskan Native & Black/African American:	0	0	0	0	0	0	0	0
Other multi-racial:	0	0	0	0	0	0	1	0
Asian/Pacific Islander:	0	0	0	0	0	0	0	0
Hispanic:	0	0	0	0	0	0	0	0
Total:	0	0	0	0	0	0	543	43
Female-headed Households:	0		0		0			



U.S. Department of Housing and Urban Development
 Office of Community Planning and Development
 Integrated Disbursement and Information System
 CDBG Activity Summary Report (GPR) for Program Year 2016
 GWINNETT COUNTY

Date: 28-Feb-2017
 Time: 18:01
 Page: 31

Income Category:

	Owner	Renter	Total	Person
Extremely Low	0	0	0	460
Low Mod	0	0	0	45
Moderate	0	0	0	36
Non Low Moderate	0	0	0	2
Total	0	0	0	543
Percent Low/Mod				99.6%

Annual Accomplishments

Years	Accomplishment Narrative	# Benefitting
2016	CDBG Funds in amount of \$247,500 was awarded to View Point Health for improving and expanding its Crisis Stabilization Unit.	



U.S. Department of Housing and Urban Development
 Office of Community Planning and Development
 Integrated Disbursement and Information System
 CDBG Activity Summary Report (GPR) for Program Year 2016
 GWINNETT COUNTY

Date: 28-Feb-2017
 Time: 18:01
 Page: 33

Female-headed Households: 0 0 0

Income Category:

	Owner	Renter	Total	Person
Extremely Low	0	0	0	0
Low Mod	0	0	0	0
Moderate	0	0	0	0
Non Low Moderate	0	0	0	0
Total	0	0	0	0

Percent Low/Mod

Annual Accomplishments

Years	Accomplishment Narrative	# Benefiting
2014	Gwinnett County utilized \$14,373.92 in program income for Housing Rehabilitation Service Delivery costs.	
2015		



U.S. Department of Housing and Urban Development
Office of Community Planning and Development
Integrated Disbursement and Information System
CDBG Activity Summary Report (GPR) for Program Year 2016
GWINNETT COUNTY

Date: 28-Feb-2017
Time: 18:01
Page: 35

Female-headed Households:

0 0 0

Income Category:

	Owner	Renter	Total	Person
Extremely Low	0	0	0	0
Low Mod	0	0	0	0
Moderate	0	0	0	0
Non Low Moderate	0	0	0	0
Total	0	0	0	0

Percent Low/Mod

Annual Accomplishments

No data returned for this view. This might be because the applied filter excludes all data.



U.S. Department of Housing and Urban Development
 Office of Community Planning and Development
 Integrated Disbursement and Information System
 CDBG Activity Summary Report (GPR) for Program Year 2016
 GWINNETT COUNTY

Date: 28-Feb-2017
 Time: 18:01
 Page: 36

PGM Year: 2014
Project: 0008 - Sidewalks: Pirkle and Harbins Road
IDIS Activity: 1997 - GC DOT - Pirkle and Harbins Road Sidewalk Improv.
Status: Open
Location: 75 Langley Dr Lawrenceville, GA 30046-6935
Objective: Create suitable living environments
Outcome: Availability/accessibility
Matrix Code: Sidewalks (03L) **National Objective:** LMA

Initial Funding Date: 07/22/2014

Description:
 Gwinnett County awards \$1,348,378.00 in CDBG Funds for Public Facilities: Sidewalksto permit the GC Department of Transportation to facilitate Sidwalk Construction for Pirkle and Harbins Roads.

Financing

	Fund Type	Grant Year	Grant	Funded Amount	Drawn In Program Year	Drawn Thru Program Year
CDBG	EN	Pre-2015		\$150,000.00	\$0.00	\$0.00
		2014	B14UC130004		\$128,354.88	\$128,354.88
Total	Total			\$150,000.00	\$128,354.88	\$128,354.88

Proposed Accomplishments

Public Facilities : 4,325
 Total Population in Service Area: 7,980
 Census Tract Percent Low / Mod: 65.70

Annual Accomplishments

No data returned for this view. This might be because the applied filter excludes all data.



U.S. Department of Housing and Urban Development
 Office of Community Planning and Development
 Integrated Disbursement and Information System
 CDBG Activity Summary Report (GPR) for Program Year 2016
 GWINNETT COUNTY

Date: 28-Feb-2017
 Time: 18:01
 Page: 37

PGM Year: 2014
Project: 0014 - Housing Counseling Operating Costs
IDIS Activity: 2006 - The IMPACT! Group - Operating Costs

Status: Open **Objective:** Create suitable living environments
Location: 40 Technology Pkwy S Ste 180 Suite 180 Norcross, GA 30092-2924 **Outcome:** Availability/accessibility
Matrix Code: Housing Counseling (05U) **National Objective:** LMC

Initial Funding Date: 07/21/2014

Description:
 Gwinnett County awards CDBG Funds for Public Services: Housing Counseling to permit The IMPACT! Group to facilitate Housing Counseling Operating Costs.

Financing

	Fund Type	Grant Year	Grant	Funded Amount	Drawn In Program Year	Drawn Thru Program Year
CDBG	EN	Pre-2015		\$159,100.00	\$0.00	\$0.00
		2013	B13UC130004		\$0.00	\$150,000.00
		2014	B14UC130004		\$3,500.00	\$9,100.00
Total	Total			\$159,100.00	\$3,500.00	\$159,100.00

Proposed Accomplishments

Households (General) : 783

Actual Accomplishments

Number assisted:

	Owner		Renter		Total		Person	
	Total	Hispanic	Total	Hispanic	Total	Hispanic	Total	Hispanic
White:	78	22	0	0	78	22	0	0
Black/African American:	174	1	0	0	174	1	0	0
Asian:	4	3	0	0	4	3	0	0
American Indian/Alaskan Native:	1	0	0	0	1	0	0	0
Native Hawaiian/Other Pacific Islander:	0	0	0	0	0	0	0	0
American Indian/Alaskan Native & White:	0	0	0	0	0	0	0	0
Asian White:	0	0	0	0	0	0	0	0
Black/African American & White:	0	0	0	0	0	0	0	0
American Indian/Alaskan Native & Black/African American:	0	0	0	0	0	0	0	0
Other multi-racial:	0	0	0	0	0	0	0	0
Asian/Pacific Islander:	0	0	0	0	0	0	0	0
Hispanic:	0	0	0	0	0	0	0	0
Total:	257	26	0	0	257	26	0	0



U.S. Department of Housing and Urban Development
 Office of Community Planning and Development
 Integrated Disbursement and Information System
 CDBG Activity Summary Report (GPR) for Program Year 2016
 GWINNETT COUNTY

Date: 28-Feb-2017
 Time: 18:01
 Page: 38

Female-headed Households: 257 0 257

Income Category:

	Owner	Renter	Total	Person
Extremely Low	46	0	46	0
Low Mod	67	0	67	0
Moderate	75	0	75	0
Non Low Moderate	69	0	69	0
Total	257	0	257	0
Percent Low/Mod	73.2%		73.2%	

Annual Accomplishments

Years	Accomplishment Narrative	# Benefiting
2014	Gwinnett County awarded CDBG Funds for Public Services: Housing Counseling to permit The IMPACT! Group to facilitate Housing Counseling Operating Costs.	



U.S. Department of Housing and Urban Development
 Office of Community Planning and Development
 Integrated Disbursement and Information System
 CDBG Activity Summary Report (GPR) for Program Year 2016
 GWINNETT COUNTY

Date: 28-Feb-2017
 Time: 18:01
 Page: 40

Female-headed Households: 14 0 14

Income Category:

	Owner	Renter	Total	Person
Extremely Low	0	0	0	0
Low Mod	1	0	1	0
Moderate	20	0	20	0
Non Low Moderate	0	0	0	0
Total	21	0	21	0
Percent Low/Mod	100.0%		100.0%	

Annual Accomplishments

Years	Accomplishment Narrative	# Benefitting
2014	In 2014, six income-eligible households utilized CDBG funding to complete eligible rehabilitation to their homeowner occupied single-family detached housing units.	
2015	As of June 8, 2015, fifteen (15) income-eligible homeowners completed rehabilitation on their homes.	



U.S. Department of Housing and Urban Development
 Office of Community Planning and Development
 Integrated Disbursement and Information System
 CDBG Activity Summary Report (GPR) for Program Year 2016
 GWINNETT COUNTY

Date: 28-Feb-2017
 Time: 18:01
 Page: 41

PGM Year: 2013
Project: 0008 - Gwinnett County - Homeowner Rehabilitation
IDIS Activity: 2013 - Housing Rehabilitation Program - Service Delivery Costs

Status: Open **Objective:** Provide decent affordable housing
Location: countywide lawrenceville, GA 30046 **Outcome:** Affordability
Matrix Code: Rehabilitation Administration (14H) **National Objective:** LMH

Initial Funding Date: 12/04/2013

Description:

Financing

	Fund Type	Grant Year	Grant	Funded Amount	Drawn In Program Year	Drawn Thru Program Year
CDBG	EN	Pre-2015		\$57,560.65	\$0.00	\$0.00
		2013	B13UC130004		\$0.00	\$24,625.01
		2014	B14UC130004		\$81.28	\$32,935.64
Total	Total			\$57,560.65	\$81.28	\$57,560.65

Proposed Accomplishments

Actual Accomplishments

Number assisted:

	Owner		Renter		Total		Person	
	Total	Hispanic	Total	Hispanic	Total	Hispanic	Total	Hispanic
White:	0	0	0	0	0	0		0
Black/African American:	0	0	0	0	0	0	0	0
Asian:	0	0	0	0	0	0	0	0
American Indian/Alaskan Native:	0	0	0	0	0	0	0	0
Native Hawaiian/Other Pacific Islander:	0	0	0	0	0	0	0	0
American Indian/Alaskan Native & White:	0	0	0	0	0	0	0	0
Asian White:	0	0	0	0	0	0	0	0
Black/African American & White:	0	0	0	0	0	0	0	0
American Indian/Alaskan Native & Black/African American:	0	0	0	0	0	0	0	0
Other multi-racial:	0	0	0	0	0	0	0	0
Asian/Pacific Islander:	0	0	0	0	0	0	0	0
Hispanic:	0	0	0	0	0	0	0	0
Total:	0	0	0	0	0	0	0	0
Female-headed Households:	0		0		0			



U.S. Department of Housing and Urban Development
Office of Community Planning and Development
Integrated Disbursement and Information System
CDBG Activity Summary Report (GPR) for Program Year 2016
GWINNETT COUNTY

Date: 28-Feb-2017
Time: 18:01
Page: 42

Income Category:

	Owner	Renter	Total	Person
Extremely Low	0	0	0	0
Low Mod	0	0	0	0
Moderate	0	0	0	0
Non Low Moderate	0	0	0	0
Total	0	0	0	0
Percent Low/Mod				

Annual Accomplishments

No data returned for this view. This might be because the applied filter excludes all data.



U.S. Department of Housing and Urban Development
 Office of Community Planning and Development
 Integrated Disbursement and Information System
 CDBG Activity Summary Report (GPR) for Program Year 2016
 GWINNETT COUNTY

Date: 28-Feb-2017
 Time: 18:01
 Page: 43

PGM Year: 2014
Project: 0003 - Grant Administration
IDIS Activity: 2026 - CDBG - WFN Office Admin.
Status: Open
Location: ,
Objective:
Outcome:
Matrix Code: General Program Administration (21A) **National Objective:**

Initial Funding Date: 10/15/2015

Description:

Overall planning and administration of the Programs by a Program Management Firm with which the County contracts for Program Administration.

Financing

	Fund Type	Grant Year	Grant	Funded Amount	Drawn In Program Year	Drawn Thru Program Year
CDBG	EN	Pre-2015		\$24,156.30	\$0.00	\$0.00
		2014	B14UC130004		\$18,192.16	\$21,369.53
Total	Total			\$24,156.30	\$18,192.16	\$21,369.53

Proposed Accomplishments

Actual Accomplishments

Number assisted:

	Owner		Renter		Total		Person	
	Total	Hispanic	Total	Hispanic	Total	Hispanic	Total	Hispanic
White:					0	0		
Black/African American:					0	0		
Asian:					0	0		
American Indian/Alaskan Native:					0	0		
Native Hawaiian/Other Pacific Islander:					0	0		
American Indian/Alaskan Native & White:					0	0		
Asian White:					0	0		
Black/African American & White:					0	0		
American Indian/Alaskan Native & Black/African American:					0	0		
Other multi-racial:					0	0		
Asian/Pacific Islander:					0	0		
Hispanic:					0	0		
Total:	0	0	0	0	0	0	0	0
Female-headed Households:					0			



U.S. Department of Housing and Urban Development
Office of Community Planning and Development
Integrated Disbursement and Information System
CDBG Activity Summary Report (GPR) for Program Year 2016
GWINNETT COUNTY

Date: 28-Feb-2017
Time: 18:01
Page: 44

Income Category:

	Owner	Renter	Total	Person
Extremely Low			0	
Low Mod			0	
Moderate			0	
Non Low Moderate			0	
Total	0	0	0	0
Percent Low/Mod				

Annual Accomplishments

No data returned for this view. This might be because the applied filter excludes all data.



U.S. Department of Housing and Urban Development
 Office of Community Planning and Development
 Integrated Disbursement and Information System
 CDBG Activity Summary Report (GPR) for Program Year 2016
 GWINNETT COUNTY

Date: 28-Feb-2017
 Time: 18:01
 Page: 45

PGM Year: 2013
Project: 0001 - Grant Administration
IDIS Activity: 2057 - WFN Admin (4064) Program Management & Reimbursables

Status: Open
Location: ,
Objective:
Outcome:
Matrix Code: General Program Administration (21A) **National Objective:**

Initial Funding Date: 04/08/2014

Description:
 Overall planning and administration of the CDBG program by the County Department of Financial Services and a Program Management Firm with which the County contracts for Program Administration.
 This activity will be utilized for the tracking of program management fees and reimbursables under the program management firm contract.

Financing

	Fund Type	Grant Year	Grant	Funded Amount	Drawn In Program Year	Drawn Thru Program Year
CDBG	EN	Pre-2015		\$263,725.35	\$0.00	\$0.00
		2013	B13UC130004		\$0.00	\$8,771.96
		2014	B14UC130004		\$75,205.45	\$252,778.26
Total	Total			\$263,725.35	\$75,205.45	\$261,550.22

Proposed Accomplishments

Actual Accomplishments

Number assisted:

	Owner		Renter		Total		Person	
	Total	Hispanic	Total	Hispanic	Total	Hispanic	Total	Hispanic
White:					0	0		
Black/African American:					0	0		
Asian:					0	0		
American Indian/Alaskan Native:					0	0		
Native Hawaiian/Other Pacific Islander:					0	0		
American Indian/Alaskan Native & White:					0	0		
Asian White:					0	0		
Black/African American & White:					0	0		
American Indian/Alaskan Native & Black/African American:					0	0		
Other multi-racial:					0	0		
Asian/Pacific Islander:					0	0		
Hispanic:					0	0		
Total:	0	0	0	0	0	0	0	0



U.S. Department of Housing and Urban Development
Office of Community Planning and Development
Integrated Disbursement and Information System
CDBG Activity Summary Report (GPR) for Program Year 2016
GWINNETT COUNTY

Date: 28-Feb-2017
Time: 18:01
Page: 46

Female-headed Households:

0

Income Category:

	Owner	Renter	Total	Person
Extremely Low			0	
Low Mod			0	
Moderate			0	
Non Low Moderate			0	
Total	0	0	0	0
Percent Low/Mod				

Annual Accomplishments

No data returned for this view. This might be because the applied filter excludes all data.



U.S. Department of Housing and Urban Development
 Office of Community Planning and Development
 Integrated Disbursement and Information System
 CDBG Activity Summary Report (GPR) for Program Year 2016
 GWINNETT COUNTY

Date: 28-Feb-2017
 Time: 18:01
 Page: 47

PGM Year: 2014
Project: 0005 - Housing Services for Homestretch
IDIS Activity: 2088 - Housing Services for Homestretch

Status: Open
Location: ,
Objective:
Outcome:
Matrix Code: HOME Admin/Planning Costs of PJ (21H) **National Objective:**

Initial Funding Date: 07/22/2014

Description:
 Funding provided for housing services in support of the HOME program.

Financing

	Fund Type	Grant Year	Grant	Funded Amount	Drawn In Program Year	Drawn Thru Program Year
CDBG	EN	Pre-2015		\$70,000.00	\$0.00	\$0.00
		2014	B14UC130004		\$59,150.00	\$59,150.00
Total	Total			\$70,000.00	\$59,150.00	\$59,150.00

Proposed Accomplishments

Actual Accomplishments

Number assisted:

	Owner		Renter		Total		Person	
	Total	Hispanic	Total	Hispanic	Total	Hispanic	Total	Hispanic
White:					0	0		
Black/African American:					0	0		
Asian:					0	0		
American Indian/Alaskan Native:					0	0		
Native Hawaiian/Other Pacific Islander:					0	0		
American Indian/Alaskan Native & White:					0	0		
Asian White:					0	0		
Black/African American & White:					0	0		
American Indian/Alaskan Native & Black/African American:					0	0		
Other multi-racial:					0	0		
Asian/Pacific Islander:					0	0		
Hispanic:					0	0		
Total:	0	0	0	0	0	0	0	0
Female-headed Households:					0			



U.S. Department of Housing and Urban Development
Office of Community Planning and Development
Integrated Disbursement and Information System
CDBG Activity Summary Report (GPR) for Program Year 2016
GWINNETT COUNTY

Date: 28-Feb-2017
Time: 18:01
Page: 48

Income Category:

	Owner	Renter	Total	Person
Extremely Low			0	
Low Mod			0	
Moderate			0	
Non Low Moderate			0	
Total	0	0	0	0
Percent Low/Mod				

Annual Accomplishments

No data returned for this view. This might be because the applied filter excludes all data.



U.S. Department of Housing and Urban Development
 Office of Community Planning and Development
 Integrated Disbursement and Information System
 CDBG Activity Summary Report (GPR) for Program Year 2016
 GWINNETT COUNTY

Date: 28-Feb-2017
 Time: 18:01
 Page: 49

PGM Year: 2014
Project: 0004 - Housing Rehabilitation Administration
IDIS Activity: 2089 - Housing Rehabilitation Administration

Status: Open
Location: 446 W Crogan St Ste 275 Suite 275 Lawrenceville
 Lawrenceville, GA 30046-2439

Objective: Create suitable living environments
Outcome: Availability/accessibility
Matrix Code: Rehabilitation Administration (14H) **National Objective:** LMH

Initial Funding Date: 07/22/2014

Description:

Gwinnett County will use \$123,000.00 for Housing Rehabilitation Program Administration (\$93,000) and Service Delivery Costs (\$30,000) to facilitate the single-unit Homeowner Housing Rehabilitation Program to rehabilitate homes to be occupied by eligible low- and moderate-income homeowners as their principal residence. The rehabilitation will occur using loans. The Housing Rehabilitation Program operates on a countywide basis.

Financing

	Fund Type	Grant Year	Grant	Funded Amount	Drawn In Program Year	Drawn Thru Program Year
CDBG	EN	Pre-2015		\$99,399.00	\$0.00	\$0.00
		2014	B14UC130004		\$82,829.92	\$82,829.92
Total	Total			\$99,399.00	\$82,829.92	\$82,829.92

Proposed Accomplishments

Actual Accomplishments

Number assisted:

	Owner		Renter		Total		Person	
	Total	Hispanic	Total	Hispanic	Total	Hispanic	Total	Hispanic
White:	0	0	0	0	0	0		0
Black/African American:	0	0	0	0	0	0	0	0
Asian:	0	0	0	0	0	0	0	0
American Indian/Alaskan Native:	0	0	0	0	0	0	0	0
Native Hawaiian/Other Pacific Islander:	0	0	0	0	0	0	0	0
American Indian/Alaskan Native & White:	0	0	0	0	0	0	0	0
Asian White:	0	0	0	0	0	0	0	0
Black/African American & White:	0	0	0	0	0	0	0	0
American Indian/Alaskan Native & Black/African American:	0	0	0	0	0	0	0	0
Other multi-racial:	0	0	0	0	0	0	0	0
Asian/Pacific Islander:	0	0	0	0	0	0	0	0
Hispanic:	0	0	0	0	0	0	0	0
Total:	0	0	0	0	0	0	0	0



U.S. Department of Housing and Urban Development
 Office of Community Planning and Development
 Integrated Disbursement and Information System
 CDBG Activity Summary Report (GPR) for Program Year 2016
 GWINNETT COUNTY

Date: 28-Feb-2017
 Time: 18:01
 Page: 51

PGM Year: 2014
Project: 0006 - Homeowner Housing Rehabilitation Program
IDIS Activity: 2090 - Homeowner Housing Rehabilitation Program

Status: Completed 1/4/2017 12:00:00 AM
Location: 1135 Old Athens Rd Lawrenceville, GA 30045-5137

Objective: Create suitable living environments
Outcome: Availability/accessibility
Matrix Code: Rehab; Single-Unit Residential (14A) **National Objective:** LMH

Initial Funding Date: 07/22/2014

Description:

Gwinnett County will use \$150,000.00 for the single-unit Homeowner Housing Rehabilitation Program to rehabilitate homes occupied by eligible low- and moderate-income homeowners as their principal residence.

The rehabilitation will occur using loans.

The Housing Rehabilitation Program operates on a countywide basis.

Financing

	Fund Type	Grant Year	Grant	Funded Amount	Drawn In Program Year	Drawn Thru Program Year
CDBG	EN	Pre-2015		\$384,964.80	\$0.00	\$0.00
		2014	B14UC130004		\$383,902.95	\$384,964.80
Total	Total			\$384,964.80	\$383,902.95	\$384,964.80

Proposed Accomplishments

Housing Units : 7

Actual Accomplishments

Number assisted:

	Owner		Renter		Total		Person	
	Total	Hispanic	Total	Hispanic	Total	Hispanic	Total	Hispanic
White:	9	1	0	0	9	1	0	0
Black/African American:	13	0	0	0	13	0	0	0
Asian:	1	0	0	0	1	0	0	0
American Indian/Alaskan Native:	0	0	0	0	0	0	0	0
Native Hawaiian/Other Pacific Islander:	0	0	0	0	0	0	0	0
American Indian/Alaskan Native & White:	0	0	0	0	0	0	0	0
Asian White:	0	0	0	0	0	0	0	0
Black/African American & White:	0	0	0	0	0	0	0	0
American Indian/Alaskan Native & Black/African American:	0	0	0	0	0	0	0	0
Other multi-racial:	0	0	0	0	0	0	0	0
Asian/Pacific Islander:	0	0	0	0	0	0	0	0
Hispanic:	0	0	0	0	0	0	0	0



U.S. Department of Housing and Urban Development
 Office of Community Planning and Development
 Integrated Disbursement and Information System
 CDBG Activity Summary Report (GPR) for Program Year 2016
 GWINNETT COUNTY

Date: 28-Feb-2017
 Time: 18:01
 Page: 52

Total: **23** **1** **0** **0** **23** **1** **0** **0**

Female-headed Households: 0 0 0

Income Category:

	Owner	Renter	Total	Person
Extremely Low	4	0	4	0
Low Mod	19	0	19	0
Moderate	0	0	0	0
Non Low Moderate	0	0	0	0
Total	23	0	23	0
Percent Low/Mod	100.0%		100.0%	

Annual Accomplishments

Years	Accomplishment Narrative	# Benefitting
2016	Gwinnett County expended a total of \$384,964.80 for the single-unit Homeowner Housing Rehabilitation Program to rehabilitate homes occupied by eligible low- and moderate-income homeowners as their principal residence.	



U.S. Department of Housing and Urban Development
 Office of Community Planning and Development
 Integrated Disbursement and Information System
 CDBG Activity Summary Report (GPR) for Program Year 2016
 GWINNETT COUNTY

Date: 28-Feb-2017
 Time: 18:01
 Page: 53

PGM Year: 2015
Project: 0001 - Grant Administration
IDIS Activity: 2093 - Grant Administration

Status: Open
Location: ,

Objective:
Outcome:
Matrix Code: General Program Administration (21A) **National Objective:**

Initial Funding Date: 08/20/2015

Description:

Grant programs cannot be carried out without program administration which funds project oversight, reporting, and monitoring as required by HUD.

Financing

	Fund Type	Grant Year	Grant	Funded Amount	Drawn In Program Year	Drawn Thru Program Year
CDBG	EN	2015	B15UC130004	\$212,752.48	\$22,256.67	\$22,256.67
Total	Total			\$212,752.48	\$22,256.67	\$22,256.67

Proposed Accomplishments

Actual Accomplishments

Number assisted:

	Owner		Renter		Total		Person	
	Total	Hispanic	Total	Hispanic	Total	Hispanic	Total	Hispanic
White:					0	0		
Black/African American:					0	0		
Asian:					0	0		
American Indian/Alaskan Native:					0	0		
Native Hawaiian/Other Pacific Islander:					0	0		
American Indian/Alaskan Native & White:					0	0		
Asian White:					0	0		
Black/African American & White:					0	0		
American Indian/Alaskan Native & Black/African American:					0	0		
Other multi-racial:					0	0		
Asian/Pacific Islander:					0	0		
Hispanic:					0	0		
Total:	0	0	0	0	0	0	0	0
Female-headed Households:					0			

Income Category:

Owner Renter Total Person



U.S. Department of Housing and Urban Development
Office of Community Planning and Development
Integrated Disbursement and Information System
CDBG Activity Summary Report (GPR) for Program Year 2016
GWINNETT COUNTY

Date: 28-Feb-2017

Time: 18:01

Page: 54

Extremely Low			0	
Low Mod			0	
Moderate			0	
Non Low Moderate			0	
Total	0	0	0	0
Percent Low/Mod				

Annual Accomplishments

No data returned for this view. This might be because the applied filter excludes all data.



U.S. Department of Housing and Urban Development
 Office of Community Planning and Development
 Integrated Disbursement and Information System
 CDBG Activity Summary Report (GPR) for Program Year 2016
 GWINNETT COUNTY

Date: 28-Feb-2017
 Time: 18:01
 Page: 55

PGM Year: 2015
Project: 0002 - Housing Rehabilitation Administration
IDIS Activity: 2094 - Housing Rehabilitation Administration

Status: Open
Location: 446 W Crogan St Ste 275 Suite 275 Lawrenceville, GA 30046-2439

Objective: Create suitable living environments
Outcome: Availability/accessibility
Matrix Code: Rehabilitation Administration (14H) **National Objective:** LMH

Initial Funding Date: 08/21/2015

Description:
 Professional services directly related to carrying out housing rehabilitation activities.

Financing
 No data returned for this view. This might be because the applied filter excludes all data.

Proposed Accomplishments

Actual Accomplishments

Number assisted:

	Owner		Renter		Total		Person	
	Total	Hispanic	Total	Hispanic	Total	Hispanic	Total	Hispanic
White:	0	0	0	0	0	0		0
Black/African American:	0	0	0	0	0	0	0	0
Asian:	0	0	0	0	0	0	0	0
American Indian/Alaskan Native:	0	0	0	0	0	0	0	0
Native Hawaiian/Other Pacific Islander:	0	0	0	0	0	0	0	0
American Indian/Alaskan Native & White:	0	0	0	0	0	0	0	0
Asian White:	0	0	0	0	0	0	0	0
Black/African American & White:	0	0	0	0	0	0	0	0
American Indian/Alaskan Native & Black/African American:	0	0	0	0	0	0	0	0
Other multi-racial:	0	0	0	0	0	0	0	0
Asian/Pacific Islander:	0	0	0	0	0	0	0	0
Hispanic:	0	0	0	0	0	0	0	0
Total:	0	0	0	0	0	0	0	0



U.S. Department of Housing and Urban Development
 Office of Community Planning and Development
 Integrated Disbursement and Information System
 CDBG Activity Summary Report (GPR) for Program Year 2016
 GWINNETT COUNTY

Date: 28-Feb-2017
 Time: 18:01
 Page: 56

Female-headed Households: 0 0 0

Income Category:

	Owner	Renter	Total	Person
Extremely Low	0	0	0	0
Low Mod	0	0	0	0
Moderate	0	0	0	0
Non Low Moderate	0	0	0	0
Total	0	0	0	0
Percent Low/Mod				

Annual Accomplishments

No data returned for this view. This might be because the applied filter excludes all data.



U.S. Department of Housing and Urban Development
 Office of Community Planning and Development
 Integrated Disbursement and Information System
 CDBG Activity Summary Report (GPR) for Program Year 2016
 GWINNETT COUNTY

Date: 28-Feb-2017
 Time: 18:01
 Page: 57

PGM Year: 2015
Project: 0003 - Housing Admin Services - DPA Program
IDIS Activity: 2095 - Housing Admin Services - Homestretch

Status: Open
Location: ,
Objective:
Outcome:
Matrix Code: HOME Admin/Planning Costs of PJ (21H) **National Objective:**

Initial Funding Date: 08/20/2015

Description:
 CDBG funding of administrative costs for HOME Program activities.

Financing
 No data returned for this view. This might be because the applied filter excludes all data.

Proposed Accomplishments

Actual Accomplishments

<i>Number assisted:</i>	Owner		Renter		Total		Person	
	Total	Hispanic	Total	Hispanic	Total	Hispanic	Total	Hispanic
White:					0	0		
Black/African American:					0	0		
Asian:					0	0		
American Indian/Alaskan Native:					0	0		
Native Hawaiian/Other Pacific Islander:					0	0		
American Indian/Alaskan Native & White:					0	0		
Asian White:					0	0		
Black/African American & White:					0	0		
American Indian/Alaskan Native & Black/African American:					0	0		
Other multi-racial:					0	0		
Asian/Pacific Islander:					0	0		
Hispanic:					0	0		
Total:	0	0	0	0	0	0	0	0



U.S. Department of Housing and Urban Development
Office of Community Planning and Development
Integrated Disbursement and Information System
CDBG Activity Summary Report (GPR) for Program Year 2016
GWINNETT COUNTY

Date: 28-Feb-2017
Time: 18:01
Page: 58

Female-headed Households:

0

Income Category:

	Owner	Renter	Total	Person
Extremely Low			0	
Low Mod			0	
Moderate			0	
Non Low Moderate			0	
Total	0	0	0	0
Percent Low/Mod				

Annual Accomplishments

No data returned for this view. This might be because the applied filter excludes all data.



U.S. Department of Housing and Urban Development
 Office of Community Planning and Development
 Integrated Disbursement and Information System
 CDBG Activity Summary Report (GPR) for Program Year 2016
 GWINNETT COUNTY

Date: 28-Feb-2017
 Time: 18:01
 Page: 59

PGM Year: 2015
Project: 0004 - Housing Services Delivery Costs
IDIS Activity: 2096 - Housing Services Delivery Costs

Status: Open **Objective:** Create suitable living environments
Location: 446 W Crogan St Ste 275 Suite 275 Lawrenceville, GA 30046-2439 **Outcome:** Availability/accessibility
Matrix Code: Housing Services (14J) **National Objective:** LMH

Initial Funding Date: 08/21/2015

Description:
 Housing services and service delivery costs associated with the housing programs operated out of Gwinnett County's Community Development Program Office.

Financing

	Fund Type	Grant Year	Grant	Funded Amount	Drawn In Program Year	Drawn Thru Program Year
CDBG	EN	2015	B15UC130004	\$70,357.00	\$46,182.58	\$54,332.58
Total	Total			\$70,357.00	\$46,182.58	\$54,332.58

Proposed Accomplishments

Actual Accomplishments

Number assisted:

	Owner		Renter		Total		Person	
	Total	Hispanic	Total	Hispanic	Total	Hispanic	Total	Hispanic
White:	0	0	0	0	0	0		0
Black/African American:	0	0	0	0	0	0	0	0
Asian:	0	0	0	0	0	0	0	0
American Indian/Alaskan Native:	0	0	0	0	0	0	0	0
Native Hawaiian/Other Pacific Islander:	0	0	0	0	0	0	0	0
American Indian/Alaskan Native & White:	0	0	0	0	0	0	0	0
Asian White:	0	0	0	0	0	0	0	0
Black/African American & White:	0	0	0	0	0	0	0	0
American Indian/Alaskan Native & Black/African American:	0	0	0	0	0	0	0	0
Other multi-racial:	0	0	0	0	0	0	0	0
Asian/Pacific Islander:	0	0	0	0	0	0	0	0
Hispanic:	0	0	0	0	0	0	0	0
Total:	0	0	0	0	0	0	0	0
Female-headed Households:	0		0		0			

Income Category:

Owner Renter Total Person



U.S. Department of Housing and Urban Development
Office of Community Planning and Development
Integrated Disbursement and Information System
CDBG Activity Summary Report (GPR) for Program Year 2016
GWINNETT COUNTY

Date: 28-Feb-2017
Time: 18:01
Page: 60

Extremely Low	0	0	0	0
Low Mod	0	0	0	0
Moderate	0	0	0	0
Non Low Moderate	0	0	0	0
Total	0	0	0	0
Percent Low/Mod				

Annual Accomplishments

No data returned for this view. This might be because the applied filter excludes all data.



U.S. Department of Housing and Urban Development
 Office of Community Planning and Development
 Integrated Disbursement and Information System
 CDBG Activity Summary Report (GPR) for Program Year 2016
 GWINNETT COUNTY

Date: 28-Feb-2017
 Time: 18:01
 Page: 62

Income Category:

	Owner	Renter	Total	Person
Extremely Low	0	0	0	0
Low Mod	0	63	63	0
Moderate	0	0	0	0
Non Low Moderate	0	0	0	0
Total	0	63	63	0
Percent Low/Mod		100.0%	100.0%	

Annual Accomplishments

Years	Accomplishment Narrative	# Benefiting
2015	In December 2015, the Lawrenceville Housing Authority completed a rehabilitation project that included HVAC Replacements at New Memorial Apartment and Roof Replacements at Sally Craig Apartments.	



U.S. Department of Housing and Urban Development
 Office of Community Planning and Development
 Integrated Disbursement and Information System
 CDBG Activity Summary Report (GPR) for Program Year 2016
 GWINNETT COUNTY

Date: 28-Feb-2017
 Time: 18:01
 Page: 63

PGM Year: 2015
Project: 0006 - Infrastructure Improvements: Water/Sewer Improvements
IDIS Activity: 2098 - City of Buford - Waterline Improvements - South Lee St

Status: Completed 1/3/2017 12:00:00 AM **Objective:** Create suitable living environments
Location: 2300 Buford Hwy Buford, GA 30518-6044 **Outcome:** Availability/accessibility
Matrix Code: Water/Sewer Improvements (03J) **National Objective:** LMA

Initial Funding Date: 08/21/2015

Description:

The City of Buford will utilize CDBG funds for waterline improvements on South Lee Street from Cole Street to Morningside Drive.

Financing

	Fund Type	Grant Year	Grant	Funded Amount	Drawn In Program Year	Drawn Thru Program Year
CDBG	EN	2015	B15UC130004	\$155,000.00	\$0.00	\$155,000.00
Total	Total			\$155,000.00	\$0.00	\$155,000.00

Proposed Accomplishments

People (General) : 8
 Total Population in Service Area: 4,035
 Census Tract Percent Low / Mod: 69.02

Annual Accomplishments

Years	Accomplishment Narrative	# Benefiting
2016	The City of Buford expended a total of \$430,000.00 in CDBG funds for waterline improvements on South Lee Street from Cole Street to Morningside Drive.	



U.S. Department of Housing and Urban Development
Office of Community Planning and Development
Integrated Disbursement and Information System
CDBG Activity Summary Report (GPR) for Program Year 2016
GWINNETT COUNTY

Date: 28-Feb-2017

Time: 18:01

Page: 67

Income Category:

	Owner	Renter	Total	Person
Extremely Low	0	0	0	0
Low Mod	0	0	0	0
Moderate	0	0	0	0
Non Low Moderate	0	0	0	0
Total	0	0	0	0
Percent Low/Mod				

Annual Accomplishments

No data returned for this view. This might be because the applied filter excludes all data.



U.S. Department of Housing and Urban Development
Office of Community Planning and Development
Integrated Disbursement and Information System
CDBG Activity Summary Report (GPR) for Program Year 2016
GWINNETT COUNTY

Date: 28-Feb-2017

Time: 18:01

Page: 69

Income Category:

	Owner	Renter	Total	Person
Extremely Low	0	0	0	0
Low Mod	0	0	0	0
Moderate	0	0	0	0
Non Low Moderate	0	0	0	0
Total	0	0	0	0
Percent Low/Mod				

Annual Accomplishments

No data returned for this view. This might be because the applied filter excludes all data.



U.S. Department of Housing and Urban Development
Office of Community Planning and Development
Integrated Disbursement and Information System
CDBG Activity Summary Report (GPR) for Program Year 2016
GWINNETT COUNTY

Date: 28-Feb-2017
Time: 18:01
Page: 71

Income Category:

	Owner	Renter	Total	Person
Extremely Low	0	0	0	0
Low Mod	0	0	0	0
Moderate	0	0	0	0
Non Low Moderate	0	0	0	0
Total	0	0	0	0
Percent Low/Mod				

Annual Accomplishments

No data returned for this view. This might be because the applied filter excludes all data.



U.S. Department of Housing and Urban Development
Office of Community Planning and Development
Integrated Disbursement and Information System
CDBG Activity Summary Report (GPR) for Program Year 2016
GWINNETT COUNTY

Date: 28-Feb-2017
Time: 18:01
Page: 73

Income Category:

	Owner	Renter	Total	Person
Extremely Low	0	0	0	0
Low Mod	0	0	0	0
Moderate	0	0	0	0
Non Low Moderate	0	0	0	0
Total	0	0	0	0
Percent Low/Mod				

Annual Accomplishments

No data returned for this view. This might be because the applied filter excludes all data.



U.S. Department of Housing and Urban Development
Office of Community Planning and Development
Integrated Disbursement and Information System
CDBG Activity Summary Report (GPR) for Program Year 2016
GWINNETT COUNTY

Date: 28-Feb-2017
Time: 18:01
Page: 75

Income Category:

	Owner	Renter	Total	Person
Extremely Low	0	0	0	0
Low Mod	0	0	0	0
Moderate	0	0	0	0
Non Low Moderate	0	0	0	0
Total	0	0	0	0
Percent Low/Mod				

Annual Accomplishments

No data returned for this view. This might be because the applied filter excludes all data.



U.S. Department of Housing and Urban Development
 Office of Community Planning and Development
 Integrated Disbursement and Information System
 CDBG Activity Summary Report (GPR) for Program Year 2016
 GWINNETT COUNTY

Date: 28-Feb-2017
 Time: 18:01
 Page: 78

Income Category:

	Owner	Renter	Total	Person
Extremely Low	0	0	0	44
Low Mod	0	0	0	0
Moderate	0	0	0	0
Non Low Moderate	0	0	0	0
Total	0	0	0	44
Percent Low/Mod				100.0%

Annual Accomplishments

Years	Accomplishment Narrative	# Benefiting
2015	The Lawrenceville Housing Corporation expended \$66,465.00 in 2015 to operate their Pathway Home program.	



U.S. Department of Housing and Urban Development
 Office of Community Planning and Development
 Integrated Disbursement and Information System
 CDBG Activity Summary Report (GPR) for Program Year 2016
 GWINNETT COUNTY

Date: 28-Feb-2017
 Time: 18:01
 Page: 79

PGM Year: 2015
Project: 0014 - Public Services: Services for Battered and Abused Spouses
IDIS Activity: 2116 - PADV - Operating Costs - Gwinnett Shelter

Status: Completed 11/30/2016 12:00:00 AM **Objective:** Create suitable living environments
Location: Address Suppressed **Outcome:** Sustainability
Matrix Code: Battered and Abused Spouses (05G) **National Objective:** LMC

Initial Funding Date: 08/20/2015

Description:
 Funding will support an expansion of the provision of crisis services at the State's largest domestic violence shelter; benefiting up to 300 abused spouses (presumed benefit group).

Financing

	Fund Type	Grant Year	Grant	Funded Amount	Drawn In Program Year	Drawn Thru Program Year
CDBG	EN	2015	B15UC130004	\$67,500.00	\$28,035.38	\$67,500.00
Total	Total			\$67,500.00	\$28,035.38	\$67,500.00

Proposed Accomplishments

People (General) : 300

Actual Accomplishments

Number assisted:

	Owner		Renter		Total		Person	
	Total	Hispanic	Total	Hispanic	Total	Hispanic	Total	Hispanic
White:	0	0	0	0	0	0	33	15
Black/African American:	0	0	0	0	0	0	186	3
Asian:	0	0	0	0	0	0	3	0
American Indian/Alaskan Native:	0	0	0	0	0	0	0	0
Native Hawaiian/Other Pacific Islander:	0	0	0	0	0	0	0	0
American Indian/Alaskan Native & White:	0	0	0	0	0	0	0	0
Asian White:	0	0	0	0	0	0	0	0
Black/African American & White:	0	0	0	0	0	0	0	0
American Indian/Alaskan Native & Black/African American:	0	0	0	0	0	0	0	0
Other multi-racial:	0	0	0	0	0	0	29	7
Asian/Pacific Islander:	0	0	0	0	0	0	0	0
Hispanic:	0	0	0	0	0	0	0	0
Total:	0	0	0	0	0	0	251	25
Female-headed Households:	0		0		0			



U.S. Department of Housing and Urban Development
 Office of Community Planning and Development
 Integrated Disbursement and Information System
 CDBG Activity Summary Report (GPR) for Program Year 2016
 GWINNETT COUNTY

Date: 28-Feb-2017
 Time: 18:01
 Page: 80

Income Category:

	Owner	Renter	Total	Person
Extremely Low	0	0	0	0
Low Mod	0	0	0	251
Moderate	0	0	0	0
Non Low Moderate	0	0	0	0
Total	0	0	0	251
Percent Low/Mod				100.0%

Annual Accomplishments

Years	Accomplishment Narrative	# Benefitting
2015	PADV was awarded \$67,500.00 for Domestic Violence Shelter operations.	



U.S. Department of Housing and Urban Development
 Office of Community Planning and Development
 Integrated Disbursement and Information System
 CDBG Activity Summary Report (GPR) for Program Year 2016
 GWINNETT COUNTY

Date: 28-Feb-2017
 Time: 18:01
 Page: 82

Income Category:

	Owner	Renter	Total	Person
Extremely Low	0	0	0	21,815
Low Mod	0	0	0	3,254
Moderate	0	0	0	1,950
Non Low Moderate	0	0	0	5,564
Total	0	0	0	32,583
Percent Low/Mod				82.9%

Annual Accomplishments

Years	Accomplishment Narrative	# Benefitting
2015 2016	In December 2015, the Gwinnett County Board of Health completed the purchase of an electronic healthcare management system.	



U.S. Department of Housing and Urban Development
 Office of Community Planning and Development
 Integrated Disbursement and Information System
 CDBG Activity Summary Report (GPR) for Program Year 2016
 GWINNETT COUNTY

Date: 28-Feb-2017
 Time: 18:01
 Page: 84

Income Category:

	Owner	Renter	Total	Person
Extremely Low	139	0	139	0
Low Mod	52	0	52	0
Moderate	42	0	42	0
Non Low Moderate	18	0	18	0
Total	251	0	251	0
Percent Low/Mod	92.8%		92.8%	

Annual Accomplishments

Years	Accomplishment Narrative	# Benefitting
2015	Catholic Charities utilized \$22,184.00 in CDBG funding to provide bi-lingual housing counseling services for the Spanish speaking population in Gwinnett County.	
2016	Catholic Charities utilized \$22,184.00 in CDBG funding to provide housing counseling services for a primarily Spanish speaking population in Gwinnett County.	



U.S. Department of Housing and Urban Development
 Office of Community Planning and Development
 Integrated Disbursement and Information System
 CDBG Activity Summary Report (GPR) for Program Year 2016
 GWINNETT COUNTY

Date: 28-Feb-2017
 Time: 18:01
 Page: 85

PGM Year: 2015
Project: 0016 - Public Services: Housing Counseling
IDIS Activity: 2120 - CPACS - Housing Counseling

Status: Completed 12/31/2015 12:00:00 AM **Objective:** Provide decent affordable housing
Location: 2100 Pleasant Hill Rd Ste 360 Duluth, GA 30096-4749 **Outcome:** Affordability
Matrix Code: Housing Counseling (05U) **National Objective:** LMC

Initial Funding Date: 08/20/2015

Description:
 Funding will allow the agency to provide housing counseling to persons with housing problems or persons attending homebuyer and homeowner education classes.

Financing

	Fund Type	Grant Year	Grant	Funded Amount	Drawn In Program Year	Drawn Thru Program Year
CDBG	EN	2015	B15UC130004	\$45,000.00	\$3,100.00	\$45,000.00
Total	Total			\$45,000.00	\$3,100.00	\$45,000.00

Proposed Accomplishments

Households (General) : 96

Actual Accomplishments

Number assisted:

	Owner		Renter		Total		Person	
	Total	Hispanic	Total	Hispanic	Total	Hispanic	Total	Hispanic
White:	7	6	0	0	7	6	0	0
Black/African American:	30	0	0	0	30	0	0	0
Asian:	102	0	0	0	102	0	0	0
American Indian/Alaskan Native:	0	0	0	0	0	0	0	0
Native Hawaiian/Other Pacific Islander:	0	0	0	0	0	0	0	0
American Indian/Alaskan Native & White:	0	0	0	0	0	0	0	0
Asian White:	0	0	0	0	0	0	0	0
Black/African American & White:	0	0	0	0	0	0	0	0
American Indian/Alaskan Native & Black/African American:	0	0	0	0	0	0	0	0
Other multi-racial:	0	0	0	0	0	0	0	0
Asian/Pacific Islander:	0	0	0	0	0	0	0	0
Hispanic:	0	0	0	0	0	0	0	0
Total:	139	6	0	0	139	6	0	0
Female-headed Households:	73		0		73			



U.S. Department of Housing and Urban Development
 Office of Community Planning and Development
 Integrated Disbursement and Information System
 CDBG Activity Summary Report (GPR) for Program Year 2016
 GWINNETT COUNTY

Date: 28-Feb-2017

Time: 18:01

Page: 86

Income Category:

	Owner	Renter	Total	Person
Extremely Low	34	0	34	0
Low Mod	36	0	36	0
Moderate	49	0	49	0
Non Low Moderate	20	0	20	0
Total	139	0	139	0
Percent Low/Mod	85.6%		85.6%	

Annual Accomplishments

Years	Accomplishment Narrative	# Benefitting
2015		



U.S. Department of Housing and Urban Development
 Office of Community Planning and Development
 Integrated Disbursement and Information System
 CDBG Activity Summary Report (GPR) for Program Year 2016
 GWINNETT COUNTY

Date: 28-Feb-2017
 Time: 18:01
 Page: 87

PGM Year: 2013
Project: 0023 - CDBG Homeowner Housing Rehabilitation Program Admin
IDIS Activity: 2150 - Homeowner Housing Rehabilitation Program Admin

Status: Completed 12/31/2015 12:00:00 AM **Objective:** Provide decent affordable housing
Location: 446 W Crogan St Ste 275 Suite 275 Lawrenceville, GA 30046-2439 **Outcome:** Affordability
Matrix Code: Rehabilitation Administration (14H) **National Objective:** LMH

Initial Funding Date: 02/13/2015

Description:
 Program Administration for Gwinnett County's Homeowner Housing Rehabilitation Program.

Financing

	Fund Type	Grant Year	Grant	Funded Amount	Drawn In Program Year	Drawn Thru Program Year
CDBG	EN	Pre-2015		\$99,399.00	\$0.00	\$0.00
		2014	B14UC130004		\$24,852.00	\$99,399.00
Total	Total			\$99,399.00	\$24,852.00	\$99,399.00

Proposed Accomplishments

Actual Accomplishments

Number assisted:

	Owner		Renter		Total		Person	
	Total	Hispanic	Total	Hispanic	Total	Hispanic	Total	Hispanic
White:	0	0	0	0	0	0	0	0
Black/African American:	0	0	0	0	0	0	0	0
Asian:	0	0	0	0	0	0	0	0
American Indian/Alaskan Native:	0	0	0	0	0	0	0	0
Native Hawaiian/Other Pacific Islander:	0	0	0	0	0	0	0	0
American Indian/Alaskan Native & White:	0	0	0	0	0	0	0	0
Asian White:	0	0	0	0	0	0	0	0
Black/African American & White:	0	0	0	0	0	0	0	0
American Indian/Alaskan Native & Black/African American:	0	0	0	0	0	0	0	0
Other multi-racial:	0	0	0	0	0	0	0	0
Asian/Pacific Islander:	0	0	0	0	0	0	0	0
Hispanic:	0	0	0	0	0	0	0	0
Total:	0	0	0	0	0	0	0	0
Female-headed Households:	0		0		0			



U.S. Department of Housing and Urban Development
 Office of Community Planning and Development
 Integrated Disbursement and Information System
 CDBG Activity Summary Report (GPR) for Program Year 2016
 GWINNETT COUNTY

Date: 28-Feb-2017
 Time: 18:01
 Page: 88

Income Category:

	Owner	Renter	Total	Person
Extremely Low	0	0	0	0
Low Mod	0	0	0	0
Moderate	0	0	0	0
Non Low Moderate	0	0	0	0
Total	0	0	0	0
Percent Low/Mod				

Annual Accomplishments

Years	Accomplishment Narrative	# Benefitting
2015	Program Administration for Gwinnett County's Homeowner Housing Rehabilitation Program.	



U.S. Department of Housing and Urban Development
 Office of Community Planning and Development
 Integrated Disbursement and Information System
 CDBG Activity Summary Report (GPR) for Program Year 2016
 GWINNETT COUNTY

Date: 28-Feb-2017
 Time: 18:01
 Page: 89

PGM Year: 2012
Project: 0031 - Center for Pan Asian Community Services [CPACS] Fair Housing Activities
IDIS Activity: 2153 - Fair Housing Activities

Status: Completed 1/4/2017 12:00:00 AM
Location: 2100 Pleasant Hill Rd Ste 360 Duluth, GA 30096-4749
Objective: Create suitable living environments
Outcome: Availability/accessibility
Matrix Code: Fair Housing Activities (if CDBG, then subject to 15% cap) (05J) **National Objective:** LMC

Initial Funding Date: 05/06/2015

Description:
 Fair Housing Activities

Financing

	Fund Type	Grant Year	Grant	Funded Amount	Drawn In Program Year	Drawn Thru Program Year
CDBG	EN	Pre-2015		\$40,000.00	\$0.00	\$0.00
		2014	B14UC130004		\$4,000.00	\$40,000.00
Total	Total			\$40,000.00	\$4,000.00	\$40,000.00

Proposed Accomplishments

People (General) : 162

Actual Accomplishments

Number assisted:

	Owner		Renter		Total		Person	
	Total	Hispanic	Total	Hispanic	Total	Hispanic	Total	Hispanic
White:	0	0	0	0	0	0	2	0
Black/African American:	0	0	0	0	0	0	4	0
Asian:	0	0	0	0	0	0	29	3
American Indian/Alaskan Native:	0	0	0	0	0	0	0	0
Native Hawaiian/Other Pacific Islander:	0	0	0	0	0	0	0	0
American Indian/Alaskan Native & White:	0	0	0	0	0	0	0	0
Asian White:	0	0	0	0	0	0	0	0
Black/African American & White:	0	0	0	0	0	0	0	0
American Indian/Alaskan Native & Black/African American:	0	0	0	0	0	0	0	0
Other multi-racial:	0	0	0	0	0	0	0	0
Asian/Pacific Islander:	0	0	0	0	0	0	0	0
Hispanic:	0	0	0	0	0	0	0	0
Total:	0	0	0	0	0	0	35	3
Female-headed Households:	0		0		0			



U.S. Department of Housing and Urban Development
 Office of Community Planning and Development
 Integrated Disbursement and Information System
 CDBG Activity Summary Report (GPR) for Program Year 2016
 GWINNETT COUNTY

Date: 28-Feb-2017
 Time: 18:01
 Page: 90

Income Category:

	Owner	Renter	Total	Person
Extremely Low	0	0	0	4
Low Mod	0	0	0	9
Moderate	0	0	0	20
Non Low Moderate	0	0	0	2
Total	0	0	0	35
Percent Low/Mod				94.3%

Annual Accomplishments

Years	Accomplishment Narrative	# Benefitting
2015	As of September 15, 2015, the Center for Pan Asian Community Services has provided Fair Housing Activities to 35 individuals.	



U.S. Department of Housing and Urban Development
 Office of Community Planning and Development
 Integrated Disbursement and Information System
 CDBG Activity Summary Report (GPR) for Program Year 2016
 GWINNETT COUNTY

Date: 28-Feb-2017
 Time: 18:01
 Page: 91

PGM Year: 2014
Project: 0032 - Creative Enterprises - Accessibility Renovations
IDIS Activity: 2155 - Creative Enterprises - Accesibility Renovations

Status: Completed 11/30/2016 12:00:00 AM **Objective:** Create suitable living environments
Location: 701 Hi Hope Ln Lawrenceville, GA 30043-4581 **Outcome:** Availability/accessibility
Matrix Code: Handicapped Centers (03B) **National Objective:** LMC

Initial Funding Date: 05/06/2015

Description:
 CDBG awards \$88,046.00 for ADA renovations to Creative Enterprises, Inc.'s facility

Financing

	Fund Type	Grant Year	Grant	Funded Amount	Drawn In Program Year	Drawn Thru Program Year
CDBG	EN	Pre-2015		\$88,046.00	\$0.00	\$0.00
		2014	B14UC130004		\$0.00	\$88,046.00
Total	Total			\$88,046.00	\$0.00	\$88,046.00

Proposed Accomplishments

Public Facilities : 142

Actual Accomplishments

Number assisted:

	Owner		Renter		Total		Person	
	Total	Hispanic	Total	Hispanic	Total	Hispanic	Total	Hispanic
White:	0	0	0	0	0	0	21	0
Black/African American:	0	0	0	0	0	0	14	0
Asian:	0	0	0	0	0	0	1	0
American Indian/Alaskan Native:	0	0	0	0	0	0	0	0
Native Hawaiian/Other Pacific Islander:	0	0	0	0	0	0	0	0
American Indian/Alaskan Native & White:	0	0	0	0	0	0	0	0
Asian White:	0	0	0	0	0	0	0	0
Black/African American & White:	0	0	0	0	0	0	0	0
American Indian/Alaskan Native & Black/African American:	0	0	0	0	0	0	0	0
Other multi-racial:	0	0	0	0	0	0	1	0
Asian/Pacific Islander:	0	0	0	0	0	0	0	0
Hispanic:	0	0	0	0	0	0	0	0
Total:	0	0	0	0	0	0	37	0
Female-headed Households:	0		0		0			



U.S. Department of Housing and Urban Development
 Office of Community Planning and Development
 Integrated Disbursement and Information System
 CDBG Activity Summary Report (GPR) for Program Year 2016
 GWINNETT COUNTY

Date: 28-Feb-2017
 Time: 18:01
 Page: 92

Income Category:

	Owner	Renter	Total	Person
Extremely Low	0	0	0	0
Low Mod	0	0	0	37
Moderate	0	0	0	0
Non Low Moderate	0	0	0	0
Total	0	0	0	37
Percent Low/Mod				100.0%

Annual Accomplishments

Years	Accomplishment Narrative	# Benefitting
2014	Creative Enterprise was awarded \$88,046.00 for ADA renovations to its facility.	



U.S. Department of Housing and Urban Development
 Office of Community Planning and Development
 Integrated Disbursement and Information System
 CDBG Activity Summary Report (GPR) for Program Year 2016
 GWINNETT COUNTY

Date: 28-Feb-2017
 Time: 18:01
 Page: 93

PGM Year: 2014
Project: 0033 - Hi-Hope Service Center - Annex Building Renovations
IDIS Activity: 2156 - Hi-Hope Service Center - Annex Building Renovations

Status: Open **Objective:** Create suitable living environments
Location: 882 Hi Hope Rd Lawrenceville, GA 30043-4543 **Outcome:** Availability/accessibility
Matrix Code: Handicapped Centers (03B) **National Objective:** LMC

Initial Funding Date: 05/06/2015

Description:

CDBG awards \$406,000.00 in reprogrammed funds to Hi-Hope Service Center to facilitate Annex Building renovations.

Financing

	Fund Type	Grant Year	Grant	Funded Amount	Drawn In Program Year	Drawn Thru Program Year
CDBG	EN	Pre-2015		\$406,000.00	\$0.00	\$0.00
		2014	B14UC130004		\$295,198.85	\$296,293.54
Total	Total			\$406,000.00	\$295,198.85	\$296,293.54

Proposed Accomplishments

Public Facilities : 80

Actual Accomplishments

Number assisted:

	Owner		Renter		Total		Person	
	Total	Hispanic	Total	Hispanic	Total	Hispanic	Total	Hispanic
White:	0	0	0	0	0	0		0
Black/African American:	0	0	0	0	0	0	0	0
Asian:	0	0	0	0	0	0	0	0
American Indian/Alaskan Native:	0	0	0	0	0	0	0	0
Native Hawaiian/Other Pacific Islander:	0	0	0	0	0	0	0	0
American Indian/Alaskan Native & White:	0	0	0	0	0	0	0	0
Asian White:	0	0	0	0	0	0	0	0
Black/African American & White:	0	0	0	0	0	0	0	0
American Indian/Alaskan Native & Black/African American:	0	0	0	0	0	0	0	0
Other multi-racial:	0	0	0	0	0	0	0	0
Asian/Pacific Islander:	0	0	0	0	0	0	0	0
Hispanic:	0	0	0	0	0	0	0	0
Total:	0	0	0	0	0	0	0	0
Female-headed Households:	0		0		0			



U.S. Department of Housing and Urban Development
Office of Community Planning and Development
Integrated Disbursement and Information System
CDBG Activity Summary Report (GPR) for Program Year 2016
GWINNETT COUNTY

Date: 28-Feb-2017

Time: 18:01

Page: 94

Income Category:

	Owner	Renter	Total	Person
Extremely Low	0	0	0	0
Low Mod	0	0	0	0
Moderate	0	0	0	0
Non Low Moderate	0	0	0	0
Total	0	0	0	0
Percent Low/Mod				

Annual Accomplishments

No data returned for this view. This might be because the applied filter excludes all data.



U.S. Department of Housing and Urban Development
 Office of Community Planning and Development
 Integrated Disbursement and Information System
 CDBG Activity Summary Report (GPR) for Program Year 2016
 GWINNETT COUNTY

Date: 28-Feb-2017
 Time: 18:01
 Page: 95

PGM Year: 2014
Project: 0034 - Good Samaritan: Building Acquisition
IDIS Activity: 2157 - Good Samartian Building Acquisition

Status: Completed 1/3/2017 12:00:00 AM **Objective:** Create suitable living environments
Location: 3700 Club Dr Lawrenceville, GA 30044-2960 **Outcome:** Availability/accessibility
Matrix Code: Health Facilities (03P) **National Objective:** LMC

Initial Funding Date: 05/06/2015

Description:
 CDBG awards \$708,300.00 to the Good Samaritan Health Center of Gwinnett for building acquisition activities.

Financing

	Fund Type	Grant Year	Grant	Funded Amount	Drawn In Program Year	Drawn Thru Program Year
CDBG	EN	Pre-2015		\$708,300.00	\$0.00	\$0.00
		2014	B14UC130004		\$0.00	\$708,300.00
Total	Total			\$708,300.00	\$0.00	\$708,300.00

Proposed Accomplishments

Public Facilities : 12,362

Actual Accomplishments

Number assisted:

	Owner		Renter		Total		Person	
	Total	Hispanic	Total	Hispanic	Total	Hispanic	Total	Hispanic
White:	0	0	0	0	0	0	420	347
Black/African American:	0	0	0	0	0	0	0	0
Asian:	0	0	0	0	0	0	18	0
American Indian/Alaskan Native:	0	0	0	0	0	0	0	0
Native Hawaiian/Other Pacific Islander:	0	0	0	0	0	0	0	0
American Indian/Alaskan Native & White:	0	0	0	0	0	0	0	0
Asian White:	0	0	0	0	0	0	0	0
Black/African American & White:	0	0	0	0	0	0	118	0
American Indian/Alaskan Native & Black/African American:	0	0	0	0	0	0	0	0
Other multi-racial:	0	0	0	0	0	0	0	0
Asian/Pacific Islander:	0	0	0	0	0	0	0	0
Hispanic:	0	0	0	0	0	0	0	0
Total:	0	0	0	0	0	0	556	347
Female-headed Households:	0		0		0			



U.S. Department of Housing and Urban Development
 Office of Community Planning and Development
 Integrated Disbursement and Information System
 CDBG Activity Summary Report (GPR) for Program Year 2016
 GWINNETT COUNTY

Date: 28-Feb-2017
 Time: 18:01
 Page: 96

Income Category:

	Owner	Renter	Total	Person
Extremely Low	0	0	0	556
Low Mod	0	0	0	0
Moderate	0	0	0	0
Non Low Moderate	0	0	0	0
Total	0	0	0	556
Percent Low/Mod				100.0%

Annual Accomplishments

Years	Accomplishment Narrative	# Benefitting
2016	The Good Samaritan Health Center of Gwinnett expended \$708,300.00 for building acquisition activities.	



U.S. Department of Housing and Urban Development
 Office of Community Planning and Development
 Integrated Disbursement and Information System
 CDBG Activity Summary Report (GPR) for Program Year 2016
 GWINNETT COUNTY

Date: 28-Feb-2017
 Time: 18:01
 Page: 97

PGM Year: 2015
Project: 0023 - Homeowner Housing Rehabilitation Program
IDIS Activity: 2167 - Gwinnett County Homeowner Housing Rehabilitation Program

Status: Completed 1/24/2017 12:00:00 AM **Objective:** Create suitable living environments
Location: 965 Hillside Mill Dr Grayson, GA 30017-1905 **Outcome:** Availability/accessibility
Matrix Code: Rehab; Single-Unit Residential (14A) **National Objective:** LMH

Initial Funding Date: 08/21/2015

Description:

Financing

	Fund Type	Grant Year	Grant	Funded Amount	Drawn In Program Year	Drawn Thru Program Year
CDBG	EN	2015	B15UC130004	\$352,582.11	\$262,105.94	\$320,122.43
Total	Total			\$352,582.11	\$262,105.94	\$320,122.43

Proposed Accomplishments

Housing Units : 15

Actual Accomplishments

Number assisted:

	Owner		Renter		Total		Person	
	Total	Hispanic	Total	Hispanic	Total	Hispanic	Total	Hispanic
White:	7	2	0	0	7	2	0	0
Black/African American:	11	0	0	0	11	0	0	0
Asian:	1	0	0	0	1	0	0	0
American Indian/Alaskan Native:	0	0	0	0	0	0	0	0
Native Hawaiian/Other Pacific Islander:	0	0	0	0	0	0	0	0
American Indian/Alaskan Native & White:	0	0	0	0	0	0	0	0
Asian White:	0	0	0	0	0	0	0	0
Black/African American & White:	0	0	0	0	0	0	0	0
American Indian/Alaskan Native & Black/African American:	0	0	0	0	0	0	0	0
Other multi-racial:	0	0	0	0	0	0	0	0
Asian/Pacific Islander:	0	0	0	0	0	0	0	0
Hispanic:	0	0	0	0	0	0	0	0
Total:	19	2	0	0	19	2	0	0
Female-headed Households:	13		0		13			



U.S. Department of Housing and Urban Development
 Office of Community Planning and Development
 Integrated Disbursement and Information System
 CDBG Activity Summary Report (GPR) for Program Year 2016
 GWINNETT COUNTY

Date: 28-Feb-2017
 Time: 18:01
 Page: 98

Income Category:

	Owner	Renter	Total	Person
Extremely Low	3	0	3	0
Low Mod	5	0	5	0
Moderate	11	0	11	0
Non Low Moderate	0	0	0	0
Total	19	0	19	0
Percent Low/Mod	100.0%		100.0%	

Annual Accomplishments

Years	Accomplishment Narrative	# Benefiting
2016		



U.S. Department of Housing and Urban Development
Office of Community Planning and Development
Integrated Disbursement and Information System
CDBG Activity Summary Report (GPR) for Program Year 2016
GWINNETT COUNTY

Date: 28-Feb-2017
Time: 18:01
Page: 100

Income Category:

	Owner	Renter	Total	Person
Extremely Low	0	0	0	0
Low Mod	0	0	0	0
Moderate	0	0	0	0
Non Low Moderate	0	0	0	0
Total	0	0	0	0
Percent Low/Mod				

Annual Accomplishments

No data returned for this view. This might be because the applied filter excludes all data.



U.S. Department of Housing and Urban Development
 Office of Community Planning and Development
 Integrated Disbursement and Information System
 CDBG Activity Summary Report (GPR) for Program Year 2016
 GWINNETT COUNTY

Date: 28-Feb-2017
 Time: 18:01
 Page: 101

PGM Year: 2015
Project: 0007 - Infrastructure Improvements: Street Improvements
IDIS Activity: 2169 - City of Buford - Street Improvements - West Main St

Status: Completed 1/3/2017 12:00:00 AM
Location: 2300 Buford Hwy Buford, GA 30518-6044

Objective: Create suitable living environments
Outcome: Availability/accessibility
Matrix Code: Street Improvements (03K) **National Objective:** LMA

Initial Funding Date: 08/21/2015

Description:

The City of Buford was awarded \$60,000.00 to complete street improvements on West Main Street.

Financing

	Fund Type	Grant Year	Grant	Funded Amount	Drawn In Program Year	Drawn Thru Program Year
CDBG	EN	2015	B15UC130004	\$60,000.00	\$0.00	\$60,000.00
Total	Total			\$60,000.00	\$0.00	\$60,000.00

Proposed Accomplishments

People (General) : 1,850
 Total Population in Service Area: 2,120
 Census Tract Percent Low / Mod: 73.82

Annual Accomplishments

Years	Accomplishment Narrative	# Benefiting
2016	The City of Buford expended \$60,000.00 to complete street improvements on West Main Street.	



U.S. Department of Housing and Urban Development
 Office of Community Planning and Development
 Integrated Disbursement and Information System
 CDBG Activity Summary Report (GPR) for Program Year 2016
 GWINNETT COUNTY

Date: 28-Feb-2017
 Time: 18:01
 Page: 102

PGM Year: 2015
Project: 0024 - Infrastructure Improvements: Storm Drainage Improvements
IDIS Activity: 2170 - City of Buford - Storm Drainage Improvements - West Park Street

Status: Completed 1/3/2017 12:00:00 AM **Objective:** Create suitable living environments
Location: 2300 Buford Hwy Buford, GA 30518-6044 **Outcome:** Availability/accessibility
 Matrix Code: Flood Drainage Improvements (031) **National Objective:** LMA

Initial Funding Date: 08/21/2015

Description:
 The City of Buford was awarded \$30,000.00 to make storm drainage improvements along West Park Street.

Financing

	Fund Type	Grant Year	Grant	Funded Amount	Drawn In Program Year	Drawn Thru Program Year
CDBG	EN	2015	B15UC130004	\$30,000.00	\$0.00	\$30,000.00
Total	Total			\$30,000.00	\$0.00	\$30,000.00

Proposed Accomplishments

Public Facilities : 6
 Total Population in Service Area: 2,120
 Census Tract Percent Low / Mod: 73.82

Annual Accomplishments

Years	Accomplishment Narrative	# Benefiting
2016	The City of Buford expended \$30,000.00 to make storm drainage improvements along West Park Street.	



U.S. Department of Housing and Urban Development
 Office of Community Planning and Development
 Integrated Disbursement and Information System
 CDBG Activity Summary Report (GPR) for Program Year 2016
 GWINNETT COUNTY

Date: 28-Feb-2017
 Time: 18:01
 Page: 103

PGM Year: 2015
Project: 0025 - Building Acquisition: Expansion of Good Samaritan Health Center
IDIS Activity: 2171 - Good Samaritan - Building Acquisition/Expansion of Health Center

Status: Completed 12/29/2016 12:00:00 AM **Objective:** Create suitable living environments
Location: 3700 Club Dr Lawrenceville, GA 30044-2960 **Outcome:** Availability/accessibility
Matrix Code: Acquisition of Real Property (01) **National Objective:** LMC

Initial Funding Date: 08/21/2015

Description:
 Good Samaritan Health Center of Gwinnett was awarded \$957,303.00 to acquire and renovate a new facility.

Financing

	Fund Type	Grant Year	Grant	Funded Amount	Drawn In Program Year	Drawn Thru Program Year
CDBG	EN	2015	B15UC130004	\$957,303.00	\$605,175.62	\$957,303.00
Total	Total			\$957,303.00	\$605,175.62	\$957,303.00

Proposed Accomplishments

People (General) : 11,126

Actual Accomplishments

Number assisted:

	Owner		Renter		Total		Person	
	Total	Hispanic	Total	Hispanic	Total	Hispanic	Total	Hispanic
White:	0	0	0	0	0	0	420	347
Black/African American:	0	0	0	0	0	0	118	0
Asian:	0	0	0	0	0	0	18	0
American Indian/Alaskan Native:	0	0	0	0	0	0	0	0
Native Hawaiian/Other Pacific Islander:	0	0	0	0	0	0	0	0
American Indian/Alaskan Native & White:	0	0	0	0	0	0	0	0
Asian White:	0	0	0	0	0	0	0	0
Black/African American & White:	0	0	0	0	0	0	0	0
American Indian/Alaskan Native & Black/African American:	0	0	0	0	0	0	0	0
Other multi-racial:	0	0	0	0	0	0	0	0
Asian/Pacific Islander:	0	0	0	0	0	0	0	0
Hispanic:	0	0	0	0	0	0	0	0
Total:	0	0	0	0	0	0	556	347
Female-headed Households:	0		0		0			



U.S. Department of Housing and Urban Development
 Office of Community Planning and Development
 Integrated Disbursement and Information System
 CDBG Activity Summary Report (GPR) for Program Year 2016
 GWINNETT COUNTY

Date: 28-Feb-2017
 Time: 18:01
 Page: 104

Income Category:

	Owner	Renter	Total	Person
Extremely Low	0	0	0	556
Low Mod	0	0	0	0
Moderate	0	0	0	0
Non Low Moderate	0	0	0	0
Total	0	0	0	556
Percent Low/Mod				100.0%

Annual Accomplishments

Years	Accomplishment Narrative	# Benefiting
2016	Good Samaritan Health Center of Gwinnett expended \$957,303.00 to acquire and renovate a new facility.	



U.S. Department of Housing and Urban Development
 Office of Community Planning and Development
 Integrated Disbursement and Information System
 CDBG Activity Summary Report (GPR) for Program Year 2016
 GWINNETT COUNTY

Date: 28-Feb-2017
 Time: 18:01
 Page: 106

Female-headed Households: 2 0 2

Income Category:

	Owner	Renter	Total	Person
Extremely Low	0	0	0	0
Low Mod	0	0	0	0
Moderate	4	0	4	0
Non Low Moderate	0	0	0	0
Total	4	0	4	0
Percent Low/Mod	100.0%		100.0%	

Annual Accomplishments

Years	Accomplishment Narrative	# Benefiting
2015	Gwinnett County utilized \$_____ in program income for Housing Rehabilitation Loans.	



U.S. Department of Housing and Urban Development
 Office of Community Planning and Development
 Integrated Disbursement and Information System
 CDBG Activity Summary Report (GPR) for Program Year 2016
 GWINNETT COUNTY

Date: 28-Feb-2017
 Time: 18:01
 Page: 107

PGM Year: 2014
Project: 0003 - Grant Administration
IDIS Activity: 2195 - WFN Admin (4064) Program Management

Status: Open
Location: ,
Objective:
Outcome:
Matrix Code: General Program Administration (21A) **National Objective:**

Initial Funding Date: 09/08/2015

Description:
 Overall planning and administration of the CDBG program by the County Department of Financial Services and a Program Management Firm with which the County contracts for Program Administration.
 This activity will be utilized for the tracking of program management fees under the program management firm contract.

Financing

	Fund Type	Grant Year	Grant	Funded Amount	Drawn In Program Year	Drawn Thru Program Year
CDBG	EN	Pre-2015		\$250,338.97	\$0.00	\$0.00
		2014	B14UC130004		\$199,402.55	\$199,402.55
Total	Total			\$250,338.97	\$199,402.55	\$199,402.55

Proposed Accomplishments

Actual Accomplishments

Number assisted:

	Owner		Renter		Total		Person	
	Total	Hispanic	Total	Hispanic	Total	Hispanic	Total	Hispanic
White:					0	0		
Black/African American:					0	0		
Asian:					0	0		
American Indian/Alaskan Native:					0	0		
Native Hawaiian/Other Pacific Islander:					0	0		
American Indian/Alaskan Native & White:					0	0		
Asian White:					0	0		
Black/African American & White:					0	0		
American Indian/Alaskan Native & Black/African American:					0	0		
Other multi-racial:					0	0		
Asian/Pacific Islander:					0	0		
Hispanic:					0	0		
Total:	0	0	0	0	0	0	0	0



U.S. Department of Housing and Urban Development
Office of Community Planning and Development
Integrated Disbursement and Information System
CDBG Activity Summary Report (GPR) for Program Year 2016
GWINNETT COUNTY

Date: 28-Feb-2017
Time: 18:01
Page: 108

Female-headed Households:

0

Income Category:

	Owner	Renter	Total	Person
Extremely Low			0	
Low Mod			0	
Moderate			0	
Non Low Moderate			0	
Total	0	0	0	0
Percent Low/Mod				

Annual Accomplishments

No data returned for this view. This might be because the applied filter excludes all data.



U.S. Department of Housing and Urban Development
 Office of Community Planning and Development
 Integrated Disbursement and Information System
 CDBG Activity Summary Report (GPR) for Program Year 2016
 GWINNETT COUNTY

Date: 28-Feb-2017
 Time: 18:01
 Page: 109

PGM Year: 2012
Project: 0032 - Buford - ADA Sidewalk Improvements
IDIS Activity: 2210 - City of Buford - ADA Sidewalk Improvements

Status: Open
Location: 380 Church St Buford, GA 30518-3304

Objective: Create suitable living environments
Outcome: Availability/accessibility
Matrix Code: Sidewalks (03L) **National Objective:** LMA

Initial Funding Date: 01/22/2016

Description:
 Gwinnett County Community Development awards \$60,000.00 in FFY 2012 and FFY 2013 allocations to the City of Buford for the facilitation of ADA sidewalk improvements citywide in automatically eligible tracts.

Financing

	Fund Type	Grant Year	Grant	Funded Amount	Drawn In Program Year	Drawn Thru Program Year
CDBG	EN	Pre-2015		\$60,000.00	\$0.00	\$0.00
		2014	B14UC130004		\$60,000.00	\$60,000.00
Total	Total			\$60,000.00	\$60,000.00	\$60,000.00

Proposed Accomplishments
 Public Facilities : 3,347
 Total Population in Service Area: 11,760
 Census Tract Percent Low / Mod: 60.59

Annual Accomplishments
 No data returned for this view. This might be because the applied filter excludes all data.



U.S. Department of Housing and Urban Development
 Office of Community Planning and Development
 Integrated Disbursement and Information System
 CDBG Activity Summary Report (GPR) for Program Year 2016
 GWINNETT COUNTY

Date: 28-Feb-2017
 Time: 18:01
 Page: 110

PGM Year: 2013
Project: 0024 - Hi-Hope Service Center - Campus Renovations
IDIS Activity: 2211 - Hi-Hope Service Center - Campus Renovations

Status: Open
Location: 882 Hi Hope Rd Lawrenceville, GA 30043-4543

Objective: Create suitable living environments
Outcome: Availability/accessibility
Matrix Code: Handicapped Centers (03B) **National Objective:** LMC

Initial Funding Date: 01/22/2016

Description:

Gwinnett County Community Development awards \$67,000.00 in FFY 2013 funds to the Hi-Hope Service Center for campus renovations.

Financing

	Fund Type	Grant Year	Grant	Funded Amount	Drawn In Program Year	Drawn Thru Program Year
CDBG	EN	Pre-2015		\$67,000.00	\$0.00	\$0.00
		2014	B14UC130004		\$34,155.00	\$34,155.00
Total	Total			\$67,000.00	\$34,155.00	\$34,155.00

Proposed Accomplishments

Public Facilities : 109

Actual Accomplishments

Number assisted:

	Owner		Renter		Total		Person	
	Total	Hispanic	Total	Hispanic	Total	Hispanic	Total	Hispanic
White:	0	0	0	0	0	0		0
Black/African American:	0	0	0	0	0	0	0	0
Asian:	0	0	0	0	0	0	0	0
American Indian/Alaskan Native:	0	0	0	0	0	0	0	0
Native Hawaiian/Other Pacific Islander:	0	0	0	0	0	0	0	0
American Indian/Alaskan Native & White:	0	0	0	0	0	0	0	0
Asian White:	0	0	0	0	0	0	0	0
Black/African American & White:	0	0	0	0	0	0	0	0
American Indian/Alaskan Native & Black/African American:	0	0	0	0	0	0	0	0
Other multi-racial:	0	0	0	0	0	0	0	0
Asian/Pacific Islander:	0	0	0	0	0	0	0	0
Hispanic:	0	0	0	0	0	0	0	0
Total:	0	0	0	0	0	0	0	0
Female-headed Households:	0		0		0			



U.S. Department of Housing and Urban Development
Office of Community Planning and Development
Integrated Disbursement and Information System
CDBG Activity Summary Report (GPR) for Program Year 2016
GWINNETT COUNTY

Date: 28-Feb-2017

Time: 18:01

Page: 111

Income Category:

	Owner	Renter	Total	Person
Extremely Low	0	0	0	0
Low Mod	0	0	0	0
Moderate	0	0	0	0
Non Low Moderate	0	0	0	0
Total	0	0	0	0
Percent Low/Mod				

Annual Accomplishments

No data returned for this view. This might be because the applied filter excludes all data.



U.S. Department of Housing and Urban Development
 Office of Community Planning and Development
 Integrated Disbursement and Information System
 CDBG Activity Summary Report (GPR) for Program Year 2016
 GWINNETT COUNTY

Date: 28-Feb-2017
 Time: 18:01
 Page: 114

PGM Year: 2016
Project: 0001 - Grant Administration
IDIS Activity: 2214 - Grant Administration - WFN
Status: Open
Location: ,
Objective:
Outcome:
Matrix Code: General Program Administration (21A) **National Objective:**

Initial Funding Date: 08/19/2016

Description:
 \$500,000.00 for the overall planning and administration of the CDBG and HOME Programs by Gwinnett County Department of Financial Services and a contracted Program Management Firm, WFN Consulting Inc., that performs Program Administration duties. HOME Administration budget represents 10% of the estimated grant. ESG admin. is a part of Project 2016-26 - HESG.

Financing

	Fund Type	Grant Year	Grant	Funded Amount	Drawn In Program Year	Drawn Thru Program Year
CDBG	EN	2016	B16UC130004	\$340,076.00	\$0.00	\$0.00
Total	Total			\$340,076.00	\$0.00	\$0.00

Proposed Accomplishments

Actual Accomplishments

Number assisted:

	Owner		Renter		Total		Person	
	Total	Hispanic	Total	Hispanic	Total	Hispanic	Total	Hispanic
White:					0	0		
Black/African American:					0	0		
Asian:					0	0		
American Indian/Alaskan Native:					0	0		
Native Hawaiian/Other Pacific Islander:					0	0		
American Indian/Alaskan Native & White:					0	0		
Asian White:					0	0		
Black/African American & White:					0	0		
American Indian/Alaskan Native & Black/African American:					0	0		
Other multi-racial:					0	0		
Asian/Pacific Islander:					0	0		
Hispanic:					0	0		
Total:	0	0	0	0	0	0	0	0



U.S. Department of Housing and Urban Development
Office of Community Planning and Development
Integrated Disbursement and Information System
CDBG Activity Summary Report (GPR) for Program Year 2016
GWINNETT COUNTY

Date: 28-Feb-2017
Time: 18:01
Page: 115

Female-headed Households:

0

Income Category:

	Owner	Renter	Total	Person
Extremely Low			0	
Low Mod			0	
Moderate			0	
Non Low Moderate			0	
Total	0	0	0	0
Percent Low/Mod				

Annual Accomplishments

No data returned for this view. This might be because the applied filter excludes all data.



U.S. Department of Housing and Urban Development
 Office of Community Planning and Development
 Integrated Disbursement and Information System
 CDBG Activity Summary Report (GPR) for Program Year 2016
 GWINNETT COUNTY

Date: 28-Feb-2017
 Time: 18:01
 Page: 116

PGM Year: 2016
Project: 0001 - Grant Administration
IDIS Activity: 2215 - Administration: Gwinnett County Grant Admin

Status: Open
Location: ,

Objective:
Outcome:
Matrix Code: General Program Administration (21A) **National Objective:**

Initial Funding Date: 08/19/2016

Description:
 \$340,076.00 for the overall planning and administration of the CDBG and HOME Programs by Gwinnett County Department of Financial Services and a contracted Program Management Firm, WFN Consulting Inc., that performs Program Administration duties. HOME Administration budget represents 10% of the estimated grant. ESG admin. is a part of Project 2016-26 - HESG.

Financing

	Fund Type	Grant Year	Grant	Funded Amount	Drawn In Program Year	Drawn Thru Program Year
CDBG	EN	2016	B16UC130004	\$269,582.00	\$0.00	\$0.00
Total	Total			\$269,582.00	\$0.00	\$0.00

Proposed Accomplishments

Actual Accomplishments

Number assisted:

	Owner		Renter		Total		Person	
	Total	Hispanic	Total	Hispanic	Total	Hispanic	Total	Hispanic
White:					0	0		
Black/African American:					0	0		
Asian:					0	0		
American Indian/Alaskan Native:					0	0		
Native Hawaiian/Other Pacific Islander:					0	0		
American Indian/Alaskan Native & White:					0	0		
Asian White:					0	0		
Black/African American & White:					0	0		
American Indian/Alaskan Native & Black/African American:					0	0		
Other multi-racial:					0	0		
Asian/Pacific Islander:					0	0		
Hispanic:					0	0		
Total:	0	0	0	0	0	0	0	0



U.S. Department of Housing and Urban Development
Office of Community Planning and Development
Integrated Disbursement and Information System
CDBG Activity Summary Report (GPR) for Program Year 2016
GWINNETT COUNTY

Date: 28-Feb-2017

Time: 18:01

Page: 117

Female-headed Households:

0

Income Category:

	Owner	Renter	Total	Person
Extremely Low			0	
Low Mod			0	
Moderate			0	
Non Low Moderate			0	
Total	0	0	0	0
Percent Low/Mod				

Annual Accomplishments

No data returned for this view. This might be because the applied filter excludes all data.



U.S. Department of Housing and Urban Development
 Office of Community Planning and Development
 Integrated Disbursement and Information System
 CDBG Activity Summary Report (GPR) for Program Year 2016
 GWINNETT COUNTY

Date: 28-Feb-2017
 Time: 18:01
 Page: 118

PGM Year: 2016
Project: 0002 - Homeowner Housing Rehabilitation Program
IDIS Activity: 2216 - Homeowner Housing Rehabilitation Program

Status: Open
Location: 446 W Crogan St Ste 275 Suite 275 Lawrenceville, GA 30046-2439

Objective: Provide decent affordable housing
Outcome: Affordability
Matrix Code: Rehab; Single-Unit Residential (14A) **National Objective:** LMH

Initial Funding Date: 08/19/2016

Description:
 The Single-Unit Housing Homeowner Rehabilitation Program will use \$280,778.00 to provide loans to eligible low- and moderate-income homeowners to rehabilitate their eligible Gwinnett County single-family homes. The eligible property must be utilized as the homeowners' principal residence. The Housing Rehabilitation Program operates on a countywide basis.

Financing

	Fund Type	Grant Year	Grant	Funded Amount	Drawn In Program Year	Drawn Thru Program Year
CDBG	EN	2016	B16UC130004	\$350,000.00	\$10,481.00	\$10,481.00
Total	Total			\$350,000.00	\$10,481.00	\$10,481.00

Proposed Accomplishments

Housing Units : 17

Actual Accomplishments

Number assisted:

	Owner		Renter		Total		Person	
	Total	Hispanic	Total	Hispanic	Total	Hispanic	Total	Hispanic
White:	0	0	0	0	0	0		0
Black/African American:	0	0	0	0	0	0	0	0
Asian:	0	0	0	0	0	0	0	0
American Indian/Alaskan Native:	0	0	0	0	0	0	0	0
Native Hawaiian/Other Pacific Islander:	0	0	0	0	0	0	0	0
American Indian/Alaskan Native & White:	0	0	0	0	0	0	0	0
Asian White:	0	0	0	0	0	0	0	0
Black/African American & White:	0	0	0	0	0	0	0	0
American Indian/Alaskan Native & Black/African American:	0	0	0	0	0	0	0	0
Other multi-racial:	0	0	0	0	0	0	0	0
Asian/Pacific Islander:	0	0	0	0	0	0	0	0
Hispanic:	0	0	0	0	0	0	0	0
Total:	0	0	0	0	0	0	0	0



U.S. Department of Housing and Urban Development
 Office of Community Planning and Development
 Integrated Disbursement and Information System
 CDBG Activity Summary Report (GPR) for Program Year 2016
 GWINNETT COUNTY

Date: 28-Feb-2017
 Time: 18:01
 Page: 120

PGM Year: 2016
Project: 0003 - Housing Services Delivery Costs
IDIS Activity: 2217 - Housing Services Delivery Costs

Status: Open **Objective:** Provide decent affordable housing
Location: 446 W Crogan St Ste 275 Suite 275 Lawrenceville, GA 30046-2439 **Outcome:** Affordability
Matrix Code: Housing Services (14J) **National Objective:** LMH

Initial Funding Date: 08/19/2016

Description:
 \$50,000.00 in CDBG funding for service delivery costs directly related to carrying out the county's Homeowner Rehabilitation Program and HOME funded Homestretch Downpayment Assistance Program.

Financing

	Fund Type	Grant Year	Grant	Funded Amount	Drawn In Program Year	Drawn Thru Program Year
CDBG	EN	2016	B16UC130004	\$54,889.43	\$42,355.72	\$42,355.72
Total	Total			\$54,889.43	\$42,355.72	\$42,355.72

Proposed Accomplishments

Housing Units : 17

Actual Accomplishments

Number assisted:

	Owner		Renter		Total		Person	
	Total	Hispanic	Total	Hispanic	Total	Hispanic	Total	Hispanic
White:	0	0	0	0	0	0		0
Black/African American:	0	0	0	0	0	0	0	0
Asian:	0	0	0	0	0	0	0	0
American Indian/Alaskan Native:	0	0	0	0	0	0	0	0
Native Hawaiian/Other Pacific Islander:	0	0	0	0	0	0	0	0
American Indian/Alaskan Native & White:	0	0	0	0	0	0	0	0
Asian White:	0	0	0	0	0	0	0	0
Black/African American & White:	0	0	0	0	0	0	0	0
American Indian/Alaskan Native & Black/African American:	0	0	0	0	0	0	0	0
Other multi-racial:	0	0	0	0	0	0	0	0
Asian/Pacific Islander:	0	0	0	0	0	0	0	0
Hispanic:	0	0	0	0	0	0	0	0
Total:	0	0	0	0	0	0	0	0
Female-headed Households:	0		0		0			



U.S. Department of Housing and Urban Development
Office of Community Planning and Development
Integrated Disbursement and Information System
CDBG Activity Summary Report (GPR) for Program Year 2016
GWINNETT COUNTY

Date: 28-Feb-2017
Time: 18:01
Page: 121

Income Category:

	Owner	Renter	Total	Person
Extremely Low	0	0	0	0
Low Mod	0	0	0	0
Moderate	0	0	0	0
Non Low Moderate	0	0	0	0
Total	0	0	0	0
Percent Low/Mod				

Annual Accomplishments

No data returned for this view. This might be because the applied filter excludes all data.



U.S. Department of Housing and Urban Development
 Office of Community Planning and Development
 Integrated Disbursement and Information System
 CDBG Activity Summary Report (GPR) for Program Year 2016
 GWINNETT COUNTY

Date: 28-Feb-2017
 Time: 18:01
 Page: 122

PGM Year: 2016
Project: 0004 - Administration - Homeowner Housing Rehabilitation Program
IDIS Activity: 2218 - Housing: WFN CDBG Rehab Administration

Status: Open **Objective:** Provide decent affordable housing
Location: 446 W Crogan St Ste 275 Suite 275 Lawrenceville, GA 30046-2439 **Outcome:** Affordability
Matrix Code: Rehabilitation Administration (14H) **National Objective:** LMH

Initial Funding Date: 08/19/2016

Description:
 Gwinnett County will use \$116,601.00 for the Administration and Service Delivery Costs of the Homeowner Housing Rehabilitation Program, which operates on a countywide basis.

Financing

	Fund Type	Grant Year	Grant	Funded Amount	Drawn In Program Year	Drawn Thru Program Year
CDBG	EN	2016	B16UC130004	\$116,601.00	\$0.00	\$0.00
Total	Total			\$116,601.00	\$0.00	\$0.00

Proposed Accomplishments

Housing Units : 17

Actual Accomplishments

Number assisted:

	Owner		Renter		Total		Person	
	Total	Hispanic	Total	Hispanic	Total	Hispanic	Total	Hispanic
White:	0	0	0	0	0	0		0
Black/African American:	0	0	0	0	0	0	0	0
Asian:	0	0	0	0	0	0	0	0
American Indian/Alaskan Native:	0	0	0	0	0	0	0	0
Native Hawaiian/Other Pacific Islander:	0	0	0	0	0	0	0	0
American Indian/Alaskan Native & White:	0	0	0	0	0	0	0	0
Asian White:	0	0	0	0	0	0	0	0
Black/African American & White:	0	0	0	0	0	0	0	0
American Indian/Alaskan Native & Black/African American:	0	0	0	0	0	0	0	0
Other multi-racial:	0	0	0	0	0	0	0	0
Asian/Pacific Islander:	0	0	0	0	0	0	0	0
Hispanic:	0	0	0	0	0	0	0	0
Total:	0	0	0	0	0	0	0	0
Female-headed Households:	0		0		0			



U.S. Department of Housing and Urban Development
Office of Community Planning and Development
Integrated Disbursement and Information System
CDBG Activity Summary Report (GPR) for Program Year 2016
GWINNETT COUNTY

Date: 28-Feb-2017
Time: 18:01
Page: 123

Income Category:

	Owner	Renter	Total	Person
Extremely Low	0	0	0	0
Low Mod	0	0	0	0
Moderate	0	0	0	0
Non Low Moderate	0	0	0	0
Total	0	0	0	0
Percent Low/Mod				

Annual Accomplishments

No data returned for this view. This might be because the applied filter excludes all data.



U.S. Department of Housing and Urban Development
 Office of Community Planning and Development
 Integrated Disbursement and Information System
 CDBG Activity Summary Report (GPR) for Program Year 2016
 GWINNETT COUNTY

Date: 28-Feb-2017
 Time: 18:01
 Page: 124

PGM Year: 2016
Project: 0005 - Administration - Downpayment Assistance Program
IDIS Activity: 2219 - Housing: Housing Administration Services - DPA

Status: Open
Location: ,
Objective:
Outcome:
Matrix Code: HOME Admin/Planning Costs of PJ (21H) **National Objective:**

Initial Funding Date: 08/19/2016

Description:

Gwinnett County will use \$70,000.00 for the Administration of the HOME Downpayment Assistance Program ("Homestretch").

Financing

	Fund Type	Grant Year	Grant	Funded Amount	Drawn In Program Year	Drawn Thru Program Year
CDBG	EN	2016	B16UC130004	\$70,000.00	\$0.00	\$0.00
Total	Total			\$70,000.00	\$0.00	\$0.00

Proposed Accomplishments

Actual Accomplishments

<i>Number assisted:</i>	Owner		Renter		Total		Person	
	Total	Hispanic	Total	Hispanic	Total	Hispanic	Total	Hispanic
White:					0	0		
Black/African American:					0	0		
Asian:					0	0		
American Indian/Alaskan Native:					0	0		
Native Hawaiian/Other Pacific Islander:					0	0		
American Indian/Alaskan Native & White:					0	0		
Asian White:					0	0		
Black/African American & White:					0	0		
American Indian/Alaskan Native & Black/African American:					0	0		
Other multi-racial:					0	0		
Asian/Pacific Islander:					0	0		
Hispanic:					0	0		
Total:	0	0	0	0	0	0	0	0
Female-headed Households:					0			

Income Category:

Owner Renter Total Person



U.S. Department of Housing and Urban Development
Office of Community Planning and Development
Integrated Disbursement and Information System
CDBG Activity Summary Report (GPR) for Program Year 2016
GWINNETT COUNTY

Date: 28-Feb-2017
Time: 18:01
Page: 125

Extremely Low			0	
Low Mod			0	
Moderate			0	
Non Low Moderate			0	
Total	0	0	0	0
Percent Low/Mod				

Annual Accomplishments

No data returned for this view. This might be because the applied filter excludes all data.



U.S. Department of Housing and Urban Development
 Office of Community Planning and Development
 Integrated Disbursement and Information System
 CDBG Activity Summary Report (GPR) for Program Year 2016
 GWINNETT COUNTY

Date: 28-Feb-2017
 Time: 18:01
 Page: 126

PGM Year: 2016
Project: 0012 - Public Services: Operating Costs of Homeless Programs
IDIS Activity: 2220 - Action Ministries: Operating Costs - Rapid Re-Housing Program

Status: Open **Objective:** Provide decent affordable housing
Location: 17 Executive Park Dr NE Ste 540 Suite 540 Atlanta, GA 30329-2220 **Outcome:** Affordability
Matrix Code: Operating Costs of Homeless/AIDS Patients Programs (03T) **National Objective:** LMC

Initial Funding Date: 08/19/2016

Description:
 Action Ministries will use \$33,000.00 to administer a Rapid Re-Housing Program, which will provide financial assistance and case management services to homeless individuals and families in Gwinnett County. Program will focus on serving US military veterans.

Financing

	Fund Type	Grant Year	Grant	Funded Amount	Drawn In Program Year	Drawn Thru Program Year
CDBG	EN	2016	B16UC130004	\$33,000.00	\$15,971.15	\$15,971.15
Total	Total			\$33,000.00	\$15,971.15	\$15,971.15

Proposed Accomplishments

People (General) : 80

Actual Accomplishments

Number assisted:

	Owner		Renter		Total		Person	
	Total	Hispanic	Total	Hispanic	Total	Hispanic	Total	Hispanic
White:	0	0	0	0	0	0	0	0
Black/African American:	0	0	0	0	0	0	0	0
Asian:	0	0	0	0	0	0	0	0
American Indian/Alaskan Native:	0	0	0	0	0	0	0	0
Native Hawaiian/Other Pacific Islander:	0	0	0	0	0	0	0	0
American Indian/Alaskan Native & White:	0	0	0	0	0	0	0	0
Asian White:	0	0	0	0	0	0	0	0
Black/African American & White:	0	0	0	0	0	0	0	0
American Indian/Alaskan Native & Black/African American:	0	0	0	0	0	0	0	0
Other multi-racial:	0	0	0	0	0	0	0	0
Asian/Pacific Islander:	0	0	0	0	0	0	0	0
Hispanic:	0	0	0	0	0	0	0	0
Total:	0	0	0	0	0	0	0	0



U.S. Department of Housing and Urban Development
Office of Community Planning and Development
Integrated Disbursement and Information System
CDBG Activity Summary Report (GPR) for Program Year 2016
GWINNETT COUNTY

Date: 28-Feb-2017

Time: 18:01

Page: 129

Income Category:

	Owner	Renter	Total	Person
Extremely Low	0	0	0	0
Low Mod	0	0	0	0
Moderate	0	0	0	0
Non Low Moderate	0	0	0	0
Total	0	0	0	0
Percent Low/Mod				

Annual Accomplishments

No data returned for this view. This might be because the applied filter excludes all data.



U.S. Department of Housing and Urban Development
 Office of Community Planning and Development
 Integrated Disbursement and Information System
 CDBG Activity Summary Report (GPR) for Program Year 2016
 GWINNETT COUNTY

Date: 28-Feb-2017
 Time: 18:01
 Page: 130

PGM Year: 2016
Project: 0014 - Public Services: Handicapped Services
IDIS Activity: 2222 - Annandale Village: Equipment Purchase - Handicap Accessible Vehicle

Status: Completed 1/3/2017 12:00:00 AM **Objective:** Create suitable living environments
Location: 3500 Annandale Ln Suwanee, GA 30024-2150 **Outcome:** Availability/accessibility
Matrix Code: Handicapped Services (05B) **National Objective:** LMC

Initial Funding Date: 08/19/2016

Description:

Annandale Village, in service to adults living with developmental disabilities and/or traumatic brain injuries, will utilize \$28,405.00 to purchase a handicapped-accessible vehicle to accommodate the transportation needs of its residents.

Financing

	Fund Type	Grant Year	Grant	Funded Amount	Drawn In Program Year	Drawn Thru Program Year
CDBG	EN	2016	B16UC130004	\$28,405.00	\$28,405.00	\$28,405.00
Total	Total			\$28,405.00	\$28,405.00	\$28,405.00

Proposed Accomplishments

People (General) : 25

Actual Accomplishments

Number assisted:

	Owner		Renter		Total		Person	
	Total	Hispanic	Total	Hispanic	Total	Hispanic	Total	Hispanic
White:	0	0	0	0	0	0	25	0
Black/African American:	0	0	0	0	0	0	0	0
Asian:	0	0	0	0	0	0	0	0
American Indian/Alaskan Native:	0	0	0	0	0	0	0	0
Native Hawaiian/Other Pacific Islander:	0	0	0	0	0	0	0	0
American Indian/Alaskan Native & White:	0	0	0	0	0	0	0	0
Asian White:	0	0	0	0	0	0	0	0
Black/African American & White:	0	0	0	0	0	0	0	0
American Indian/Alaskan Native & Black/African American:	0	0	0	0	0	0	0	0
Other multi-racial:	0	0	0	0	0	0	0	0
Asian/Pacific Islander:	0	0	0	0	0	0	0	0
Hispanic:	0	0	0	0	0	0	0	0
Total:	0	0	0	0	0	0	25	0
Female-headed Households:	0		0		0			



U.S. Department of Housing and Urban Development
 Office of Community Planning and Development
 Integrated Disbursement and Information System
 CDBG Activity Summary Report (GPR) for Program Year 2016
 GWINNETT COUNTY

Date: 28-Feb-2017
 Time: 18:01
 Page: 131

Income Category:

	Owner	Renter	Total	Person
Extremely Low	0	0	0	0
Low Mod	0	0	0	25
Moderate	0	0	0	0
Non Low Moderate	0	0	0	0
Total	0	0	0	25
Percent Low/Mod				100.0%

Annual Accomplishments

Years	Accomplishment Narrative	# Benefiting
2016	Annandale Village utilized \$28,405.00 to purchase a handicapped-accessible vehicle to accommodate the transportation needs of its residents.	



U.S. Department of Housing and Urban Development
 Office of Community Planning and Development
 Integrated Disbursement and Information System
 CDBG Activity Summary Report (GPR) for Program Year 2016
 GWINNETT COUNTY

Date: 28-Feb-2017
 Time: 18:01
 Page: 134

PGM Year: 2016
Project: 0018 - Public Services: Fair Housing
IDIS Activity: 2224 - Catholic Charities: Operating Costs - Fair Housing

Status: Open
Location: 801 Tom Smith Rd SW Lilburn, GA 30047-2215

Objective: Create suitable living environments
Outcome: Sustainability
Matrix Code: Fair Housing Activities (if CDBG, then subject to 15% cap) (05J) **National Objective:** LMC

Initial Funding Date: 08/19/2016

Description:
 Catholic Charities will use \$15,000.00 for a new project that will provide outreach, education, and training on Fair Housing to Gwinnett County's immigrants and refugees, as well as to property owners and community agencies that serve the population.

Financing

	Fund Type	Grant Year	Grant	Funded Amount	Drawn In Program Year	Drawn Thru Program Year
CDBG	EN	2016	B16UC130004	\$15,000.00	\$10,108.04	\$10,108.04
Total	Total			\$15,000.00	\$10,108.04	\$10,108.04

Proposed Accomplishments

People (General) : 50

Actual Accomplishments

Number assisted:

	Owner		Renter		Total		Person	
	Total	Hispanic	Total	Hispanic	Total	Hispanic	Total	Hispanic
White:	0	0	0	0	0	0	0	0
Black/African American:	0	0	0	0	0	0	0	0
Asian:	0	0	0	0	0	0	0	0
American Indian/Alaskan Native:	0	0	0	0	0	0	0	0
Native Hawaiian/Other Pacific Islander:	0	0	0	0	0	0	0	0
American Indian/Alaskan Native & White:	0	0	0	0	0	0	0	0
Asian White:	0	0	0	0	0	0	0	0
Black/African American & White:	0	0	0	0	0	0	0	0
American Indian/Alaskan Native & Black/African American:	0	0	0	0	0	0	0	0
Other multi-racial:	0	0	0	0	0	0	0	0
Asian/Pacific Islander:	0	0	0	0	0	0	0	0
Hispanic:	0	0	0	0	0	0	0	0
Total:	0	0	0	0	0	0	0	0
Female-headed Households:	0		0		0			



U.S. Department of Housing and Urban Development
Office of Community Planning and Development
Integrated Disbursement and Information System
CDBG Activity Summary Report (GPR) for Program Year 2016
GWINNETT COUNTY

Date: 28-Feb-2017
Time: 18:01
Page: 135

Income Category:

	Owner	Renter	Total	Person
Extremely Low	0	0	0	0
Low Mod	0	0	0	0
Moderate	0	0	0	0
Non Low Moderate	0	0	0	0
Total	0	0	0	0
Percent Low/Mod				

Annual Accomplishments

No data returned for this view. This might be because the applied filter excludes all data.



U.S. Department of Housing and Urban Development
 Office of Community Planning and Development
 Integrated Disbursement and Information System
 CDBG Activity Summary Report (GPR) for Program Year 2016
 GWINNETT COUNTY

Date: 28-Feb-2017
 Time: 18:01
 Page: 136

PGM Year: 2016
Project: 0017 - Public Services: Housing Counseling
IDIS Activity: 2225 - CPACS: Operating Costs - Housing Counseling

Status: Open
Location: 3510 Shallowford Rd NE Atlanta, GA 30341-2909

Objective: Create suitable living environments
Outcome: Availability/accessibility
Matrix Code: Housing Counseling (05U) **National Objective:** LMC

Initial Funding Date: 08/19/2016

Description:
 The Center for Pan Asian Community Services will use \$35,000.00 to support housing and foreclosure prevention counseling, homebuyer workshops, and Fair Housing activities targeting the Asian and Pacific Islander population of Gwinnett County.

Financing

	Fund Type	Grant Year	Grant	Funded Amount	Drawn In Program Year	Drawn Thru Program Year
CDBG	EN	2016	B16UC130004	\$35,000.00	\$24,792.15	\$24,792.15
Total	Total			\$35,000.00	\$24,792.15	\$24,792.15

Proposed Accomplishments

Households (General) : 146

Actual Accomplishments

Number assisted:

	Owner		Renter		Total		Person	
	Total	Hispanic	Total	Hispanic	Total	Hispanic	Total	Hispanic
White:	0	0	0	0	0	0		0
Black/African American:	0	0	0	0	0	0	0	0
Asian:	0	0	0	0	0	0	0	0
American Indian/Alaskan Native:	0	0	0	0	0	0	0	0
Native Hawaiian/Other Pacific Islander:	0	0	0	0	0	0	0	0
American Indian/Alaskan Native & White:	0	0	0	0	0	0	0	0
Asian White:	0	0	0	0	0	0	0	0
Black/African American & White:	0	0	0	0	0	0	0	0
American Indian/Alaskan Native & Black/African American:	0	0	0	0	0	0	0	0
Other multi-racial:	0	0	0	0	0	0	0	0
Asian/Pacific Islander:	0	0	0	0	0	0	0	0
Hispanic:	0	0	0	0	0	0	0	0
Total:	0	0	0	0	0	0	0	0
Female-headed Households:	0		0		0			



U.S. Department of Housing and Urban Development
Office of Community Planning and Development
Integrated Disbursement and Information System
CDBG Activity Summary Report (GPR) for Program Year 2016
GWINNETT COUNTY

Date: 28-Feb-2017

Time: 18:01

Page: 137

Income Category:

	Owner	Renter	Total	Person
Extremely Low	0	0	0	0
Low Mod	0	0	0	0
Moderate	0	0	0	0
Non Low Moderate	0	0	0	0
Total	0	0	0	0
Percent Low/Mod				

Annual Accomplishments

No data returned for this view. This might be because the applied filter excludes all data.



U.S. Department of Housing and Urban Development
 Office of Community Planning and Development
 Integrated Disbursement and Information System
 CDBG Activity Summary Report (GPR) for Program Year 2016
 GWINNETT COUNTY

Date: 28-Feb-2017
 Time: 18:01
 Page: 139

PGM Year: 2016
Project: 0007 - Infrastructure Improvements: Youth Centers
IDIS Activity: 2227 - City of Buford: Youth Community Center & Bona Rd.
Status: Open
Location: 2300 Buford Hwy Buford, GA 30518-6044
Objective: Create suitable living environments
Outcome: Availability/accessibility
Matrix Code: Youth Centers (03D) **National Objective:** LMC

Initial Funding Date: 08/19/2016

Description:

The City of Buford will use \$90,000.00 to create an outdoor activity area at the Buford Youth Community Center. Sidewalks will also be added to connect the local community to the Center.

Financing

	Fund Type	Grant Year	Grant	Funded Amount	Drawn In Program Year	Drawn Thru Program Year
CDBG	EN	2016	B16UC130004	\$90,000.00	\$84,035.09	\$84,035.09
Total	Total			\$90,000.00	\$84,035.09	\$84,035.09

Proposed Accomplishments

Public Facilities : 1

Actual Accomplishments

Number assisted:

	Owner		Renter		Total		Person	
	Total	Hispanic	Total	Hispanic	Total	Hispanic	Total	Hispanic
White:	0	0	0	0	0	0		0
Black/African American:	0	0	0	0	0	0	0	0
Asian:	0	0	0	0	0	0	0	0
American Indian/Alaskan Native:	0	0	0	0	0	0	0	0
Native Hawaiian/Other Pacific Islander:	0	0	0	0	0	0	0	0
American Indian/Alaskan Native & White:	0	0	0	0	0	0	0	0
Asian White:	0	0	0	0	0	0	0	0
Black/African American & White:	0	0	0	0	0	0	0	0
American Indian/Alaskan Native & Black/African American:	0	0	0	0	0	0	0	0
Other multi-racial:	0	0	0	0	0	0	0	0
Asian/Pacific Islander:	0	0	0	0	0	0	0	0
Hispanic:	0	0	0	0	0	0	0	0
Total:	0	0	0	0	0	0	0	0
Female-headed Households:	0		0		0			



U.S. Department of Housing and Urban Development
Office of Community Planning and Development
Integrated Disbursement and Information System
CDBG Activity Summary Report (GPR) for Program Year 2016
GWINNETT COUNTY

Date: 28-Feb-2017
Time: 18:01
Page: 140

Income Category:

	Owner	Renter	Total	Person
Extremely Low	0	0	0	0
Low Mod	0	0	0	0
Moderate	0	0	0	0
Non Low Moderate	0	0	0	0
Total	0	0	0	0
Percent Low/Mod				

Annual Accomplishments

No data returned for this view. This might be because the applied filter excludes all data.



U.S. Department of Housing and Urban Development
 Office of Community Planning and Development
 Integrated Disbursement and Information System
 CDBG Activity Summary Report (GPR) for Program Year 2016
 GWINNETT COUNTY

Date: 28-Feb-2017
 Time: 18:01
 Page: 142

PGM Year: 2016
Project: 0009 - Infrastructure Improvements: Sidewalks
IDIS Activity: 2229 - City of Loganville: Sidewalks - Fox Chase

Status: Open
Location: 4865 Highway 81 Loganville, GA 30052-7363

Objective: Create suitable living environments
Outcome: Availability/accessibility
Matrix Code: Sidewalks (03L) **National Objective:** LMA

Initial Funding Date: 08/19/2016

Description:
 The City of Loganville will use \$243,000.00 to address safety issues within its Fox Chase subdivision by constructing sidewalks and handicap ramps along five neighborhood streets with high-volume pedestrian traffic.

Financing

	Fund Type	Grant Year	Grant	Funded Amount	Drawn In Program Year	Drawn Thru Program Year
CDBG	EN	2016	B16UC130004	\$243,000.00	\$194,962.09	\$194,962.09
Total	Total			\$243,000.00	\$194,962.09	\$194,962.09

Proposed Accomplishments
 People (General) : 86
 Total Population in Service Area: 88
 Census Tract Percent Low / Mod: 72.70

Annual Accomplishments
 No data returned for this view. This might be because the applied filter excludes all data.



U.S. Department of Housing and Urban Development
 Office of Community Planning and Development
 Integrated Disbursement and Information System
 CDBG Activity Summary Report (GPR) for Program Year 2016
 GWINNETT COUNTY

Date: 28-Feb-2017
 Time: 18:01
 Page: 144

PGM Year: 2016
Project: 0012 - Public Services: Operating Costs of Homeless Programs
IDIS Activity: 2231 - ClearPoint Credit Counseling Solutions: Operating Costs - Homeless Support Program

Status: Open **Objective:** Create suitable living environments
Location: 270 Peachtree St NW Ste 1800 Suite 1800 Atlanta, GA 30303-1217 **Outcome:** Availability/accessibility
Matrix Code: Operating Costs of Homeless/AIDS Patients Programs (03T) **National Objective:** LMC

Initial Funding Date: 08/19/2016

Description:

ClearPoint will use \$39,000.00 to continue its Homeless Support Program at five partner sites in Gwinnett County. Low-income participants will receive budget and credit counseling customized to address identified financial and housing-related issues.

Financing

	Fund Type	Grant Year	Grant	Funded Amount	Drawn In Program Year	Drawn Thru Program Year
CDBG	EN	2016	B16UC130004	\$39,000.00	\$5,285.81	\$5,285.81
Total	Total			\$39,000.00	\$5,285.81	\$5,285.81

Proposed Accomplishments

People (General) : 232

Actual Accomplishments

Number assisted:

	Owner		Renter		Total		Person	
	Total	Hispanic	Total	Hispanic	Total	Hispanic	Total	Hispanic
White:	0	0	0	0	0	0	0	0
Black/African American:	0	0	0	0	0	0	0	0
Asian:	0	0	0	0	0	0	0	0
American Indian/Alaskan Native:	0	0	0	0	0	0	0	0
Native Hawaiian/Other Pacific Islander:	0	0	0	0	0	0	0	0
American Indian/Alaskan Native & White:	0	0	0	0	0	0	0	0
Asian White:	0	0	0	0	0	0	0	0
Black/African American & White:	0	0	0	0	0	0	0	0
American Indian/Alaskan Native & Black/African American:	0	0	0	0	0	0	0	0
Other multi-racial:	0	0	0	0	0	0	0	0
Asian/Pacific Islander:	0	0	0	0	0	0	0	0
Hispanic:	0	0	0	0	0	0	0	0
Total:	0	0	0	0	0	0	0	0
Female-headed Households:	0		0		0			



U.S. Department of Housing and Urban Development
Office of Community Planning and Development
Integrated Disbursement and Information System
CDBG Activity Summary Report (GPR) for Program Year 2016
GWINNETT COUNTY

Date: 28-Feb-2017
Time: 18:01
Page: 145

Income Category:

	Owner	Renter	Total	Person
Extremely Low	0	0	0	0
Low Mod	0	0	0	0
Moderate	0	0	0	0
Non Low Moderate	0	0	0	0
Total	0	0	0	0
Percent Low/Mod				

Annual Accomplishments

No data returned for this view. This might be because the applied filter excludes all data.



U.S. Department of Housing and Urban Development
 Office of Community Planning and Development
 Integrated Disbursement and Information System
 CDBG Activity Summary Report (GPR) for Program Year 2016
 GWINNETT COUNTY

Date: 28-Feb-2017
 Time: 18:01
 Page: 146

PGM Year: 2016
Project: 0015 - Public Services: Legal Services
IDIS Activity: 2232 - Georgia Law Center: Operating Costs - Legal Services

Status: Open **Objective:** Create suitable living environments
Location: 100 Edgewood Ave NE Ste 1625 Suite 1625 Atlanta, GA 30303-3026 **Outcome:** Availability/accessibility
Matrix Code: Legal Services (05C) **National Objective:** LMC

Initial Funding Date: 08/19/2016

Description:
 The GLCH will use \$60,000.00 to support the assignment of an attorney solely dedicated to addressing the legal needs of both homeless and housed Gwinnett County residents. Part of the award will be used for reasonable administrative costs and a portion of the salaries for additional staff assigned to assist with cases in Gwinnett County.

Financing

	Fund Type	Grant Year	Grant	Funded Amount	Drawn In Program Year	Drawn Thru Program Year
CDBG	EN	2016	B16UC130004	\$60,000.00	\$18,553.40	\$18,553.40
Total	Total			\$60,000.00	\$18,553.40	\$18,553.40

Proposed Accomplishments

People (General) : 137

Actual Accomplishments

Number assisted:

	Owner		Renter		Total		Person	
	Total	Hispanic	Total	Hispanic	Total	Hispanic	Total	Hispanic
White:	0	0	0	0	0	0		0
Black/African American:	0	0	0	0	0	0	0	0
Asian:	0	0	0	0	0	0	0	0
American Indian/Alaskan Native:	0	0	0	0	0	0	0	0
Native Hawaiian/Other Pacific Islander:	0	0	0	0	0	0	0	0
American Indian/Alaskan Native & White:	0	0	0	0	0	0	0	0
Asian White:	0	0	0	0	0	0	0	0
Black/African American & White:	0	0	0	0	0	0	0	0
American Indian/Alaskan Native & Black/African American:	0	0	0	0	0	0	0	0
Other multi-racial:	0	0	0	0	0	0	0	0
Asian/Pacific Islander:	0	0	0	0	0	0	0	0
Hispanic:	0	0	0	0	0	0	0	0
Total:	0	0	0	0	0	0	0	0
Female-headed Households:	0		0		0			



U.S. Department of Housing and Urban Development
Office of Community Planning and Development
Integrated Disbursement and Information System
CDBG Activity Summary Report (GPR) for Program Year 2016
GWINNETT COUNTY

Date: 28-Feb-2017
Time: 18:01
Page: 147

Income Category:

	Owner	Renter	Total	Person
Extremely Low	0	0	0	0
Low Mod	0	0	0	0
Moderate	0	0	0	0
Non Low Moderate	0	0	0	0
Total	0	0	0	0
Percent Low/Mod				

Annual Accomplishments

No data returned for this view. This might be because the applied filter excludes all data.



U.S. Department of Housing and Urban Development
Office of Community Planning and Development
Integrated Disbursement and Information System
CDBG Activity Summary Report (GPR) for Program Year 2016
GWINNETT COUNTY

Date: 28-Feb-2017

Time: 18:01

Page: 149

Income Category:

	Owner	Renter	Total	Person
Extremely Low	0	0	0	0
Low Mod	0	0	0	0
Moderate	0	0	0	0
Non Low Moderate	0	0	0	0
Total	0	0	0	0
Percent Low/Mod				

Annual Accomplishments

No data returned for this view. This might be because the applied filter excludes all data.



U.S. Department of Housing and Urban Development
 Office of Community Planning and Development
 Integrated Disbursement and Information System
 CDBG Activity Summary Report (GPR) for Program Year 2016
 GWINNETT COUNTY

Date: 28-Feb-2017
 Time: 18:01
 Page: 150

PGM Year: 2016
Project: 0013 - Public Services: Equipment Purchases for Seniors
IDIS Activity: 2234 - Gwinnett Christian Terrace: Equipment Purchase - Handicap Accessible Vehicle

Status: Completed 1/3/2017 12:00:00 AM **Objective:** Create suitable living environments
Location: 414 Berkmar Way NW Lilburn, GA 30047-2835 **Outcome:** Availability/accessibility
 Matrix Code: Senior Services (05A) **National Objective:** LMC

Initial Funding Date: 08/18/2016

Description:
 \$64,568.00 will be used to purchase a 16-22- passenger wheelchair-lift equipped bus. The vehicle will be utilized to provide transportation for the disabled and/or frail elderly residents of this HUD-subsidized housing facility.

Financing

	Fund Type	Grant Year	Grant	Funded Amount	Drawn In Program Year	Drawn Thru Program Year
CDBG	EN	2016	B16UC130004	\$64,568.00	\$64,568.00	\$64,568.00
Total	Total			\$64,568.00	\$64,568.00	\$64,568.00

Proposed Accomplishments

People (General) : 144

Actual Accomplishments

Number assisted:

	Owner		Renter		Total		Person	
	Total	Hispanic	Total	Hispanic	Total	Hispanic	Total	Hispanic
White:	0	0	0	0	0	0	87	10
Black/African American:	0	0	0	0	0	0	5	0
Asian:	0	0	0	0	0	0	46	0
American Indian/Alaskan Native:	0	0	0	0	0	0	0	0
Native Hawaiian/Other Pacific Islander:	0	0	0	0	0	0	4	0
American Indian/Alaskan Native & White:	0	0	0	0	0	0	0	0
Asian White:	0	0	0	0	0	0	0	0
Black/African American & White:	0	0	0	0	0	0	0	0
American Indian/Alaskan Native & Black/African American:	0	0	0	0	0	0	0	0
Other multi-racial:	0	0	0	0	0	0	0	0
Asian/Pacific Islander:	0	0	0	0	0	0	0	0
Hispanic:	0	0	0	0	0	0	0	0
Total:	0	0	0	0	0	0	142	10
Female-headed Households:	0		0		0			



U.S. Department of Housing and Urban Development
 Office of Community Planning and Development
 Integrated Disbursement and Information System
 CDBG Activity Summary Report (GPR) for Program Year 2016
 GWINNETT COUNTY

Date: 28-Feb-2017
 Time: 18:01
 Page: 151

Income Category:

	Owner	Renter	Total	Person
Extremely Low	0	0	0	0
Low Mod	0	0	0	142
Moderate	0	0	0	0
Non Low Moderate	0	0	0	0
Total	0	0	0	142
Percent Low/Mod				100.0%

Annual Accomplishments

Years	Accomplishment Narrative	# Benefiting
2016	Gwinnett Christian Terrance expended \$64,568.00 to purchase a 16-22 passenger wheelchair-lift equipped bus.	



U.S. Department of Housing and Urban Development
 Office of Community Planning and Development
 Integrated Disbursement and Information System
 CDBG Activity Summary Report (GPR) for Program Year 2016
 GWINNETT COUNTY

Date: 28-Feb-2017
 Time: 18:01
 Page: 152

PGM Year: 2016
Project: 0022 - Building Renovation: Handicapped Centers
IDIS Activity: 2235 - Hi-Hope Service Center: Building Renovation - Group Homes

Status: Open **Objective:** Provide decent affordable housing
Location: 882 Hi Hope Rd Lawrenceville, GA 30043-4543 **Outcome:** Affordability
Matrix Code: Handicapped Centers (03B) **National Objective:** LMC

Initial Funding Date: 08/18/2016

Description:

\$240,600.00 will be used to rehabilitate Hi-Hope's five group homes that provide safe, affordable housing for developmentally disabled adults.

Financing

	Fund Type	Grant Year	Grant	Funded Amount	Drawn In Program Year	Drawn Thru Program Year
CDBG	EN	2016	B16UC130004	\$240,600.00	\$6,559.92	\$6,559.92
Total	Total			\$240,600.00	\$6,559.92	\$6,559.92

Proposed Accomplishments

Public Facilities : 20

Actual Accomplishments

Number assisted:

	Owner		Renter		Total		Person	
	Total	Hispanic	Total	Hispanic	Total	Hispanic	Total	Hispanic
White:	0	0	0	0	0	0		0
Black/African American:	0	0	0	0	0	0	0	0
Asian:	0	0	0	0	0	0	0	0
American Indian/Alaskan Native:	0	0	0	0	0	0	0	0
Native Hawaiian/Other Pacific Islander:	0	0	0	0	0	0	0	0
American Indian/Alaskan Native & White:	0	0	0	0	0	0	0	0
Asian White:	0	0	0	0	0	0	0	0
Black/African American & White:	0	0	0	0	0	0	0	0
American Indian/Alaskan Native & Black/African American:	0	0	0	0	0	0	0	0
Other multi-racial:	0	0	0	0	0	0	0	0
Asian/Pacific Islander:	0	0	0	0	0	0	0	0
Hispanic:	0	0	0	0	0	0	0	0
Total:	0	0	0	0	0	0	0	0
Female-headed Households:	0		0		0			



U.S. Department of Housing and Urban Development
Office of Community Planning and Development
Integrated Disbursement and Information System
CDBG Activity Summary Report (GPR) for Program Year 2016
GWINNETT COUNTY

Date: 28-Feb-2017
Time: 18:01
Page: 153

Income Category:

	Owner	Renter	Total	Person
Extremely Low	0	0	0	0
Low Mod	0	0	0	0
Moderate	0	0	0	0
Non Low Moderate	0	0	0	0
Total	0	0	0	0
Percent Low/Mod				

Annual Accomplishments

No data returned for this view. This might be because the applied filter excludes all data.



U.S. Department of Housing and Urban Development
 Office of Community Planning and Development
 Integrated Disbursement and Information System
 CDBG Activity Summary Report (GPR) for Program Year 2016
 GWINNETT COUNTY

Date: 28-Feb-2017
 Time: 18:01
 Page: 155

Income Category:

	Owner	Renter	Total	Person
Extremely Low	0	0	0	0
Low Mod	0	0	0	46
Moderate	0	0	0	0
Non Low Moderate	0	0	0	0
Total	0	0	0	46
Percent Low/Mod				100.0%

Annual Accomplishments

Years	Accomplishment Narrative	# Benefiting
2016	Hi-Hope expended \$17,000.00 to replace one vehicle in their fleet of handicap-accessible vans. The van will be used to transport developmentally disabled clients to and from community engagement activities.	



U.S. Department of Housing and Urban Development
 Office of Community Planning and Development
 Integrated Disbursement and Information System
 CDBG Activity Summary Report (GPR) for Program Year 2016
 GWINNETT COUNTY

Date: 28-Feb-2017
 Time: 18:01
 Page: 157

Income Category:

	Owner	Renter	Total	Person
Extremely Low	0	0	0	0
Low Mod	0	0	0	27
Moderate	0	0	0	0
Non Low Moderate	0	0	0	0
Total	0	0	0	27
Percent Low/Mod				100.0%

Annual Accomplishments

Years	Accomplishment Narrative	# Benefiting
2015	Hi-Hope Service Center will use \$39,000.00 to expand their capacity to serve the developmentally disabled population of Gwinnett County by hiring more direct support professionals. Adding staff will allow the agency to admit more clients to their weekday Community Access Program.	



U.S. Department of Housing and Urban Development
 Office of Community Planning and Development
 Integrated Disbursement and Information System
 CDBG Activity Summary Report (GPR) for Program Year 2016
 GWINNETT COUNTY

Date: 28-Feb-2017
 Time: 18:01
 Page: 159

Income Category:

	Owner	Renter	Total	Person
Extremely Low	0	0	0	446
Low Mod	0	0	0	251
Moderate	0	0	0	265
Non Low Moderate	0	0	0	0
Total	0	0	0	962
Percent Low/Mod				100.0%

Annual Accomplishments

Years	Accomplishment Narrative	# Benefiting
2016	Hope Clinic expended \$39,000.00 to expand their chronic care program for individuals living with Diabetes.	



U.S. Department of Housing and Urban Development
 Office of Community Planning and Development
 Integrated Disbursement and Information System
 CDBG Activity Summary Report (GPR) for Program Year 2016
 GWINNETT COUNTY

Date: 28-Feb-2017
 Time: 18:01
 Page: 160

PGM Year: 2016
Project: 0012 - Public Services: Operating Costs of Homeless Programs
IDIS Activity: 2239 - Lawrenceville Housing Corporation: Operating Costs - Pathway Home

Status: Completed 1/24/2017 12:00:00 AM **Objective:** Create suitable living environments
Location: 502 Glenn Edge Dr Lawrenceville, GA 30046-8872 **Outcome:** Availability/accessibility
Matrix Code: Operating Costs of Homeless/AIDS Patients Programs (03T) **National Objective:** LMC

Initial Funding Date: 08/18/2016

Description:

LHC will use \$39,000.00 to enhance their Pathways HOME program, which provides low-income homeless families with affordable housing in Gwinnett. In addition to the creation of a case management position, funding will support youth programming, childcare and transportation assistance, mental health support and financial counseling services.

Financing

	Fund Type	Grant Year	Grant	Funded Amount	Drawn In Program Year	Drawn Thru Program Year
CDBG	EN	2016	B16UC130004	\$39,000.00	\$39,000.00	\$39,000.00
Total	Total			\$39,000.00	\$39,000.00	\$39,000.00

Proposed Accomplishments

People (General) : 6

Actual Accomplishments

Number assisted:

	Owner		Renter		Total		Person	
	Total	Hispanic	Total	Hispanic	Total	Hispanic	Total	Hispanic
White:	0	0	0	0	0	0	0	0
Black/African American:	0	0	0	0	0	0	40	0
Asian:	0	0	0	0	0	0	0	0
American Indian/Alaskan Native:	0	0	0	0	0	0	0	0
Native Hawaiian/Other Pacific Islander:	0	0	0	0	0	0	0	0
American Indian/Alaskan Native & White:	0	0	0	0	0	0	0	0
Asian White:	0	0	0	0	0	0	0	0
Black/African American & White:	0	0	0	0	0	0	0	0
American Indian/Alaskan Native & Black/African American:	0	0	0	0	0	0	0	0
Other multi-racial:	0	0	0	0	0	0	0	0
Asian/Pacific Islander:	0	0	0	0	0	0	0	0
Hispanic:	0	0	0	0	0	0	0	0
Total:	0	0	0	0	0	0	40	0



U.S. Department of Housing and Urban Development
 Office of Community Planning and Development
 Integrated Disbursement and Information System
 CDBG Activity Summary Report (GPR) for Program Year 2016
 GWINNETT COUNTY

Date: 28-Feb-2017
 Time: 18:01
 Page: 161

Female-headed Households: 0 0 0

Income Category:

	Owner	Renter	Total	Person
Extremely Low	0	0	0	40
Low Mod	0	0	0	0
Moderate	0	0	0	0
Non Low Moderate	0	0	0	0
Total	0	0	0	40
Percent Low/Mod				100.0%

Annual Accomplishments

Years	Accomplishment Narrative	# Benefiting
2016	LHC utilized \$39,000.00 to support their Pathways HOME program, which provides low-income homeless families with affordable housing in Gwinnett.	



U.S. Department of Housing and Urban Development
Office of Community Planning and Development
Integrated Disbursement and Information System
CDBG Activity Summary Report (GPR) for Program Year 2016
GWINNETT COUNTY

Date: 28-Feb-2017
Time: 18:01
Page: 163

Income Category:

	Owner	Renter	Total	Person
Extremely Low	0	0	0	0
Low Mod	0	0	0	0
Moderate	0	0	0	0
Non Low Moderate	0	0	0	0
Total	0	0	0	0
Percent Low/Mod				

Annual Accomplishments

No data returned for this view. This might be because the applied filter excludes all data.



U.S. Department of Housing and Urban Development
Office of Community Planning and Development
Integrated Disbursement and Information System
CDBG Activity Summary Report (GPR) for Program Year 2016
GWINNETT COUNTY

Date: 28-Feb-2017
Time: 18:01
Page: 165

Income Category:

	Owner	Renter	Total	Person
Extremely Low	0	0	0	0
Low Mod	0	0	0	0
Moderate	0	0	0	0
Non Low Moderate	0	0	0	0
Total	0	0	0	0
Percent Low/Mod				

Annual Accomplishments

No data returned for this view. This might be because the applied filter excludes all data.



U.S. Department of Housing and Urban Development
Office of Community Planning and Development
Integrated Disbursement and Information System
CDBG Activity Summary Report (GPR) for Program Year 2016
GWINNETT COUNTY

Date: 28-Feb-2017

Time: 18:01

Page: 167

Income Category:

	Owner	Renter	Total	Person
Extremely Low	0	0	0	0
Low Mod	0	0	0	0
Moderate	0	0	0	0
Non Low Moderate	0	0	0	0
Total	0	0	0	0
Percent Low/Mod				

Annual Accomplishments

No data returned for this view. This might be because the applied filter excludes all data.



U.S. Department of Housing and Urban Development
 Office of Community Planning and Development
 Integrated Disbursement and Information System
 CDBG Activity Summary Report (GPR) for Program Year 2016
 GWINNETT COUNTY

Date: 28-Feb-2017
 Time: 18:01
 Page: 169

Income Category:

	Owner	Renter	Total	Person
Extremely Low	35	0	35	0
Low Mod	73	0	73	0
Moderate	35	0	35	0
Non Low Moderate	18	0	18	0
Total	161	0	161	0
Percent Low/Mod	88.8%		88.8%	

Annual Accomplishments

Years	Accomplishment Narrative	# Benefiting
2016	The IMPACT! Group expended \$45,110.57 expended to support the operating costs associated with the provision of housing and financial counseling to Gwinnett County residents.	



U.S. Department of Housing and Urban Development
 Office of Community Planning and Development
 Integrated Disbursement and Information System
 CDBG Activity Summary Report (GPR) for Program Year 2016
 GWINNETT COUNTY

Date: 28-Feb-2017
 Time: 18:01
 Page: 170

PGM Year: 2016
Project: 0012 - Public Services: Operating Costs of Homeless Programs
IDIS Activity: 2244 - The Salvation Army: Operating Costs - Home Sweet Home/Family Emergency Services

Status: Completed 11/30/2016 12:00:00 AM **Objective:** Create suitable living environments
Location: 3455 Sugarloaf Pkwy Lawrenceville, GA 30044-5402 **Outcome:** Availability/accessibility
Matrix Code: Operating Costs of Homeless/AIDS Patients Programs (03T) **National Objective:** LMC

Initial Funding Date: 08/18/2016

Description:
 The Salvation Army will use \$39,000.00 to finance operating costs of their emergency and transitional housing programs as well as vehicle maintenance and transportation costs.

Financing

	Fund Type	Grant Year	Grant	Funded Amount	Drawn In Program Year	Drawn Thru Program Year
CDBG	EN	2016	B16UC130004	\$39,000.00	\$39,000.00	\$39,000.00
Total	Total			\$39,000.00	\$39,000.00	\$39,000.00

Proposed Accomplishments

People (General) : 157

Actual Accomplishments

Number assisted:

	Owner		Renter		Total		Person	
	Total	Hispanic	Total	Hispanic	Total	Hispanic	Total	Hispanic
White:	0	0	0	0	0	0	348	87
Black/African American:	0	0	0	0	0	0	2,056	6
Asian:	0	0	0	0	0	0	25	0
American Indian/Alaskan Native:	0	0	0	0	0	0	0	0
Native Hawaiian/Other Pacific Islander:	0	0	0	0	0	0	0	0
American Indian/Alaskan Native & White:	0	0	0	0	0	0	0	0
Asian White:	0	0	0	0	0	0	0	0
Black/African American & White:	0	0	0	0	0	0	0	0
American Indian/Alaskan Native & Black/African American:	0	0	0	0	0	0	0	0
Other multi-racial:	0	0	0	0	0	0	105	2
Asian/Pacific Islander:	0	0	0	0	0	0	0	0
Hispanic:	0	0	0	0	0	0	0	0
Total:	0	0	0	0	0	0	2,534	95
Female-headed Households:	0		0		0			



U.S. Department of Housing and Urban Development
 Office of Community Planning and Development
 Integrated Disbursement and Information System
 CDBG Activity Summary Report (GPR) for Program Year 2016
 GWINNETT COUNTY

Date: 28-Feb-2017
 Time: 18:01
 Page: 171

Income Category:

	Owner	Renter	Total	Person
Extremely Low	0	0	0	40
Low Mod	0	0	0	2,493
Moderate	0	0	0	1
Non Low Moderate	0	0	0	0
Total	0	0	0	2,534
Percent Low/Mod				100.0%

Annual Accomplishments

Years	Accomplishment Narrative	# Benefitting
2015	The Salvation Army utilized \$39,000.00 to finance operating costs of their emergency and transitional housing programs as well as vehicle maintenance and transportation costs.	



U.S. Department of Housing and Urban Development
 Office of Community Planning and Development
 Integrated Disbursement and Information System
 CDBG Activity Summary Report (GPR) for Program Year 2016
 GWINNETT COUNTY

Date: 28-Feb-2017
 Time: 18:01
 Page: 172

PGM Year: 2016
Project: 0002 - Homeowner Housing Rehabilitation Program
IDIS Activity: 2254 - CDBG Program Income

Status: Open
Location: 446 W Crogan St Ste 275 Suite 275 Lawrenceville, GA 30046-2439

Objective: Create suitable living environments
Outcome: Availability/accessibility
Matrix Code: Rehabilitation Administration (14H) **National Objective:** LMH

Initial Funding Date: 09/29/2016

Description:
 Gwinnett County will use program income, estimated \$50,000, (if received) to rehabilitation homes to be occupied by eligible low- and moderate-income homeowners. The rehabilitation will occur using loans. The Homeowner Housing Rehabilitation Program operates on a countywide basis. Program income received will be utilized for Housing Rehabilitation Service Delivery costs and/or individual rehab loans.

Financing

	Fund Type	Grant Year	Grant	Funded Amount	Drawn In Program Year	Drawn Thru Program Year
CDBG	PI			\$32,000.00	\$25,477.00	\$25,477.00
Total	Total			\$32,000.00	\$25,477.00	\$25,477.00

Proposed Accomplishments

Housing Units : 10

Actual Accomplishments

Number assisted:

	Owner		Renter		Total		Person	
	Total	Hispanic	Total	Hispanic	Total	Hispanic	Total	Hispanic
White:	0	0	0	0	0	0		0
Black/African American:	0	0	0	0	0	0	0	0
Asian:	0	0	0	0	0	0	0	0
American Indian/Alaskan Native:	0	0	0	0	0	0	0	0
Native Hawaiian/Other Pacific Islander:	0	0	0	0	0	0	0	0
American Indian/Alaskan Native & White:	0	0	0	0	0	0	0	0
Asian White:	0	0	0	0	0	0	0	0
Black/African American & White:	0	0	0	0	0	0	0	0
American Indian/Alaskan Native & Black/African American:	0	0	0	0	0	0	0	0
Other multi-racial:	0	0	0	0	0	0	0	0
Asian/Pacific Islander:	0	0	0	0	0	0	0	0
Hispanic:	0	0	0	0	0	0	0	0
Total:	0	0	0	0	0	0	0	0



U.S. Department of Housing and Urban Development
Office of Community Planning and Development
Integrated Disbursement and Information System
CDBG Activity Summary Report (GPR) for Program Year 2016
GWINNETT COUNTY

Date: 28-Feb-2017
Time: 18:01
Page: 173

Female-headed Households: 0 0 0

Income Category:

	Owner	Renter	Total	Person
Extremely Low	0	0	0	0
Low Mod	0	0	0	0
Moderate	0	0	0	0
Non Low Moderate	0	0	0	0
Total	0	0	0	0
Percent Low/Mod				

Annual Accomplishments

No data returned for this view. This might be because the applied filter excludes all data.



U.S. Department of Housing and Urban Development
 Office of Community Planning and Development
 Integrated Disbursement and Information System
 CDBG Activity Summary Report (GPR) for Program Year 2016
 GWINNETT COUNTY

Date: 28-Feb-2017
 Time: 18:01
 Page: 174

PGM Year: 2015
Project: 0001 - Grant Administration
IDIS Activity: 2255 - WFN Office Admin

Status: Open Objective:
 Location: , Outcome:
 Matrix Code: General Program Administration (21A) National Objective:

Initial Funding Date: 03/21/2016

Description:
 County Admin for Office Equipment Rental Fees.

Financing

	Fund Type	Grant Year	Grant	Funded Amount	Drawn In Program Year	Drawn Thru Program Year
CDBG	EN	2015	B15UC130004	\$26,929.72	\$2,454.35	\$2,454.35
Total	Total			\$26,929.72	\$2,454.35	\$2,454.35

Proposed Accomplishments

Actual Accomplishments

Number assisted:

	Owner		Renter		Total		Person	
	Total	Hispanic	Total	Hispanic	Total	Hispanic	Total	Hispanic
White:					0	0		
Black/African American:					0	0		
Asian:					0	0		
American Indian/Alaskan Native:					0	0		
Native Hawaiian/Other Pacific Islander:					0	0		
American Indian/Alaskan Native & White:					0	0		
Asian White:					0	0		
Black/African American & White:					0	0		
American Indian/Alaskan Native & Black/African American:					0	0		
Other multi-racial:					0	0		
Asian/Pacific Islander:					0	0		
Hispanic:					0	0		
Total:	0	0	0	0	0	0	0	0
Female-headed Households:					0			

Income Category:

Owner Renter Total Person



U.S. Department of Housing and Urban Development
Office of Community Planning and Development
Integrated Disbursement and Information System
CDBG Activity Summary Report (GPR) for Program Year 2016
GWINNETT COUNTY

Date: 28-Feb-2017
Time: 18:01
Page: 175

Extremely Low			0	
Low Mod			0	
Moderate			0	
Non Low Moderate			0	
Total	0	0	0	0
Percent Low/Mod				

Annual Accomplishments

No data returned for this view. This might be because the applied filter excludes all data.



U.S. Department of Housing and Urban Development
 Office of Community Planning and Development
 Integrated Disbursement and Information System
 CDBG Activity Summary Report (GPR) for Program Year 2016
 GWINNETT COUNTY

Date: 28-Feb-2017
 Time: 18:01
 Page: 176

PGM Year: 2016
Project: 0030 - Public Services: Mental Health Services
IDIS Activity: 2258 - Hope Clinic: Operating Costs - Mental Health Services

Status: Open **Objective:** Create suitable living environments
Location: 121 Langley Dr Lawrenceville, GA 30046-6930 **Outcome:** Availability/accessibility
Matrix Code: Mental Health Services (05O) **National Objective:** LMC

Initial Funding Date: 08/18/2016

Description:

Funds will support the expansion of a program designed to address the mental health concerns of their patient population. This allocation will be used to hire professional clinicians who will be available to provide care 24 hoursday.

Financing

	Fund Type	Grant Year	Grant	Funded Amount	Drawn In Program Year	Drawn Thru Program Year
CDBG	EN	2016	B16UC130004	\$45,427.00	\$19,450.00	\$19,450.00
Total	Total			\$45,427.00	\$19,450.00	\$19,450.00

Proposed Accomplishments

People (General) : 199

Actual Accomplishments

Number assisted:

	Owner		Renter		Total		Person	
	Total	Hispanic	Total	Hispanic	Total	Hispanic	Total	Hispanic
White:	0	0	0	0	0	0		0
Black/African American:	0	0	0	0	0	0	0	0
Asian:	0	0	0	0	0	0	0	0
American Indian/Alaskan Native:	0	0	0	0	0	0	0	0
Native Hawaiian/Other Pacific Islander:	0	0	0	0	0	0	0	0
American Indian/Alaskan Native & White:	0	0	0	0	0	0	0	0
Asian White:	0	0	0	0	0	0	0	0
Black/African American & White:	0	0	0	0	0	0	0	0
American Indian/Alaskan Native & Black/African American:	0	0	0	0	0	0	0	0
Other multi-racial:	0	0	0	0	0	0	0	0
Asian/Pacific Islander:	0	0	0	0	0	0	0	0
Hispanic:	0	0	0	0	0	0	0	0
Total:	0	0	0	0	0	0	0	0
Female-headed Households:	0		0		0			



U.S. Department of Housing and Urban Development
Office of Community Planning and Development
Integrated Disbursement and Information System
CDBG Activity Summary Report (GPR) for Program Year 2016
GWINNETT COUNTY

Date: 28-Feb-2017
Time: 18:01
Page: 177

Income Category:

	Owner	Renter	Total	Person
Extremely Low	0	0	0	0
Low Mod	0	0	0	0
Moderate	0	0	0	0
Non Low Moderate	0	0	0	0
Total	0	0	0	0
Percent Low/Mod				

Annual Accomplishments

No data returned for this view. This might be because the applied filter excludes all data.



U.S. Department of Housing and Urban Development
 Office of Community Planning and Development
 Integrated Disbursement and Information System
 CDBG Activity Summary Report (GPR) for Program Year 2016
 GWINNETT COUNTY

Date: 28-Feb-2017
 Time: 18:01
 Page: 178

PGM Year: 2016
Project: 0031 - Construction: Parks, Recreational Facilities
IDIS Activity: 2259 - DoCS: Construction - Graves Park

Status: Open
Location: 1540 Graves Rd Norcross, GA 30093-3460

Objective: Create suitable living environments
Outcome: Availability/accessibility
Matrix Code: Parks, Recreational Facilities (03F) **National Objective:** LMA

Initial Funding Date: 08/19/2016

Description:
 Funding will pay for improvements to Norcross' Graves Park, including informal soccer fields and walking trails.

Financing

	Fund Type	Grant Year	Grant	Funded Amount	Drawn In Program Year	Drawn Thru Program Year
CDBG	EN	2016	B16UC130004	\$296,300.00	\$0.00	\$0.00
Total	Total			\$296,300.00	\$0.00	\$0.00

Proposed Accomplishments
 Public Facilities : 1
 Total Population in Service Area: 6,180
 Census Tract Percent Low / Mod: 93.70

Annual Accomplishments
 No data returned for this view. This might be because the applied filter excludes all data.



U.S. Department of Housing and Urban Development
 Office of Community Planning and Development
 Integrated Disbursement and Information System
 CDBG Activity Summary Report (GPR) for Program Year 2016
 GWINNETT COUNTY

Date: 28-Feb-2017
 Time: 18:01
 Page: 181

PGM Year: 2016
Project: 0020 - Public Services: Health Services
IDIS Activity: 2283 - Catholic Charities: Bilingual Mental Health Counseling

Status: Canceled 1/3/2017 1:31:12 PM
Location: 801 Tom Smith Rd SW Lilburn, GA 30047-2215

Objective: Create suitable living environments
Outcome: Availability/accessibility
Matrix Code: Mental Health Services (05O) **National Objective:** LMC

Initial Funding Date: 08/19/2016

Description:

Financing

No data returned for this view. This might be because the applied filter excludes all data.

Proposed Accomplishments

People (General) : 137

Actual Accomplishments

Number assisted:

	Owner		Renter		Total		Person	
	Total	Hispanic	Total	Hispanic	Total	Hispanic	Total	Hispanic
White:	0	0	0	0	0	0		0
Black/African American:	0	0	0	0	0	0	0	0
Asian:	0	0	0	0	0	0	0	0
American Indian/Alaskan Native:	0	0	0	0	0	0	0	0
Native Hawaiian/Other Pacific Islander:	0	0	0	0	0	0	0	0
American Indian/Alaskan Native & White:	0	0	0	0	0	0	0	0
Asian White:	0	0	0	0	0	0	0	0
Black/African American & White:	0	0	0	0	0	0	0	0
American Indian/Alaskan Native & Black/African American:	0	0	0	0	0	0	0	0
Other multi-racial:	0	0	0	0	0	0	0	0
Asian/Pacific Islander:	0	0	0	0	0	0	0	0
Hispanic:	0	0	0	0	0	0	0	0



U.S. Department of Housing and Urban Development
Office of Community Planning and Development
Integrated Disbursement and Information System
CDBG Activity Summary Report (GPR) for Program Year 2016
GWINNETT COUNTY

Date: 28-Feb-2017
Time: 18:01
Page: 184

Income Category:

	Owner	Renter	Total	Person
Extremely Low	0	0	0	0
Low Mod	0	0	0	0
Moderate	0	0	0	0
Non Low Moderate	0	0	0	0
Total	0	0	0	0
Percent Low/Mod				

Annual Accomplishments

No data returned for this view. This might be because the applied filter excludes all data.



U.S. Department of Housing and Urban Development
Office of Community Planning and Development
Integrated Disbursement and Information System
CDBG Activity Summary Report (GPR) for Program Year 2016
GWINNETT COUNTY

Date: 28-Feb-2017

Time: 18:01

Page: 187

Total Funded Amount:	\$32,379,699.97
Total Drawn Thru Program Year:	\$28,944,956.29
Total Drawn In Program Year:	\$7,097,954.22

U.S. DEPARTMENT OF HOUSING AND
URBAN DEVELOPMENT
OFFICE OF COMMUNITY PLANNING AND
DEVELOPMENT

DATE: 2/28/2017
TIME: 6:02:59 PM
PAGE: 1/4

PR06 - Summary of Consolidated Plan
Projects for Report Year

IDIS

Plan IDIS
Year Project **Project Title and Description**

2016 1	Grant Administration	Overall grant program administration, including (but not limited to) salaries, wages, and related costs of grantee staff or others engaged in program management, monitoring, and evaluation.
2	Homeowner Housing Rehabilitation Program	The program provides 0% interest five year deferred-payment loans to income-eligible homeowners to make necessary repairs to their Gwinnett County homes.
3	Housing Services Delivery Costs	Project covers housing services delivery costs associated with programs funded with both CDBG and HOME.
4	Administration - Homeowner Housing Rehabilitation Program	Costs related to the administration and management of the Homeowner Housing Rehabilitation Program.
5	Administration - Downpayment Assistance Program	CDBG funding for administrative costs of for HOME program activities eligible under 570.206(i)(2).
6	Infrastructure Improvements: Water/Sewer	Construction, repair, and/or replacement of water and sewer systems.
7	Infrastructure Improvements: Youth Centers	Construction, repair and/or replacement of streets and sidewalks that serve youth centers.
8	Infrastructure Improvements: Streets	Construction, repair and/or replacement of streets.
9	Infrastructure Improvements: Sidewalks	Construction, repair, replacement, and/or activities to improve the ADA accessibility of, sidewalks.
10	Health Care Facility Renovation	CDBG funding for the renovation of Good Samaritan Health Center.
11	Building Renovation: Child Care Centers	CDBG funding for renovations to improve safety and services at child care centers.
12	Public Services: Operating Costs of Homeless Programs	CDBG funding to support the operations of programs that provide services to the homeless and at-risk of homeless populations.
13	Public Services: Equipment Purchases for Seniors	CDBG funding for purchases of equipment to be used for adults ages 62 and over.
14	Public Services: Handicapped Services	CDBG funding for services benefiting developmentally disabled adults.
15	Public Services: Legal Services	CDBG funding to support the provision of legal services to low to moderate-income and homeless persons.
16	Public Services: Battered Spouses	CDBG funding to support the operating costs of providing emergency lodging to survivors of domestic violence.
17	Public Services: Housing Counseling	CDBG funding to support programs that provide housing counseling services.
18	Public Services: Fair Housing	CDBG funding to support fair housing activities.
19	Public Services: Child Care Services	CDBG funding to support activities that improve the safety and conditions of child care centers.
20	Public Services: Health Services	CDBG funding to support the provision of primary and specialty health care services.
21	Public Services: Abused/Neglected Children	CDBG funding to support programs offered to abused and/or neglected children under 18.
22	Building Renovation: Handicapped Centers	CDBG funding for acquisition, construction, and/or renovations to buildings that house programs for the developmentally disabled.
23	CHDO Operating	Funding set aside for the operations of certified Community Housing Development Organizations (CHDOs).
24	CHDO Reserve	Funding reserved for CHDO activities, including the acquisition/rehabilitation/disposition of single-family homes.
25	Acquisition/Rehabilitation/Disposition of Single-Family Homes	Funding for HOME subrecipients to acquire, rehabilitate and sell single-family homes to low to moderate-income homebuyers.

U.S. DEPARTMENT OF HOUSING AND
URBAN DEVELOPMENT
OFFICE OF COMMUNITY PLANNING AND
DEVELOPMENT

DATE: 2/28/2017
TIME: 6:02:59 PM
PAGE: 2/4

PR06 - Summary of Consolidated Plan
Projects for Report Year

IDIS

Program	Project Estimate	Committed Amount	Amount Drawn Thru Report Year	Amount Available to Draw	Amount Drawn in Report Year
CDBG	\$678,676.00	\$678,676.00	\$0.00	\$678,676.00	\$0.00
HOME	\$150,961.00	\$150,961.00	\$0.00	\$150,961.00	\$0.00
CDBG	\$350,000.00	\$382,000.00	\$35,958.00	\$346,042.00	\$35,958.00
CDBG	\$54,889.43	\$54,889.43	\$42,355.72	\$12,533.71	\$42,355.72
CDBG	\$116,601.00	\$116,601.00	\$0.00	\$116,601.00	\$0.00
CDBG	\$70,000.00	\$70,000.00	\$0.00	\$70,000.00	\$0.00
CDBG	\$675,000.00	\$675,000.00	\$511,995.75	\$163,004.25	\$511,995.75
CDBG	\$90,000.00	\$90,000.00	\$84,035.09	\$5,964.91	\$84,035.09
CDBG	\$300,000.00	\$300,000.00	\$254,185.80	\$45,814.20	\$254,185.80
CDBG	\$674,719.00	\$674,719.00	\$276,764.91	\$397,954.09	\$276,764.91
CDBG	\$734,720.00	\$734,720.00	\$734,720.00	\$0.00	\$734,720.00
CDBG	\$8,394.00	\$8,394.00	\$0.00	\$8,394.00	\$0.00
CDBG	\$150,000.00	\$150,000.00	\$99,256.96	\$50,743.04	\$99,256.96
CDBG	\$64,568.00	\$64,568.00	\$64,568.00	\$0.00	\$64,568.00
CDBG	\$84,405.00	\$84,405.00	\$67,405.00	\$17,000.00	\$67,405.00
CDBG	\$60,000.00	\$60,000.00	\$18,553.40	\$41,446.60	\$18,553.40
CDBG	\$42,057.00	\$42,057.00	\$11,352.54	\$30,704.46	\$11,352.54
CDBG	\$115,110.57	\$115,110.57	\$96,343.87	\$18,766.70	\$96,343.87
CDBG	\$15,000.00	\$15,000.00	\$10,108.04	\$4,891.96	\$10,108.04
CDBG	\$16,027.00	\$16,027.00	\$16,027.00	\$0.00	\$16,027.00
CDBG	\$71,000.00	\$71,000.00	\$52,013.14	\$18,986.86	\$52,013.14
CDBG	\$50,000.00	\$50,000.00	\$45,940.41	\$4,059.59	\$45,940.41
CDBG	\$240,600.00	\$240,600.00	\$6,559.92	\$234,040.08	\$6,559.92
HOME	\$50,000.00	\$0.00	\$0.00	\$0.00	\$0.00
HOME	\$251,467.00	\$0.00	\$0.00	\$0.00	\$0.00
HOME	\$500,000.00	\$284,825.14	\$400.00	\$284,425.14	\$400.00

U.S. DEPARTMENT OF HOUSING AND
 URBAN DEVELOPMENT
 OFFICE OF COMMUNITY PLANNING AND
 DEVELOPMENT

DATE: 2/28/2017
 TIME: 6:02:59 PM
 PAGE: 3/4

PR06 - Summary of Consolidated Plan
 Projects for Report Year

IDIS

Plan IDIS
Year Project Project Title and Description

2016 26	Rental Housing Programs	HOME funding for the acquisition and rehabilitation of single and multi-family homes to be used as rental properties for low to moderate-income individuals and families.
27	Land Acquisition	Funding to be utilized for the acquisition of vacant land to be used for the affordable housing development for low and moderate-income persons.
28	Hearth Act Emergency Solutions Grant	Funding will support programs to reduce and prevent homelessness. Activities will also include program administration and HMIS.
29	Homestretch Downpayment Assistance Program (DPA)	Funding for Gwinnett County's DPA program, which provides income-eligible first-time homebuyers with 0% interest soft second mortgage of \$7,500 to offset closing and downpayment costs associated with the purchase of eligible Gwinnett County properties.
30	Public Services: Mental Health Services	Funding for operating costs of programs that provide mental health treatment to Gwinnett County residents.
31	Construction: Parks, Recreational Facilities	Funding for activities to construct amenities within Gwinnett County Parks.
32	Building Renovations: Senior Center	A total of \$161,400 in CDBG Funding will be utilized to provide additional renovations to the Lawrenceville Senior Center.

U.S. DEPARTMENT OF HOUSING AND
 URBAN DEVELOPMENT
 OFFICE OF COMMUNITY PLANNING AND
 DEVELOPMENT
 PR06 - Summary of Consolidated Plan
 Projects for Report Year

DATE: 2/28/2017
 TIME: 6:02:59 PM
 PAGE: 4/4

IDIS

Program	Project Estimate	Committed Amount	Amount Drawn Thru Report Year	Amount Available to Draw	Amount Drawn in Report Year
HOME	\$300,000.00	\$0.00	\$0.00	\$0.00	\$0.00
HOME	\$100,000.00	\$32,417.54	\$0.00	\$32,417.54	\$0.00
HESG	\$472,648.00	\$472,648.00	\$23,754.85	\$448,893.15	\$23,754.85
HOME	\$207,191.00	\$322,500.00	\$67,500.00	\$255,000.00	\$67,500.00
CDBG	\$70,427.00	\$70,427.00	\$40,739.78	\$29,687.22	\$40,739.78
CDBG	\$296,300.00	\$296,300.00	\$0.00	\$296,300.00	\$0.00
CDBG	\$161,400.00	\$161,400.00	\$0.00	\$161,400.00	\$0.00

U.S. Department of Housing and Urban Development
 Office of Community Planning and Development
 Integrated Disbursement and Information System
 Program Income Details by Fiscal Year and Program
 GWINNETT COUNTY,GA

Report for Program:CDBG, HOME, HESG

*Data Only Provided for Time Period Queried:01-01-2016 to 12-31-2016

Program Year	Program	Associated Grant Number	Fund Type	Estimated Income for Year	Transaction	Voucher #	Voucher Created	Voucher Type	IDIS Proj. ID	IDIS Actv. ID	Matrix Code	Received/Drawn Amount	
2014	HOME	M14UC130210	PI	190,000.00									
			PI		DRAWS								
						5982165-004	11-09-16	PY	29	2294		7,500.00	
												Receipts	
												PI Draws	7,500.00
												PA Draws	0.00
												Balance	(7,500.00)
2014	HOME	M14UC130210										Total Local Account Receipts	
												Total Local Account Draws	7,500.00
												Total Local Account Balance	(7,500.00)
2015	CDBG	B15UC130004	PI	0.00									
					DRAWS								
						5969085-002	09-29-16	PY	2	2254	14H	1,457.02	
												PI Receipts	
												PI Draws	1,457.02
												PI Balance	(1,457.02)
2015	CDBG											Total CDBG Receipts*:	
												Total CDBG Draws against Receipts*:	1,457.02
												Total CDBG Receipt Fund Balance*:	(1,457.02)

Program Year	Program	Associated Grant Number	Fund Type	Estimated Income for Year	Transaction	Voucher #	Voucher Created	Voucher Type	IDIS Proj. ID	IDIS Actv. ID	Matrix Code	Receipted/Drawn Amount
2016	HOME	M16UC130210	PI	0.00								
					RECEIPTS							
						5188474001	03-16-16					221.67
						5188493001	03-16-16					22,572.18
						5188579001	03-16-16					1,500.00
						5188612001	03-17-16					3,000.00
						5188613001	03-17-16					1,500.00
						5188614001	03-17-16					1,500.00
						5188621001	03-17-16					3,000.00
						5188627001	03-17-16					1,500.00
						5189114001	03-23-16					5,713.34
						5192390001	04-29-16					3,024.71
						5194205001	05-23-16					1,500.00
						5194206001	05-23-16					6,000.00
						5194207001	05-23-16					1,500.00
						5198130001	07-08-16					10,500.00
						5198584001	07-14-16					3,500.00
						5198864001	07-19-16					4,369.02
						5200184001	08-08-16					1,500.00
						5200185001	08-08-16					60.00
						5204005001	09-22-16					1,500.00
						5208031001	11-09-16					3,000.00
						5208217001	11-14-16					1,500.00
			PI		DRAWS							
						5968922001	09-29-16	PY	29	2275		7,500.00
						5968922002	09-29-16	PY	29	2276		7,500.00
						5968922003	09-29-16	PY	29	2282		1,560.00
						5978016001	10-27-16	PY	15	2262		7,500.00
						5978016002	10-27-16	PY	29	2263		7,500.00
						5978016003	10-27-16	PY	29	2264		7,500.00
						5978016004	10-27-16	PY	29	2265		7,500.00

Program Year	Associated Program	Fund Grant Number	Estimated Income for Year	Transaction	Voucher #	Voucher Created	Voucher Type	IDIS Proj. ID	IDIS Actv. ID	Matrix Code	Receipted/Drawn Amount
					5978016-005	10-27-16	PY	29	2277		3,369.02
					5982167-001	11-09-16	PY	29	2298		1,500.00
										Receipts	78,460.92
										PI Draws	51,429.02
										PA Draws	0.00
										Balance	27,031.90
2016	HOME	M16UC130210								Total Local Account Receipts	78,460.92
										Total Local Account Draws	51,429.02
										Total Local Account Balance	27,031.90



U.S. Department of Housing and Urban Development
 Office of Community Planning and Development
 Integrated Disbursement and Information System
 Status of HOME Activities - Entitlement
 GWINNETT COUNTY, GA

DATE: 02-28-17
 TIME: 18:05
 PAGE: 1

IDIS - PR22

Tenure Type	Activity Type	IDIS Activity	Activity Address	Activity Status	Status Date	Total Units	Home Units	Initial Funding Date	Committed Amount	Drawn Amount	PCT
Rental	ACQUISITION AND REHABILITATION	2086	3277 Delma Ct , Duluth GA, 30096	Completed	05/17/16	2	2	10/29/14	\$208,729.85	\$208,729.85	100.00%
Rental	ACQUISITION AND REHABILITATION	2267	934 Tree Creek Blvd , Lawrenceville GA, 30043	Open	01/13/17	0	0	06/02/16	\$99,575.50	\$86,794.33	87.16%
Homebuyer	ACQUISITION ONLY	2176	998 High Tide Trl , Loganville GA, 30052	Completed	09/22/16	1	1	07/29/15	\$7,500.00	\$7,500.00	100.00%
Homebuyer	ACQUISITION ONLY	2180	5256 Rails Way , Norcross GA, 30071	Completed	05/17/16	1	1	07/29/15	\$7,500.00	\$7,500.00	100.00%
Homebuyer	ACQUISITION ONLY	2187	1117 Sawgrass Ct SW , Lilburn GA, 30047	Completed	05/17/16	1	1	12/30/15	\$7,500.00	\$7,500.00	100.00%
Homebuyer	ACQUISITION ONLY	2188	801 Old Peachtree Rd NW Unit 95 Unit 95 , Lawrenceville GA, 30043	Completed	05/17/16	1	1	08/21/15	\$7,500.00	\$7,500.00	100.00%
Homebuyer	ACQUISITION ONLY	2192	2855 Cordite Loop , Snellville GA, 30039	Completed	05/17/16	1	1	12/30/15	\$7,500.00	\$7,500.00	100.00%
Homebuyer	ACQUISITION ONLY	2193	902 Alysum Ave , Lawrenceville GA, 30045	Completed	05/17/16	1	1	12/30/15	\$7,500.00	\$7,500.00	100.00%
Homebuyer	ACQUISITION ONLY	2194	5260 Gable Ridge Way , Sugar Hill GA, 30518	Completed	05/17/16	1	1	12/30/15	\$7,500.00	\$7,500.00	100.00%
Homebuyer	ACQUISITION ONLY	2198	4660 Duration Ct , Snellville GA, 30039	Completed	05/17/16	1	1	12/30/15	\$7,500.00	\$7,500.00	100.00%
Homebuyer	ACQUISITION ONLY	2199	335 Whisper Way , Dacula GA, 30019	Completed	05/17/16	1	1	12/30/15	\$7,500.00	\$7,500.00	100.00%
Homebuyer	ACQUISITION ONLY	2200	1289 Herrington Rd , Lawrenceville GA, 30044	Completed	05/17/16	1	1	12/30/15	\$7,500.00	\$7,500.00	100.00%
Homebuyer	ACQUISITION ONLY	2204	5050 Sioux Cir NW , Lilburn GA, 30047	Completed	05/17/16	1	1	12/30/15	\$7,500.00	\$7,500.00	100.00%
Homebuyer	ACQUISITION ONLY	2205	2161 Ferentz Trce , Norcross GA, 30071	Completed	05/17/16	1	1	12/30/15	\$7,500.00	\$7,500.00	100.00%
Homebuyer	ACQUISITION ONLY	2206	4272 Marci St , Snellville GA, 30039	Completed	05/17/16	1	1	12/30/15	\$7,500.00	\$7,500.00	100.00%
Homebuyer	ACQUISITION ONLY	2207	429 Hardy Drive , Lawrenceville GA, 30045	Completed	09/22/16	1	1	12/30/15	\$7,500.00	\$7,500.00	100.00%
Homebuyer	ACQUISITION ONLY	2209	1050 Brushystone Dr , Loganville GA, 30052	Completed	08/18/16	1	1	03/03/16	\$7,500.00	\$7,500.00	100.00%
Homebuyer	ACQUISITION ONLY	2252	1040 Melrose Park Pl , Lawrenceville GA, 30044	Completed	08/29/16	1	1	04/08/16	\$7,500.00	\$7,500.00	100.00%
Homebuyer	ACQUISITION ONLY	2253	5556 Apple Grove Rd , Buford GA, 30519	Completed	08/29/16	1	1	04/08/16	\$7,500.00	\$7,500.00	100.00%
Homebuyer	ACQUISITION ONLY	2262	954 Haley Woods Ln , Lawrenceville GA, 30043	Completed	01/05/17	1	1	08/18/16	\$7,500.00	\$7,500.00	100.00%



U.S. Department of Housing and Urban Development
 Office of Community Planning and Development
 Integrated Disbursement and Information System
 Status of HOME Activities - Entitlement
 GWINNETT COUNTY, GA

DATE: 02-28-17
 TIME: 18:05
 PAGE: 2

IDIS - PR22

Tenure Type	Activity Type	IDIS Activity	Activity Address	Activity Status	Status Date	Total Units	Home Units	Initial Funding Date	Committed Amount	Drawn Amount	PCT
Homebuyer	ACQUISITION ONLY	2263	4075 Crestwater Ln , Snellville GA, 30039	Completed	01/04/17	1	1	08/18/16	\$7,500.00	\$7,500.00	100.00%
Homebuyer	ACQUISITION ONLY	2264	208 Timber Gate Dr , Lawrenceville GA, 30045	Completed	01/05/17	1	1	08/18/16	\$7,500.00	\$7,500.00	100.00%
Homebuyer	ACQUISITION ONLY	2265	5598 Executive Way , Norcross GA, 30071	Completed	01/05/17	1	1	08/18/16	\$7,500.00	\$7,500.00	100.00%
Homebuyer	ACQUISITION ONLY	2270	2389 Centenary Way Court , Dacula GA, 30019	Open	11/10/16	0	0	11/10/16	\$7,500.00	\$0.00	0.00%
Homebuyer	ACQUISITION ONLY	2272	4785 Duration Ct , Snellville GA, 30039	Completed	01/04/17	1	1	08/18/16	\$7,500.00	\$7,500.00	100.00%
Homebuyer	ACQUISITION ONLY	2275	1369 Sisters Ct , Lawrenceville GA, 30043	Completed	01/05/17	1	1	09/14/16	\$7,500.00	\$7,500.00	100.00%
Homebuyer	ACQUISITION ONLY	2276	113 Forest St , Buford GA, 30518	Completed	01/04/17	1	1	09/14/16	\$7,500.00	\$7,500.00	100.00%
Homebuyer	ACQUISITION ONLY	2277	2394 Laurelfeld Dr , Grayson GA, 30017	Completed	01/04/17	1	1	09/22/16	\$7,500.00	\$7,500.00	100.00%
Homebuyer	ACQUISITION ONLY	2278	2257 Hawks Bluff Trl , Lawrenceville GA, 30044	Completed	02/16/17	1	1	09/14/16	\$7,500.00	\$7,500.00	100.00%
Homebuyer	ACQUISITION ONLY	2279	2831 Farmstead Ct , Grayson GA, 30017	Open	01/27/17	1	1	12/16/16	\$7,500.00	\$0.00	0.00%
Homebuyer	ACQUISITION ONLY	2281	3608 Bob White Ln , Loganville GA, 30052	Final Draw	01/13/17	0	0	10/27/16	\$32,417.54	\$32,417.54	100.00%
Homebuyer	ACQUISITION ONLY	2282	1135 Red Oak Cv , Tucker GA, 30084	Completed	01/05/17	1	1	09/14/16	\$7,500.00	\$7,500.00	100.00%
Homebuyer	ACQUISITION ONLY	2286	3893 Potomac Walk Ct , Loganville GA, 30052	Completed	02/16/17	1	1	10/28/16	\$7,500.00	\$7,500.00	100.00%
Homebuyer	ACQUISITION ONLY	2287	122 Amelia Creek Way , Lawrenceville GA, 30045	Completed	02/16/17	1	1	10/28/16	\$7,500.00	\$7,500.00	100.00%
Homebuyer	ACQUISITION ONLY	2294	1384 Strasbourg Ct , Norcross GA, 30093	Completed	02/16/17	1	1	11/03/16	\$7,500.00	\$7,500.00	100.00%
Homebuyer	ACQUISITION ONLY	2295	1563 Nicole Ridge Ct , Loganville GA, 30052	Open	11/03/16	0	0	11/03/16	\$7,500.00	\$0.00	0.00%
Homebuyer	ACQUISITION ONLY	2296	3440 Millenium View Dr , Snellville GA, 30039	Completed	02/16/17	1	1	09/20/16	\$7,500.00	\$7,500.00	100.00%
Homebuyer	ACQUISITION ONLY	2298	306 Olde Mill Ln , Norcross GA, 30093	Completed	02/16/17	1	1	10/28/16	\$7,500.00	\$7,500.00	100.00%
Homebuyer	ACQUISITION ONLY	2299	3130 Jordan Crest Ct , Lawrenceville GA, 30044	Completed	02/16/17	1	1	11/03/16	\$7,500.00	\$7,500.00	100.00%
Homebuyer	ACQUISITION ONLY	2300	1040 Melrose Park Pl , Lawrenceville GA, 30044	Completed	02/16/17	1	1	01/04/17	\$7,500.00	\$7,500.00	100.00%
Homebuyer	ACQUISITION ONLY	2301	1940 Ferentz Trce , Norcross GA, 30071	Completed	02/16/17	1	1	11/03/16	\$7,500.00	\$7,500.00	100.00%



U.S. Department of Housing and Urban Development
 Office of Community Planning and Development
 Integrated Disbursement and Information System
 Status of HOME Activities - Entitlement
 GWINNETT COUNTY, GA

DATE: 02-28-17
 TIME: 18:05
 PAGE: 3

IDIS - PR22

Tenure Type	Activity Type	IDIS Activity	Activity Address	Activity Status	Status Date	Total Units	Home Units	Initial Funding Date	Committed Amount	Drawn Amount	PCT
Homebuyer	ACQUISITION ONLY	2302	1561 Rose Garden Ln , Loganville GA, 30052	Completed	02/16/17	1	1	10/04/16	\$7,500.00	\$7,500.00	100.00%
Homebuyer	ACQUISITION ONLY	2304	1241 Owen Cir , Sugar Hill GA, 30518	Completed	02/16/17	1	1	10/04/16	\$7,500.00	\$7,500.00	100.00%
Homebuyer	ACQUISITION ONLY	2308	495 Dacula Ridge Ct , Dacula GA, 30019	Canceled	02/10/17	0	0	11/02/16	\$0.00	\$0.00	0.00%
Homebuyer	ACQUISITION ONLY	2309	1682 Greyleaf Ln , Dacula GA, 30019	Completed	02/16/17	1	1	11/02/16	\$7,500.00	\$7,500.00	100.00%
Homebuyer	ACQUISITION ONLY	2310	4805 Notting Glen Ln , Snellville GA, 30039	Canceled	02/10/17	0	0	11/02/16	\$0.00	\$0.00	0.00%
Homebuyer	ACQUISITION ONLY	2311	2823 Bicentennial Dr , Stone Mountain GA, 30087	Open	11/02/16	0	0	11/02/16	\$7,500.00	\$0.00	0.00%
Homebuyer	ACQUISITION ONLY	2312	505 Olde Mill Ln , Norcross GA, 30093	Canceled	02/10/17	0	0	11/02/16	\$0.00	\$0.00	0.00%
Homebuyer	ACQUISITION ONLY	2313	505 Olde Mill Ln , Norcross GA, 30093	Final Draw	01/23/17	0	0	11/02/16	\$7,500.00	\$7,500.00	100.00%
Homebuyer	ACQUISITION ONLY	2315	2760 Trotters Pointe Dr , Snellville GA, 30039	Open	11/08/16	0	0	11/08/16	\$7,500.00	\$0.00	0.00%
Homebuyer	ACQUISITION ONLY	2316	2956 Arden Way , Snellville GA, 30039	Final Draw	01/23/17	0	0	12/06/16	\$7,500.00	\$7,500.00	100.00%
Homebuyer	ACQUISITION ONLY	2318	1004 Bay Ridge Dr , Lawrenceville GA, 30045	Canceled	02/10/17	0	0	12/02/16	\$0.00	\$0.00	0.00%
Homebuyer	ACQUISITION ONLY	2321	3905 Michaels Creek Way , Loganville GA, 30052	Open	12/02/16	0	0	12/02/16	\$7,500.00	\$0.00	0.00%
Homebuyer	ACQUISITION ONLY	2322	247 Prince Anthony Dr , Lawrenceville GA, 30044	Final Draw	01/23/17	0	0	12/06/16	\$7,500.00	\$7,500.00	100.00%
Homebuyer	ACQUISITION ONLY	2323	1394 Rustlewood Ct SW , Lilburn GA, 30047	Final Draw	01/23/17	0	0	12/12/16	\$7,500.00	\$7,500.00	100.00%
Homebuyer	ACQUISITION ONLY	2324	2181 Oakland Grove Pl , Lawrenceville GA, 30044	Final Draw	01/23/17	0	0	12/13/16	\$7,500.00	\$7,500.00	100.00%
Homebuyer	ACQUISITION ONLY	2325	108 Belmont Ln , Lawrenceville GA, 30046	Open	12/13/16	0	0	12/13/16	\$7,500.00	\$0.00	0.00%
Homebuyer	ACQUISITION ONLY	2326	1869 Appaloosa Ln , Buford GA, 30519	Open	12/19/16	0	0	12/19/16	\$7,500.00	\$0.00	0.00%
Homebuyer	ACQUISITION ONLY	2327	3956 Ferncliff Rd , Snellville GA, 30039	Open	12/15/16	0	0	12/15/16	\$7,500.00	\$0.00	0.00%
Homebuyer	ACQUISITION ONLY	2328	1830 Jerry Way , Norcross GA, 30093	Open	12/16/16	0	0	12/16/16	\$7,500.00	\$0.00	0.00%
Homebuyer	ACQUISITION ONLY	2329	3796 Ferncliff Rd , Snellville GA, 30039	Open	12/19/16	0	0	12/19/16	\$7,500.00	\$0.00	0.00%
Homebuyer	ACQUISITION ONLY	2330	3243 Willow Ridge Cir SW , Gainesville GA, 30504	Open	02/08/17	0	0	02/08/17	\$7,500.00	\$0.00	0.00%



U.S. Department of Housing and Urban Development
 Office of Community Planning and Development
 Integrated Disbursement and Information System
 Status of HOME Activities - Entitlement
 GWINNETT COUNTY, GA

DATE: 02-28-17
 TIME: 18:05
 PAGE: 4

IDIS - PR22

Tenure Type	Activity Type	IDIS Activity	Activity Address	Activity Status	Status Date	Total Units	Home Units	Initial Funding Date	Committed Amount	Drawn Amount	PCT
Homebuyer	ACQUISITION ONLY	2335	2133 Wood Terrace Rdg , Doraville GA, 30340	Open	02/08/17	0	0	02/08/17	\$7,500.00	\$0.00	0.00%
Homebuyer	ACQUISITION ONLY	2336	3960 Suwanee Place Dr , Suwanee GA, 30024	Open	02/10/17	0	0	02/10/17	\$7,500.00	\$0.00	0.00%
Homebuyer	ACQUISITION ONLY	2337	2500 Pleasant Hill Rd , Duluth GA, 30096	Open	02/10/17	0	0	02/10/17	\$7,500.00	\$0.00	0.00%
Homebuyer	ACQUISITION ONLY	2339	1933 Suwanee Ter , Lawrenceville GA, 30043	Open	02/16/17	0	0	02/16/17	\$7,500.00	\$0.00	0.00%
Homebuyer	ACQUISITION ONLY	2340	8454 Hightower Trl , Snellville GA, 30039	Open	02/16/17	0	0	02/16/17	\$7,500.00	\$0.00	0.00%
Homebuyer	ACQUISITION ONLY	2341	543 Hardy Ives Ln , Lawrenceville GA, 30045	Open	02/17/17	0	0	02/17/17	\$7,500.00	\$0.00	0.00%
Homebuyer	ACQUISITION AND REHABILITATION	1970	2225 Stoneoak Dr , Lawrenceville GA, 30043	Completed	09/22/16	1	1	06/12/13	\$120,904.62	\$120,904.62	100.00%
Homebuyer	ACQUISITION AND REHABILITATION	2058	136 Spring Walk Way , Lawrenceville GA, 30046	Completed	05/31/16	1	1	10/29/14	\$171,515.50	\$171,515.50	100.00%
Homebuyer	ACQUISITION AND REHABILITATION	2059	5155 Bridle Point Pkwy , Snellville GA, 30039	Completed	01/05/17	1	1	07/30/15	\$184,881.21	\$184,881.21	100.00%
Homebuyer	ACQUISITION AND REHABILITATION	2146	640 Paden Mill Trl , Lawrenceville GA, 30044	Open	10/13/16	0	0	07/30/15	\$203,784.32	\$171,802.42	84.31%
Homebuyer	ACQUISITION AND REHABILITATION	2147	1379 Sisters Ct , Lawrenceville GA, 30043	Final Draw	01/13/17	0	0	01/21/16	\$198,534.37	\$198,534.37	100.00%
Homebuyer	ACQUISITION AND REHABILITATION	2162	840 Melrose Park Pl , Lawrenceville GA, 30044	Completed	01/04/17	1	1	07/30/15	\$197,346.96	\$197,346.96	100.00%
Homebuyer	ACQUISITION AND REHABILITATION	2189	1870 Surrey Hill Cir , Lawrenceville GA, 30044	Open	11/01/16	0	0	09/29/16	\$94,661.56	\$37,210.92	39.31%
Homebuyer	ACQUISITION AND REHABILITATION	2190	3553 Rosebud Park Ct , Snellville GA, 30039	Final Draw	01/13/17	1	1	12/30/15	\$191,587.60	\$191,587.60	100.00%
Homebuyer	ACQUISITION AND REHABILITATION	2201	1870 Surrey Hill Cir , Lawrenceville GA, 30044	Open	01/29/16	1	1	10/26/15	\$91,287.51	\$76,312.51	83.60%
Homebuyer	ACQUISITION AND REHABILITATION	2202	3553 Rosebud Park Ct , Snellville GA, 30039	Canceled	10/28/16	0	0	10/26/15	\$0.00	\$0.00	0.00%



U.S. Department of Housing and Urban Development
 Office of Community Planning and Development
 Integrated Disbursement and Information System
 Status of HOME Activities - Entitlement
 GWINNETT COUNTY, GA

DATE: 02-28-17
 TIME: 18:05
 PAGE: 5

IDIS - PR22

Tenure Type	Activity Type	IDIS Activity	Activity Address	Activity Status	Status Date	Total Units	Home Units	Initial Funding Date	Committed Amount	Drawn Amount	PCT
Homebuyer	ACQUISITION AND REHABILITATION	2203	1224 Luther Way , Lawrenceville GA, 30043	Open	01/23/17	0	0	01/21/16	\$197,358.54	\$192,970.83	97.78%
Homebuyer	ACQUISITION AND REHABILITATION	2208	628 Brighton Park Pl , Lawrenceville GA, 30046	Final Draw	01/13/17	0	0	03/03/16	\$192,500.75	\$192,500.75	100.00%
Homebuyer	ACQUISITION AND REHABILITATION	2256	6186 Summit Trl , Norcross GA, 30092	Open	01/13/17	1	1	04/01/16	\$173,084.39	\$157,346.10	90.91%
Homebuyer	ACQUISITION AND REHABILITATION	2273	2130 Bankston Cir , Snellville GA, 30078	Final Draw	02/01/17	0	0	09/29/16	\$189,480.15	\$189,480.15	100.00%
Homebuyer	ACQUISITION AND REHABILITATION	2274	900 Chippendale Ln , Norcross GA, 30093	Final Draw	01/23/17	0	0	09/29/16	\$130,345.33	\$130,345.33	100.00%
Homebuyer	ACQUISITION AND REHABILITATION	2293	2765 Hidden Creek Dr , Loganville GA, 30052	Open	01/13/17	0	0	09/14/16	\$51,814.32	\$15,300.00	29.53%
Homebuyer	ACQUISITION AND REHABILITATION	2297	5317 Pinnacle Peak Ln , Norcross GA, 30071	Open	01/13/17	0	0	10/28/16	\$78,705.60	\$200.00	0.25%
Homebuyer	ACQUISITION AND REHABILITATION	2303	3521 Erdly Ln , Snellville GA, 30039	Open	01/13/17	0	0	10/28/16	\$215,627.94	\$113,962.25	52.85%
Homebuyer	ACQUISITION AND REHABILITATION	2307	2580 Windstream Way , Lawrenceville GA, 30044	Final Draw	01/13/17	0	0	10/28/16	\$123,334.31	\$123,334.31	100.00%
Homebuyer	ACQUISITION AND REHABILITATION	2317	240 Canterbury Ln , Lawrenceville GA, 30046	Final Draw	01/13/17	0	0	11/08/16	\$30,970.91	\$30,970.91	100.00%



GWINNETT COUNTY
 Home Disbursements and Unit Completions

Activity Type	Disbursed Amount	Units Completed	Units Occupied
Rentals	\$545.00	2	2
First Time Homebuyers	\$502,677.67	49	49
Total, Rentals and TBRA	\$545.00	2	2
Total, Homebuyers and Homeowners	\$502,677.67	49	49
Grand Total	\$503,222.67	51	51

Home Unit Completions by Percent of Area Median Income

Activity Type	Units Completed				
	31% - 50%	51% - 60%	61% - 80%	Total 0% - 60%	Total 0% - 80%
Rentals	0	0	2	0	2
First Time Homebuyers	10	7	32	17	49
Total, Rentals and TBRA	0	0	2	0	2
Total, Homebuyers and Homeowners	10	7	32	17	49
Grand Total	10	7	34	17	51

Home Unit Reported As Vacant

Activity Type	Reported as Vacant
Rentals	0
First Time Homebuyers	0
Total, Rentals and TBRA	0
Total, Homebuyers and Homeowners	0
Grand Total	0



GWINNETT COUNTY

Home Unit Completions by Racial / Ethnic Category

	Rentals		First Time Homebuyers	
	Units Completed	Units Completed - Hispanics	Units Completed	Units Completed - Hispanics
White	0	0	19	11
Black/African American	2	0	23	1
Asian	0	0	7	0
Total	2	0	49	12

	Total, Rentals and TBRA		Total, Homebuyers and Homeowners		Grand Total	
	Units Completed	Units Completed - Hispanics	Units Completed	Units Completed - Hispanics	Units Completed	Units Completed - Hispanics
White	0	0	19	11	19	11
Black/African American	2	0	23	1	25	1
Asian	0	0	7	0	7	0
Total	2	0	49	12	51	12



U.S. Department of Housing and Urban Development
 Office of Community Planning and Development
 Integrated Disbursement and Information System
 PR 25 - Status of CHDO Funds by Fiscal Year Report
 GWINNETT COUNTY, GA

DATE: 02-28-17
 TIME: 18:07
 PAGE: 1

Funds Subgranted To CHDOS

Fiscal Year	CHDO Name	Fund Type	Amount	Amount	Balance	%	Amount	%
			Reserved	Committed	to Commit	Committed Reserved	Disbursed	Disbursed Committed
2016	Atlanta Neighborhood Development Partnership	CO	\$50,000.00	\$0.00	\$50,000.00	0.0%	\$0.00	
	Fund Type Total for 2016	CO	\$50,000.00	\$0.00	\$50,000.00	0.0%	\$0.00	
	Atlanta Neighborhood Development Partnership	CR	\$251,467.00	\$237,703.67	\$13,763.33	94.5%	\$233,315.96	98.2%
	Fund Type Total for 2016	CR	\$251,467.00	\$237,703.67	\$13,763.33	94.5%	\$233,315.96	98.2%
Total For 2016 Funds (CR+CC+CL)			\$251,467.00					
Total For 2016 Funds (CO)			\$50,000.00					

Funds Subgranted To CHDOS

Fiscal Year	CHDO Name	Fund Type	Amount	Amount	Balance	%	Amount	%
			Reserved	Committed	to Commit	Committed Reserved	Disbursed	Disbursed Committed
2015	Atlanta Neighborhood Development Partnership	CO	\$50,000.00	\$50,000.00	\$0.00	100.0%	\$50,000.00	100.0%
	Fund Type Total for 2015	CO	\$50,000.00	\$50,000.00	\$0.00	100.0%	\$50,000.00	100.0%
	Atlanta Neighborhood Development Partnership	CR	\$213,879.00	\$158,139.02	\$55,739.98	73.9%	\$100,688.38	63.7%
	Fund Type Total for 2015	CR	\$213,879.00	\$158,139.02	\$55,739.98	73.9%	\$100,688.38	63.7%
Total For 2015 Funds (CR+CC+CL)			\$213,879.00					
Total For 2015 Funds (CO)			\$50,000.00					

Funds Subgranted To CHDOS

Fiscal Year	CHDO Name	Fund Type	Amount	Amount	Balance	%	Amount	%
			Reserved	Committed	to Commit	Committed Reserved	Disbursed	Disbursed Committed
2014	Atlanta Neighborhood Development Partnership	CO	\$50,000.00	\$50,000.00	\$0.00	100.0%	\$50,000.00	100.0%
	Fund Type Total for 2014	CO	\$50,000.00	\$50,000.00	\$0.00	100.0%	\$50,000.00	100.0%
	Atlanta Neighborhood Development Partnership	CR	\$475,953.00	\$455,705.31	\$20,247.69	95.7%	\$423,723.41	93.0%
	Fund Type Total for 2014	CR	\$475,953.00	\$455,705.31	\$20,247.69	95.7%	\$423,723.41	93.0%
Total For 2014 Funds (CR+CC+CL)			\$475,953.00					
Total For 2014 Funds (CO)			\$50,000.00					



U.S. Department of Housing and Urban Development
 Office of Community Planning and Development
 Integrated Disbursement and Information System
 PR 25 - Status of CHDO Funds by Fiscal Year Report
 GWINNETT COUNTY, GA

DATE: 02-28-17
 TIME: 18:07
 PAGE: 2

Funds Subgranted To CHDOS

Fiscal Year	CHDO Name	Fund Type	Amount Reserved	Amount Committed	Balance to Commit	% Committed Reserved	Amount Disbursed	% Disbursed Committed
2013	Atlanta Neighborhood Development Partnership	CR	\$204,653.00	\$204,653.00	\$0.00	100.0%	\$204,653.00	100.0%
Fund Type Total for 2013			\$204,653.00	\$204,653.00	\$0.00	100.0%	\$204,653.00	100.0%
Total For 2013 Funds (CR+CC+CL)			\$204,653.00					
Total For 2013 Funds (CO)			\$0.00					

Funds Subgranted To CHDOS

Fiscal Year	CHDO Name	Fund Type	Amount Reserved	Amount Committed	Balance to Commit	% Committed Reserved	Amount Disbursed	% Disbursed Committed
2012	LAWRENCEVILLE HOUSING CORP. INC.	CO	\$63,665.00	\$63,665.00	\$0.00	100.0%	\$63,665.00	100.0%
Fund Type Total for 2012			\$63,665.00	\$63,665.00	\$0.00	100.0%	\$63,665.00	100.0%
	Atlanta Neighborhood Development Partnership	CR	\$189.70	\$189.70	\$0.00	100.0%	\$189.70	100.0%
	LAWRENCEVILLE HOUSING CORP. INC.	CR	\$190,996.00	\$190,995.70	\$0.30	100.0%	\$190,995.70	100.0%
Fund Type Total for 2012			\$191,185.70	\$191,185.40	\$0.30	100.0%	\$191,185.40	100.0%

Funds Not Subgranted To CHDOS

Fiscal Year	Fund Type	Balance to Reserve
2012	CHDO RESERVE	\$285.05
Total For 2012 Funds (CR+CC+CL)		\$191,470.75
Total For 2012 Funds (CO)		\$63,665.00

Funds Subgranted To CHDOS

Fiscal Year	CHDO Name	Fund Type	Amount Reserved	Amount Committed	Balance to Commit	% Committed Reserved	Amount Disbursed	% Disbursed Committed
2011	LAWRENCEVILLE HOUSING CORP. INC.	CO	\$69,521.20	\$69,521.20	\$0.00	100.0%	\$69,521.20	100.0%
Fund Type Total for 2011			\$69,521.20	\$69,521.20	\$0.00	100.0%	\$69,521.20	100.0%
	LAWRENCEVILLE HOUSING CORP. INC.	CR	\$208,563.60	\$208,563.60	\$0.00	100.0%	\$208,563.60	100.0%
Fund Type Total for 2011			\$208,563.60	\$208,563.60	\$0.00	100.0%	\$208,563.60	100.0%
Total For 2011 Funds (CR+CC+CL)			\$208,563.60					
Total For 2011 Funds (CO)			\$69,521.20					



U.S. Department of Housing and Urban Development
 Office of Community Planning and Development
 Integrated Disbursement and Information System
 PR 25 - Status of CHDO Funds by Fiscal Year Report
 GWINNETT COUNTY, GA

DATE: 02-28-17
 TIME: 18:07
 PAGE: 3

Funds Subgranted To CHDOS

Fiscal Year	CHDO Name	Fund Type	Amount Reserved	Amount Committed	Balance to Commit	% Committed Reserved	Amount Disbursed	% Disbursed Committed
2010	LAWRENCEVILLE HOUSING CORP. INC.	CR	\$237,675.30	\$237,675.30	\$0.00	100.0%	\$237,675.30	100.0%
Fund Type Total for 2010			\$237,675.30	\$237,675.30	\$0.00	100.0%	\$237,675.30	100.0%
Total For 2010 Funds (CR+CC+CL)			\$237,675.30					
Total For 2010 Funds (CO)			\$0.00					

Funds Subgranted To CHDOS

Fiscal Year	CHDO Name	Fund Type	Amount Reserved	Amount Committed	Balance to Commit	% Committed Reserved	Amount Disbursed	% Disbursed Committed
2009	LAWRENCEVILLE HOUSING CORP. INC.	CR	\$238,239.15	\$238,239.15	\$0.00	100.0%	\$238,239.15	100.0%
Fund Type Total for 2009			\$238,239.15	\$238,239.15	\$0.00	100.0%	\$238,239.15	100.0%
Total For 2009 Funds (CR+CC+CL)			\$238,239.15					
Total For 2009 Funds (CO)			\$0.00					

Funds Subgranted To CHDOS

Fiscal Year	CHDO Name	Fund Type	Amount Reserved	Amount Committed	Balance to Commit	% Committed Reserved	Amount Disbursed	% Disbursed Committed
2008	LAWRENCEVILLE HOUSING CORP. INC.	CR	\$214,563.90	\$214,563.90	\$0.00	100.0%	\$214,563.90	100.0%
Fund Type Total for 2008			\$214,563.90	\$214,563.90	\$0.00	100.0%	\$214,563.90	100.0%
Total For 2008 Funds (CR+CC+CL)			\$214,563.90					
Total For 2008 Funds (CO)			\$0.00					

Funds Subgranted To CHDOS

Fiscal Year	CHDO Name	Fund Type	Amount Reserved	Amount Committed	Balance to Commit	% Committed Reserved	Amount Disbursed	% Disbursed Committed
2007	GWINNETT HOUSING RESOURCE PARTNERSHIP, INC	CR	\$220,986.90	\$220,986.90	\$0.00	100.0%	\$220,986.90	100.0%
Fund Type Total for 2007			\$220,986.90	\$220,986.90	\$0.00	100.0%	\$220,986.90	100.0%
Total For 2007 Funds (CR+CC+CL)			\$220,986.90					
Total For 2007 Funds (CO)			\$0.00					



U.S. Department of Housing and Urban Development
 Office of Community Planning and Development
 Integrated Disbursement and Information System
 PR 25 - Status of CHDO Funds by Fiscal Year Report
 GWINNETT COUNTY, GA

DATE: 02-28-17
 TIME: 18:07
 PAGE: 4

Funds Subgranted To CHDOS

Fiscal Year	CHDO Name	Fund Type	Amount Reserved	Amount Committed	Balance to Commit	% Committed Reserved	Amount Disbursed	% Disbursed Committed
2006	GWINNETT HOUSING RESOURCE PARTNERSHIP, INC	CR	\$223,256.25	\$223,256.25	\$0.00	100.0%	\$223,256.25	100.0%
Fund Type Total for 2006			\$223,256.25	\$223,256.25	\$0.00	100.0%	\$223,256.25	100.0%
Total For 2006 Funds (CR+CC+CL)			\$223,256.25					
Total For 2006 Funds (CO)			\$0.00					

Funds Subgranted To CHDOS

Fiscal Year	CHDO Name	Fund Type	Amount Reserved	Amount Committed	Balance to Commit	% Committed Reserved	Amount Disbursed	% Disbursed Committed
2005	GWINNETT HOUSING RESOURCE PARTNERSHIP, INC	CR	\$236,976.60	\$236,976.60	\$0.00	100.0%	\$236,976.60	100.0%
Fund Type Total for 2005			\$236,976.60	\$236,976.60	\$0.00	100.0%	\$236,976.60	100.0%
Total For 2005 Funds (CR+CC+CL)			\$236,976.60					
Total For 2005 Funds (CO)			\$0.00					

Funds Subgranted To CHDOS

Fiscal Year	CHDO Name	Fund Type	Amount Reserved	Amount Committed	Balance to Commit	% Committed Reserved	Amount Disbursed	% Disbursed Committed
2004	GWINNETT HOUSING RESOURCE PARTNERSHIP, INC	CR	\$244,578.45	\$244,578.45	\$0.00	100.0%	\$244,578.45	100.0%
Fund Type Total for 2004			\$244,578.45	\$244,578.45	\$0.00	100.0%	\$244,578.45	100.0%
Total For 2004 Funds (CR+CC+CL)			\$244,578.45					
Total For 2004 Funds (CO)			\$0.00					

Funds Subgranted To CHDOS

Fiscal Year	CHDO Name	Fund Type	Amount Reserved	Amount Committed	Balance to Commit	% Committed Reserved	Amount Disbursed	% Disbursed Committed
2003	GWINNETT HOUSING RESOURCE PARTNERSHIP, INC	CR	\$243,008.55	\$243,008.55	\$0.00	100.0%	\$243,008.55	100.0%
Fund Type Total for 2003			\$243,008.55	\$243,008.55	\$0.00	100.0%	\$243,008.55	100.0%
Total For 2003 Funds (CR+CC+CL)			\$243,008.55					
Total For 2003 Funds (CO)			\$0.00					



U.S. Department of Housing and Urban Development
 Office of Community Planning and Development
 Integrated Disbursement and Information System
 PR 25 - Status of CHDO Funds by Fiscal Year Report
 GWINNETT COUNTY, GA

DATE: 02-28-17
 TIME: 18:07
 PAGE: 5

Funds Subgranted To CHDOS

Fiscal Year	CHDO Name	Fund Type	Amount	Amount	Balance	%	Amount	%
			Reserved	Committed	to	Committed	Disbursed	Disbursed
2002	GWINNETT HOUSING RESOURCE PARTNERSHIP, INC	CO	\$42,550.00	\$42,550.00	\$0.00	100.0%	\$42,550.00	100.0%
	Fund Type Total for 2002	CO	\$42,550.00	\$42,550.00	\$0.00	100.0%	\$42,550.00	100.0%
	GWINNETT HOUSING RESOURCE PARTNERSHIP, INC	CR	\$127,650.00	\$127,650.00	\$0.00	100.0%	\$127,650.00	100.0%
	Fund Type Total for 2002	CR	\$127,650.00	\$127,650.00	\$0.00	100.0%	\$127,650.00	100.0%
Total For 2002 Funds (CR+CC+CL)			\$127,650.00					
Total For 2002 Funds (CO)			\$42,550.00					

Funds Subgranted To CHDOS

Fiscal Year	CHDO Name	Fund Type	Amount	Amount	Balance	%	Amount	%
			Reserved	Committed	to	Committed	Disbursed	Disbursed
2001	GWINNETT HOUSING RESOURCE PARTNERSHIP, INC	CO	\$42,700.00	\$42,700.00	\$0.00	100.0%	\$42,700.00	100.0%
	Fund Type Total for 2001	CO	\$42,700.00	\$42,700.00	\$0.00	100.0%	\$42,700.00	100.0%
	GWINNETT HOUSING RESOURCE PARTNERSHIP, INC	CR	\$128,100.00	\$128,100.00	\$0.00	100.0%	\$128,100.00	100.0%
	Fund Type Total for 2001	CR	\$128,100.00	\$128,100.00	\$0.00	100.0%	\$128,100.00	100.0%
Total For 2001 Funds (CR+CC+CL)			\$128,100.00					
Total For 2001 Funds (CO)			\$42,700.00					

Funds Subgranted To CHDOS

Fiscal Year	CHDO Name	Fund Type	Amount	Amount	Balance	%	Amount	%
			Reserved	Committed	to	Committed	Disbursed	Disbursed
2000	GWINNETT HOUSING RESOURCE PARTNERSHIP, INC	CO	\$38,100.00	\$38,100.00	\$0.00	100.0%	\$38,100.00	100.0%
	Fund Type Total for 2000	CO	\$38,100.00	\$38,100.00	\$0.00	100.0%	\$38,100.00	100.0%
	GWINNETT HOUSING RESOURCE PARTNERSHIP, INC	CR	\$114,300.00	\$114,300.00	\$0.00	100.0%	\$114,300.00	100.0%
	Fund Type Total for 2000	CR	\$114,300.00	\$114,300.00	\$0.00	100.0%	\$114,300.00	100.0%
Total For 2000 Funds (CR+CC+CL)			\$114,300.00					
Total For 2000 Funds (CO)			\$38,100.00					



U.S. Department of Housing and Urban Development
Office of Community Planning and Development
Integrated Disbursement and Information System
PR 25 - Status of CHDO Funds by Fiscal Year Report
GWINNETT COUNTY, GA

DATE: 02-28-17
TIME: 18:07
PAGE: 6

Total For All Years (Subgranted to CHDOS)	\$4,181,572.60
Total For All Years (Not Subgranted to CHDOS)	\$285.05
Grand Total	\$4,181,857.65



Office of Community Planning and Development
 U.S. Department of Housing and Urban Development
 Integrated Disbursement and Information System
 PR26 - CDBG Financial Summary Report
 Program Year 2016
 GWINNETT COUNTY , GA

DATE: 02-28-17
 TIME: 18:09
 PAGE: 1

PART I: SUMMARY OF CDBG RESOURCES

01 UNEXPENDED CDBG FUNDS AT END OF PREVIOUS PROGRAM YEAR	0.00
02 ENTITLEMENT GRANT	5,189,894.00
03 SURPLUS URBAN RENEWAL	0.00
04 SECTION 108 GUARANTEED LOAN FUNDS	0.00
05 CURRENT YEAR PROGRAM INCOME	41,477.00
05a CURRENT YEAR SECTION 108 PROGRAM INCOME (FOR SI TYPE)	0.00
06 FUNDS RETURNED TO THE LINE-OF-CREDIT	0.00
06a FUNDS RETURNED TO THE LOCAL CDBG ACCOUNT	0.00
07 ADJUSTMENT TO COMPUTE TOTAL AVAILABLE	0.00
08 TOTAL AVAILABLE (SUM, LINES 01-07)	5,231,371.00

PART II: SUMMARY OF CDBG EXPENDITURES

09 DISBURSEMENTS OTHER THAN SECTION 108 REPAYMENTS AND PLANNING/ADMINISTRATION	6,696,149.99
10 ADJUSTMENT TO COMPUTE TOTAL AMOUNT SUBJECT TO LOW/MOD BENEFIT	0.00
11 AMOUNT SUBJECT TO LOW/MOD BENEFIT (LINE 09 + LINE 10)	6,696,149.99
12 DISBURSED IN IDIS FOR PLANNING/ADMINISTRATION	401,804.23
13 DISBURSED IN IDIS FOR SECTION 108 REPAYMENTS	0.00
14 ADJUSTMENT TO COMPUTE TOTAL EXPENDITURES	0.00
15 TOTAL EXPENDITURES (SUM, LINES 11-14)	7,097,954.22
16 UNEXPENDED BALANCE (LINE 08 - LINE 15)	(1,866,583.22)

PART III: LOWMOD BENEFIT THIS REPORTING PERIOD

17 EXPENDED FOR LOW/MOD HOUSING IN SPECIAL AREAS	0.00
18 EXPENDED FOR LOW/MOD MULTI-UNIT HOUSING	0.00
19 DISBURSED FOR OTHER LOW/MOD ACTIVITIES	6,696,149.99
20 ADJUSTMENT TO COMPUTE TOTAL LOW/MOD CREDIT	0.00
21 TOTAL LOW/MOD CREDIT (SUM, LINES 17-20)	6,696,149.99
22 PERCENT LOW/MOD CREDIT (LINE 21/LINE 11)	100.00%

LOW/MOD BENEFIT FOR MULTI-YEAR CERTIFICATIONS

23 PROGRAM YEARS(PY) COVERED IN CERTIFICATION	PY: PY: PY:
24 CUMULATIVE NET EXPENDITURES SUBJECT TO LOW/MOD BENEFIT CALCULATION	0.00
25 CUMULATIVE EXPENDITURES BENEFITING LOW/MOD PERSONS	0.00
26 PERCENT BENEFIT TO LOW/MOD PERSONS (LINE 25/LINE 24)	0.00%

PART IV: PUBLIC SERVICE (PS) CAP CALCULATIONS

27 DISBURSED IN IDIS FOR PUBLIC SERVICES	637,590.82
28 PS UNLIQUIDATED OBLIGATIONS AT END OF CURRENT PROGRAM YEAR	0.00
29 PS UNLIQUIDATED OBLIGATIONS AT END OF PREVIOUS PROGRAM YEAR	0.00
30 ADJUSTMENT TO COMPUTE TOTAL PS OBLIGATIONS	0.00
31 TOTAL PS OBLIGATIONS (LINE 27 + LINE 28 - LINE 29 + LINE 30)	637,590.82
32 ENTITLEMENT GRANT	5,189,894.00
33 PRIOR YEAR PROGRAM INCOME	84,120.26
34 ADJUSTMENT TO COMPUTE TOTAL SUBJECT TO PS CAP	0.00
35 TOTAL SUBJECT TO PS CAP (SUM, LINES 32-34)	5,274,014.26
36 PERCENT FUNDS OBLIGATED FOR PS ACTIVITIES (LINE 31/LINE 35)	12.09%

PART V: PLANNING AND ADMINISTRATION (PA) CAP

37 DISBURSED IN IDIS FOR PLANNING/ADMINISTRATION	401,804.23
38 PA UNLIQUIDATED OBLIGATIONS AT END OF CURRENT PROGRAM YEAR	0.00
39 PA UNLIQUIDATED OBLIGATIONS AT END OF PREVIOUS PROGRAM YEAR	0.00
40 ADJUSTMENT TO COMPUTE TOTAL PA OBLIGATIONS	0.00
41 TOTAL PA OBLIGATIONS (LINE 37 + LINE 38 - LINE 39 +LINE 40)	401,804.23
42 ENTITLEMENT GRANT	5,189,894.00
43 CURRENT YEAR PROGRAM INCOME	41,477.00
44 ADJUSTMENT TO COMPUTE TOTAL SUBJECT TO PA CAP	0.00
45 TOTAL SUBJECT TO PA CAP (SUM, LINES 42-44)	5,231,371.00
46 PERCENT FUNDS OBLIGATED FOR PA ACTIVITIES (LINE 41/LINE 45)	7.68%



Office of Community Planning and Development
 U.S. Department of Housing and Urban Development
 Integrated Disbursement and Information System
 PR26 - CDBG Financial Summary Report
 Program Year 2016
 GWINNETT COUNTY , GA

DATE: 02-28-17
 TIME: 18:09
 PAGE: 2

LINE 17 DETAIL: ACTIVITIES TO CONSIDER IN DETERMINING THE AMOUNT TO ENTER ON LINE 17

Report returned no data.

LINE 18 DETAIL: ACTIVITIES TO CONSIDER IN DETERMINING THE AMOUNT TO ENTER ON LINE 18

Report returned no data.

LINE 19 DETAIL: ACTIVITIES INCLUDED IN THE COMPUTATION OF LINE 19

Plan Year	IDIS Project	IDIS Activity	Voucher Number	Activity Name	Matrix Code	National Objective	Drawn Amount
2015	25	2171	5950911	Good Samaritan - Building Acquisition/Expansion of Health Center	01	LMC	\$605,175.62
					01	Matrix Code	\$605,175.62
2014	7	1996	5882247	GC DoCS - Lawrenceville Senior Center Building Improvements	03A	LMC	\$1,254.49
2014	7	1996	5900692	GC DoCS - Lawrenceville Senior Center Building Improvements	03A	LMC	\$324,536.60
2014	7	1996	5900694	GC DoCS - Lawrenceville Senior Center Building Improvements	03A	LMC	\$98,238.91
2014	7	1996	5910298	GC DoCS - Lawrenceville Senior Center Building Improvements	03A	LMC	\$1,649.90
2014	7	1996	5918610	GC DoCS - Lawrenceville Senior Center Building Improvements	03A	LMC	\$131,758.35
2014	7	1996	5919480	GC DoCS - Lawrenceville Senior Center Building Improvements	03A	LMC	\$65,809.35
2014	7	1996	5928200	GC DoCS - Lawrenceville Senior Center Building Improvements	03A	LMC	\$145,228.59
2014	7	1996	5928202	GC DoCS - Lawrenceville Senior Center Building Improvements	03A	LMC	\$279,416.41
2014	7	1996	5938778	GC DoCS - Lawrenceville Senior Center Building Improvements	03A	LMC	\$385.20
2014	7	1996	5950905	GC DoCS - Lawrenceville Senior Center Building Improvements	03A	LMC	\$38,814.00
2014	7	1996	5950907	GC DoCS - Lawrenceville Senior Center Building Improvements	03A	LMC	\$154,073.00
2014	7	1996	5968909	GC DoCS - Lawrenceville Senior Center Building Improvements	03A	LMC	\$519.45
2014	7	1996	6001062	GC DoCS - Lawrenceville Senior Center Building Improvements	03A	LMC	\$65,108.17
					03A	Matrix Code	\$1,306,792.42
2013	24	2211	5968906	Hi-Hope Service Center - Campus Renovations	03B	LMC	\$6,840.00
2013	24	2211	6001943	Hi-Hope Service Center - Campus Renovations	03B	LMC	\$9,495.00
2013	24	2211	6004658	Hi-Hope Service Center - Campus Renovations	03B	LMC	\$17,820.00
2014	33	2156	5950907	Hi-Hope Service Center - Annex Building Renovations	03B	LMC	\$84,570.46
2014	33	2156	5968909	Hi-Hope Service Center - Annex Building Renovations	03B	LMC	\$52,684.82
2014	33	2156	6001945	Hi-Hope Service Center - Annex Building Renovations	03B	LMC	\$149,987.57
2014	33	2156	6004659	Hi-Hope Service Center - Annex Building Renovations	03B	LMC	\$7,956.00
2015	8	2103	5900704	Creative Enterprises - Accessibility Improvements - CEI Campus	03B	LMC	\$10,362.20
2016	22	2235	6004662	Hi-Hope Service Center: Building Renovation - Group Homes	03B	LMC	\$6,559.92
					03B	Matrix Code	\$346,275.97
2015	10	2106	5900698	Boys&Girls Club - Building Improvements - A. Worely Brown Club	03D	LMC	\$146,931.00
2015	10	2106	5900704	Boys&Girls Club - Building Improvements - A. Worely Brown Club	03D	LMC	\$14,369.00
2015	10	2107	5900698	Boys&Girls Club - Building Improvements - Lawrenceville Club	03D	LMC	\$71,103.00
2015	10	2107	5900704	Boys&Girls Club - Building Improvements - Lawrenceville Club	03D	LMC	\$5,397.00
2015	10	2168	5950911	City of Buford - Building Renovation (Outdoor Activities) - Buford Youth Community Center	03D	LMC	\$30,000.00



Office of Community Planning and Development
 U.S. Department of Housing and Urban Development
 Integrated Disbursement and Information System
 PR26 - CDBG Financial Summary Report
 Program Year 2016
 GWINNETT COUNTY , GA

DATE: 02-28-17
 TIME: 18:09
 PAGE: 3

Plan Year	IDIS Project	IDIS Activity	Voucher Number	Activity Name	Matrix Code	National Objective	Drawn Amount
2016	7	2227	5968913	City of Buford: Youth Community Center & Bona Rd.	03D	LMC	\$84,035.09
					03D	Matrix Code	\$351,835.09
2015	6	2099	5900704	City of Buford - Sewer Improvements - South Lee St	03J	LMA	\$19,615.05
2015	6	2213	5961812	City of Buford - Victor Drive - Sewer Improvements	03J	LMA	\$163,947.77
2015	6	2213	5968911	City of Buford - Victor Drive - Sewer Improvements	03J	LMA	\$10,635.23
2016	6	2226	5968913	City of Buford: Water Improvements - Garner St.	03J	LMA	\$111,528.00
2016	6	2226	5978006	City of Buford: Water Improvements - Garner St.	03J	LMA	\$150,467.75
2016	6	2260	6001947	City of Buford: Sewer Improvements - Jackson St.	03J	LMA	\$250,000.00
					03J	Matrix Code	\$706,193.80
2014	35	2212	5961810	City of Buford - South Harris and South Epsy - Street Improvements	03K	LMA	\$119,804.78
2014	35	2212	5968909	City of Buford - South Harris and South Epsy - Street Improvements	03K	LMA	\$25,605.80
2015	7	2101	5900704	City of Loganville - Street & Sidewalk Improvements - Fox Chase Subdivision	03K	LMA	\$117,670.00
2016	8	2228	5968913	City of Dacula: Street Improvements - Majestic Circle	03K	LMA	\$254,185.80
					03K	Matrix Code	\$517,266.38
2012	32	2210	5950905	City of Buford - ADA Sidewalk Improvements	03L	LMA	\$11,250.00
2012	32	2210	5961805	City of Buford - ADA Sidewalk Improvements	03L	LMA	\$36,396.68
2012	32	2210	5961807	City of Buford - ADA Sidewalk Improvements	03L	LMA	\$6,887.70
2012	32	2210	5968905	City of Buford - ADA Sidewalk Improvements	03L	LMA	\$5,465.62
2014	8	1997	5918610	GC DOT - Pirkle and Harbins Road Sidewalk Improv.	03L	LMA	\$25,553.61
2014	8	1997	5950907	GC DOT - Pirkle and Harbins Road Sidewalk Improv.	03L	LMA	\$42,408.00
2014	8	1997	5961810	GC DOT - Pirkle and Harbins Road Sidewalk Improv.	03L	LMA	\$25,252.29
2014	8	1997	5968909	GC DOT - Pirkle and Harbins Road Sidewalk Improv.	03L	LMA	\$7,214.94
2014	8	1997	5978000	GC DOT - Pirkle and Harbins Road Sidewalk Improv.	03L	LMA	\$16,425.66
2014	8	1997	6001062	GC DOT - Pirkle and Harbins Road Sidewalk Improv.	03L	LMA	\$8,518.80
2014	8	1997	6001945	GC DOT - Pirkle and Harbins Road Sidewalk Improv.	03L	LMA	\$2,981.58
2016	9	2229	5978006	City of Loganville: Sidewalks - Fox Chase	03L	LMA	\$194,962.09
2016	9	2230	5978006	City of Norcross: Sidewalks - Goodwick/Newbury/W Peachtree/Garner	03L	LMA	\$81,802.82
					03L	Matrix Code	\$465,119.79
2015	9	2105	5900704	Sheltering Arms - Lillian Webb Early Education & Family Center Playground	03M	LMC	\$11,504.00
2016	19	2241	5968913	Rainbow Village: Equipment Purchase - Sanitizer Machine	03M	LMC	\$16,027.00
					03M	Matrix Code	\$27,531.00
2016	10	2233	5968913	Good Samaritan Health Center of Gwinnett: Health Care Facility Renovation	03P	LMC	\$467,862.56
2016	10	2233	5978006	Good Samaritan Health Center of Gwinnett: Health Care Facility Renovation	03P	LMC	\$266,857.44
					03P	Matrix Code	\$734,720.00
2015	12	2109	5900704	LHC - Operating Costs - Pathway Home	03T	LMC	\$17,472.11
2016	12	2220	5978006	Action Ministries: Operating Costs - Rapid Re-Housing Program	03T	LMC	\$12,698.25
2016	12	2220	6001947	Action Ministries: Operating Costs - Rapid Re-Housing Program	03T	LMC	\$3,272.90
2016	12	2231	6001947	ClearPoint Credit Counseling Solutions: Operating Costs - Homeless Support Program	03T	LMC	\$5,285.81
2016	12	2239	5968913	Lawrenceville Housing Corporation: Operating Costs - Pathway Home	03T	LMC	\$35,596.67
2016	12	2239	5978006	Lawrenceville Housing Corporation: Operating Costs - Pathway Home	03T	LMC	\$2,176.46
2016	12	2239	6001947	Lawrenceville Housing Corporation: Operating Costs - Pathway Home	03T	LMC	\$1,226.87
2016	12	2244	5968913	The Salvation Army: Operating Costs - Home Sweet Home/Family Emergency Services	03T	LMC	\$38,505.94
2016	12	2244	5978006	The Salvation Army: Operating Costs - Home Sweet Home/Family Emergency Services	03T	LMC	\$494.06
					03T	Matrix Code	\$116,729.07



Office of Community Planning and Development
 U.S. Department of Housing and Urban Development
 Integrated Disbursement and Information System
 PR26 - CDBG Financial Summary Report
 Program Year 2016
 GWINNETT COUNTY , GA

DATE: 02-28-17
 TIME: 18:09
 PAGE: 4

Plan Year	IDIS Project	IDIS Activity	Voucher Number	Activity Name	Matrix Code	National Objective	Drawn Amount
2016	13	2234	5978006	Gwinnett Christian Terrace: Equipment Purchase - Handicap Accessible Vehicle	05A	LMC	\$64,568.00
					05A	Matrix Code	\$64,568.00
2016	14	2222	5978006	Annandale Village: Equipment Purchase - Handicap Accessible Vehicle	05B	LMC	\$28,405.00
2016	14	2237	5968913	Hi-Hope Service Center: Operating Costs - Community Access Program	05B	LMC	\$39,000.00
					05B	Matrix Code	\$67,405.00
2016	15	2232	6001947	Georgia Law Center: Operating Costs - Legal Services	05C	LMC	\$18,553.40
					05C	Matrix Code	\$18,553.40
2015	14	2116	5900704	PADV - Operating Costs - Gwinnett Shelter	05G	LMC	\$5,323.43
2015	14	2116	5968911	PADV - Operating Costs - Gwinnett Shelter	05G	LMC	\$20,126.37
2015	14	2116	5978002	PADV - Operating Costs - Gwinnett Shelter	05G	LMC	\$2,585.58
2016	16	2240	6001947	PADV: Operating Costs - Gwinnett Safe House	05G	LMC	\$11,352.54
					05G	Matrix Code	\$39,387.92
2012	31	2153	5882282	Fair Housing Activities	05J	LMC	\$4,000.00
2016	18	2224	5968913	Catholic Charities: Operating Costs - Fair Housing	05J	LMC	\$3,725.86
2016	18	2224	5978006	Catholic Charities: Operating Costs - Fair Housing	05J	LMC	\$1,782.91
2016	18	2224	6001947	Catholic Charities: Operating Costs - Fair Housing	05J	LMC	\$2,326.97
2016	18	2224	6004662	Catholic Charities: Operating Costs - Fair Housing	05J	LMC	\$2,272.30
					05J	Matrix Code	\$14,108.04
2015	15	2117	5900704	GC Board of Health - Equipment Purchase - Management System	05M	LMC	\$83,725.00
2016	20	2238	5978006	Hope Clinic: Operating Costs - Chronic Care Management Program	05M	LMC	\$52,013.14
					05M	Matrix Code	\$135,738.14
2016	21	2221	5968913	Africa's Children's Fund: Operating Costs - Therapeutic Intervention Program	05N	LMC	\$13,034.43
2016	21	2221	5978006	Africa's Children's Fund: Operating Costs - Therapeutic Intervention Program	05N	LMC	\$16,503.58
2016	21	2221	6001947	Africa's Children's Fund: Operating Costs - Therapeutic Intervention Program	05N	LMC	\$13,700.94
2016	21	2221	6004662	Africa's Children's Fund: Operating Costs - Therapeutic Intervention Program	05N	LMC	\$2,701.46
					05N	Matrix Code	\$45,940.41
2016	30	2257	5998141	Catholic Charities: Operating Costs - Bilingual Mental Health Counseling	05O	LMC	\$8,635.04
2016	30	2257	6001947	Catholic Charities: Operating Costs - Bilingual Mental Health Counseling	05O	LMC	\$7,095.52
2016	30	2257	6004662	Catholic Charities: Operating Costs - Bilingual Mental Health Counseling	05O	LMC	\$5,559.22
2016	30	2258	6001947	Hope Clinic: Operating Costs - Mental Health Services	05O	LMC	\$7,362.50
2016	30	2258	6004662	Hope Clinic: Operating Costs - Mental Health Services	05O	LMC	\$12,087.50
					05O	Matrix Code	\$40,739.78
2014	14	2006	5882247	The IMPACT! Group - Operating Costs	05U	LMC	\$1,500.00
2014	14	2006	5900692	The IMPACT! Group - Operating Costs	05U	LMC	\$600.00
2014	14	2006	5938778	The IMPACT! Group - Operating Costs	05U	LMC	\$1,400.00
2015	16	2119	5900704	Catholic Charities - Housing Counseling	05U	LMC	\$3,981.37
2015	16	2119	5938779	Catholic Charities - Housing Counseling	05U	LMC	\$8,785.60
2015	16	2120	5900704	CPACS - Housing Counseling	05U	LMC	\$3,100.00
2016	17	2223	5968913	Catholic Charities: Operating Costs - Bilingual Housing Counseling	05U	LMC	\$14,230.85
2016	17	2223	5978006	Catholic Charities: Operating Costs - Bilingual Housing Counseling	05U	LMC	\$3,752.33
2016	17	2223	6001947	Catholic Charities: Operating Costs - Bilingual Housing Counseling	05U	LMC	\$4,139.40
2016	17	2223	6004662	Catholic Charities: Operating Costs - Bilingual Housing Counseling	05U	LMC	\$4,318.57
2016	17	2225	5968913	CPACS: Operating Costs - Housing Counseling	05U	LMC	\$20,178.77



Office of Community Planning and Development
 U.S. Department of Housing and Urban Development
 Integrated Disbursement and Information System
 PR26 - CDBG Financial Summary Report
 Program Year 2016
 GWINNETT COUNTY , GA

DATE: 02-28-17
 TIME: 18:09
 PAGE: 5

Plan Year	IDIS Project	IDIS Activity	Voucher Number	Activity Name	Matrix Code	National Objective	Drawn Amount
2016	17	2225	5978006	CPACS: Operating Costs - Housing Counseling	05U	LMC	\$2,895.58
2016	17	2225	6001947	CPACS: Operating Costs - Housing Counseling	05U	LMC	\$1,717.80
2016	17	2243	5969085	The IMPACT! Group: Operating Costs - Housing Counseling/Homeownership Education	05U	LMC	\$22,729.41
2016	17	2243	5978006	The IMPACT! Group: Operating Costs - Housing Counseling/Homeownership Education	05U	LMC	\$22,381.16
					05U	Matrix Code	\$115,710.84
2012	8	1858	5900688	CDBG Single-Unit Housing Rehabilitation	14A	LMH	\$19,879.00
2012	8	1858	5910340	CDBG Single-Unit Housing Rehabilitation	14A	LMH	\$9,308.39
2013	8	1989	5882334	CDBG Program Income	14A	LMH	\$0.76
2013	8	2011	5910324	CDBG Single-Unit Housing Rehabilitation (BOC 2013)	14A	LMH	\$11,171.27
2013	8	2011	5928200	CDBG Single-Unit Housing Rehabilitation (BOC 2013)	14A	LMH	\$20,963.50
2014	6	2090	5910298	Homeowner Housing Rehabilitation Program	14A	LMH	\$58,495.34
2014	6	2090	5918610	Homeowner Housing Rehabilitation Program	14A	LMH	\$44,971.00
2014	6	2090	5928202	Homeowner Housing Rehabilitation Program	14A	LMH	\$64,126.50
2014	6	2090	5938778	Homeowner Housing Rehabilitation Program	14A	LMH	\$143,124.15
2014	6	2090	5950907	Homeowner Housing Rehabilitation Program	14A	LMH	\$47,470.00
2014	6	2090	5961810	Homeowner Housing Rehabilitation Program	14A	LMH	\$19,410.00
2014	6	2090	5978000	Homeowner Housing Rehabilitation Program	14A	LMH	\$6,305.96
2015	23	2167	5950911	Gwinnett County Homeowner Housing Rehabilitation Program	14A	LMH	\$51,554.90
2015	23	2167	5968911	Gwinnett County Homeowner Housing Rehabilitation Program	14A	LMH	\$210,551.04
2015	23	2179	5882334	CDBG Program Income	14A	LMH	\$12,119.79
2016	2	2216	6001947	Homeowner Housing Rehabilitation Program	14A	LMH	\$10,481.00
					14A	Matrix Code	\$729,932.60
2015	5	2097	5900704	LHA - New Memorial Apt (HVAC Replacements) & Sally Craig Apt (Roof Replacement)	14C	LMH	\$45,938.00
					14C	Matrix Code	\$45,938.00
2013	8	2013	5919480	Housing Rehabilitation Program - Service Delivery Costs	14H	LMH	\$81.28
2013	23	2150	5882282	Homeowner Housing Rehabilitation Program Admin	14H	LMH	\$8,283.00
2013	23	2150	5900689	Homeowner Housing Rehabilitation Program Admin	14H	LMH	\$16,569.00
2014	4	2029	6001965	Housing Rehab Service Delivery Costs	14H	LMC	\$2,550.00
2014	4	2029	6004659	Housing Rehab Service Delivery Costs	14H	LMC	\$39.42
2014	4	2089	5910298	Housing Rehabilitation Administration	14H	LMH	\$8,283.00
2014	4	2089	5918610	Housing Rehabilitation Administration	14H	LMH	\$8,283.00
2014	4	2089	5928202	Housing Rehabilitation Administration	14H	LMH	\$8,283.00
2014	4	2089	5938778	Housing Rehabilitation Administration	14H	LMH	\$8,283.00
2014	4	2089	5950907	Housing Rehabilitation Administration	14H	LMH	\$8,282.92
2014	4	2089	5961810	Housing Rehabilitation Administration	14H	LMH	\$8,283.00
2014	4	2089	5968909	Housing Rehabilitation Administration	14H	LMH	\$8,283.00
2014	4	2089	5978000	Housing Rehabilitation Administration	14H	LMH	\$8,283.00
2014	4	2089	6001062	Housing Rehabilitation Administration	14H	LMH	\$8,283.00
2014	4	2089	6001945	Housing Rehabilitation Administration	14H	LMH	\$8,283.00
2016	2	2254	5969085	CDBG Program Income	14H	LMH	\$8,000.00
2016	2	2254	5979365	CDBG Program Income	14H	LMH	\$8,000.00
2016	2	2254	6001947	CDBG Program Income	14H	LMH	\$9,477.00
					14H	Matrix Code	\$135,829.62
2015	4	2096	5900698	Housing Services Delivery Costs	14J	LMH	\$14,600.00
2015	4	2096	5919481	Housing Services Delivery Costs	14J	LMH	\$12,125.72
2015	4	2096	5928203	Housing Services Delivery Costs	14J	LMH	\$1,200.00
2015	4	2096	5938779	Housing Services Delivery Costs	14J	LMH	\$13,900.00
2015	4	2096	5978002	Housing Services Delivery Costs	14J	LMH	\$24.28
2015	4	2096	6001946	Housing Services Delivery Costs	14J	LMH	\$3,400.00
2015	4	2096	6004660	Housing Services Delivery Costs	14J	LMH	\$932.58
2016	3	2217	5968913	Housing Services Delivery Costs	14J	LMH	\$23,850.00
2016	3	2217	5978006	Housing Services Delivery Costs	14J	LMH	\$14,605.72



Office of Community Planning and Development
 U.S. Department of Housing and Urban Development
 Integrated Disbursement and Information System
 PR26 - CDBG Financial Summary Report
 Program Year 2016
 GWINNETT COUNTY , GA

DATE: 02-28-17
 TIME: 18:09
 PAGE: 6

Plan Year	IDIS Project	IDIS Activity	Voucher Number	Activity Name	Matrix Code	National Objective	Drawn Amount
2016	3	2217	6004662	Housing Services Delivery Costs	14J	LMH	\$3,900.00
					14J	Matrix Code	\$88,538.30
Total							\$6,720,029.19

LINE 27 DETAIL: ACTIVITIES INCLUDED IN THE COMPUTATION OF LINE 27

Plan Year	IDIS Project	IDIS Activity	Voucher Number	Activity Name	Matrix Code	National Objective	Drawn Amount
2015	12	2109	5900704	LHC - Operating Costs - Pathway Home	03T	LMC	\$17,472.11
2016	12	2220	5978006	Action Ministries: Operating Costs - Rapid Re-Housing Program	03T	LMC	\$12,698.25
2016	12	2220	6001947	Action Ministries: Operating Costs - Rapid Re-Housing Program	03T	LMC	\$3,272.90
2016	12	2231	6001947	ClearPoint Credit Counseling Solutions: Operating Costs - Homeless Support Program	03T	LMC	\$5,285.81
2016	12	2239	5968913	Lawrenceville Housing Corporation: Operating Costs - Pathway Home	03T	LMC	\$35,596.67
2016	12	2239	5978006	Lawrenceville Housing Corporation: Operating Costs - Pathway Home	03T	LMC	\$2,176.46
2016	12	2239	6001947	Lawrenceville Housing Corporation: Operating Costs - Pathway Home	03T	LMC	\$1,226.87
2016	12	2244	5968913	The Salvation Army: Operating Costs - Home Sweet Home/Family Emergency Services	03T	LMC	\$38,505.94
2016	12	2244	5978006	The Salvation Army: Operating Costs - Home Sweet Home/Family Emergency Services	03T	LMC	\$494.06
					03T	Matrix Code	\$116,729.07
2016	13	2234	5978006	Gwinnett Christian Terrace: Equipment Purchase - Handicap Accessible Vehicle	05A	LMC	\$64,568.00
					05A	Matrix Code	\$64,568.00
2016	14	2222	5978006	Annandale Village: Equipment Purchase - Handicap Accessible Vehicle	05B	LMC	\$28,405.00
2016	14	2237	5968913	Hi-Hope Service Center: Operating Costs - Community Access Program	05B	LMC	\$39,000.00
					05B	Matrix Code	\$67,405.00
2016	15	2232	6001947	Georgia Law Center: Operating Costs - Legal Services	05C	LMC	\$18,553.40
					05C	Matrix Code	\$18,553.40
2015	14	2116	5900704	PADV - Operating Costs - Gwinnett Shelter	05G	LMC	\$5,323.43
2015	14	2116	5968911	PADV - Operating Costs - Gwinnett Shelter	05G	LMC	\$20,126.37
2015	14	2116	5978002	PADV - Operating Costs - Gwinnett Shelter	05G	LMC	\$2,585.58
2016	16	2240	6001947	PADV: Operating Costs - Gwinnett Safe House	05G	LMC	\$11,352.54
					05G	Matrix Code	\$39,387.92
2012	31	2153	5882282	Fair Housing Activities	05J	LMC	\$4,000.00
2016	18	2224	5968913	Catholic Charities: Operating Costs - Fair Housing	05J	LMC	\$3,725.86
2016	18	2224	5978006	Catholic Charities: Operating Costs - Fair Housing	05J	LMC	\$1,782.91
2016	18	2224	6001947	Catholic Charities: Operating Costs - Fair Housing	05J	LMC	\$2,326.97
2016	18	2224	6004662	Catholic Charities: Operating Costs - Fair Housing	05J	LMC	\$2,272.30
					05J	Matrix Code	\$14,108.04
2015	15	2117	5900704	GC Board of Health - Equipment Purchase - Management System	05M	LMC	\$83,725.00
2016	20	2238	5978006	Hope Clinic: Operating Costs - Chronic Care Management Program	05M	LMC	\$52,013.14
					05M	Matrix Code	\$135,738.14
2016	21	2221	5968913	Africa's Children's Fund: Operating Costs - Therapeutic Intervention Program	05N	LMC	\$13,034.43
2016	21	2221	5978006	Africa's Children's Fund: Operating Costs - Therapeutic Intervention Program	05N	LMC	\$16,503.58
2016	21	2221	6001947	Africa's Children's Fund: Operating Costs - Therapeutic Intervention Program	05N	LMC	\$13,700.94



Office of Community Planning and Development
 U.S. Department of Housing and Urban Development
 Integrated Disbursement and Information System
 PR26 - CDBG Financial Summary Report
 Program Year 2016
 GWINNETT COUNTY , GA

DATE: 02-28-17
 TIME: 18:09
 PAGE: 7

Plan Year	IDIS Project	IDIS Activity	Voucher Number	Activity Name	Matrix Code	National Objective	Drawn Amount
2016	21	2221	6004662	Africa's Children's Fund: Operating Costs - Therapeutic Intervention Program	05N	LMC	\$2,701.46
					05N	Matrix Code	\$45,940.41
2016	30	2257	5998141	Catholic Charities: Operating Costs - Bilingual Mental Health Counseling	05O	LMC	\$8,635.04
2016	30	2257	6001947	Catholic Charities: Operating Costs - Bilingual Mental Health Counseling	05O	LMC	\$7,095.52
2016	30	2257	6004662	Catholic Charities: Operating Costs - Bilingual Mental Health Counseling	05O	LMC	\$5,559.22
2016	30	2258	6001947	Hope Clinic: Operating Costs - Mental Health Services	05O	LMC	\$7,362.50
2016	30	2258	6004662	Hope Clinic: Operating Costs - Mental Health Services	05O	LMC	\$12,087.50
					05O	Matrix Code	\$40,739.78
2014	14	2006	5882247	The IMPACT! Group - Operating Costs	05U	LMC	\$1,500.00
2014	14	2006	5900692	The IMPACT! Group - Operating Costs	05U	LMC	\$600.00
2014	14	2006	5938778	The IMPACT! Group - Operating Costs	05U	LMC	\$1,400.00
2015	16	2119	5900704	Catholic Charities - Housing Counseling	05U	LMC	\$3,981.37
2015	16	2119	5938779	Catholic Charities - Housing Counseling	05U	LMC	\$8,785.60
2015	16	2120	5900704	CPACS - Housing Counseling	05U	LMC	\$3,100.00
2016	17	2223	5968913	Catholic Charities: Operating Costs - Bilingual Housing Counseling	05U	LMC	\$14,230.85
2016	17	2223	5978006	Catholic Charities: Operating Costs - Bilingual Housing Counseling	05U	LMC	\$3,752.33
2016	17	2223	6001947	Catholic Charities: Operating Costs - Bilingual Housing Counseling	05U	LMC	\$4,139.40
2016	17	2223	6004662	Catholic Charities: Operating Costs - Bilingual Housing Counseling	05U	LMC	\$4,318.57
2016	17	2225	5968913	CPACS: Operating Costs - Housing Counseling	05U	LMC	\$20,178.77
2016	17	2225	5978006	CPACS: Operating Costs - Housing Counseling	05U	LMC	\$2,895.58
2016	17	2225	6001947	CPACS: Operating Costs - Housing Counseling	05U	LMC	\$1,717.80
2016	17	2243	5969085	The IMPACT! Group: Operating Costs - Housing Counseling/Homeownership Education	05U	LMC	\$22,729.41
2016	17	2243	5978006	The IMPACT! Group: Operating Costs - Housing Counseling/Homeownership Education	05U	LMC	\$22,381.16
					05U	Matrix Code	\$115,710.84
Total							\$658,880.60

LINE 37 DETAIL: ACTIVITIES INCLUDED IN THE COMPUTATION OF LINE 37

Plan Year	IDIS Project	IDIS Activity	Voucher Number	Activity Name	Matrix Code	National Objective	Drawn Amount
2011	1	1525	5900685	CDBG - County Adm.	21A		\$38.75
2011	1	1525	5910306	CDBG - County Adm.	21A		\$12.50
2011	1	1525	5918604	CDBG - County Adm.	21A		\$12.50
2011	1	1525	5928198	CDBG - County Adm.	21A		\$12.50
2011	1	1525	5938777	CDBG - County Adm.	21A		\$12.50
2011	1	1525	5950884	CDBG - County Adm.	21A		\$37.41
2011	1	1525	6001046	CDBG - County Adm.	21A		\$25.00
2011	1	1525	6004657	CDBG - County Adm.	21A		\$12.50
2013	1	1944	5950905	CDBG Program Administration	21A		\$7,232.23
2013	1	2057	5882282	WFN Admin (4064) Program Management & Reimbursables	21A		\$21,027.00
2013	1	2057	5900689	WFN Admin (4064) Program Management & Reimbursables	21A		\$42,061.00
2013	1	2057	5910324	WFN Admin (4064) Program Management & Reimbursables	21A		\$12,117.45
2014	3	2026	5882247	CDBG - WFN Office Admin.	21A		\$22.05
2014	3	2026	5900692	CDBG - WFN Office Admin.	21A		\$3,066.27
2014	3	2026	5910298	CDBG - WFN Office Admin.	21A		\$3,678.37
2014	3	2026	5918610	CDBG - WFN Office Admin.	21A		\$1,146.80
2014	3	2026	5928202	CDBG - WFN Office Admin.	21A		\$323.29
2014	3	2026	5938778	CDBG - WFN Office Admin.	21A		\$2,868.76



U.S. Department of Housing and Urban Development
 Office of Community Planning and Development
 Integrated Disbursement and Information System
 Status of HOME Grants
 GWINNETT COUNTY

DATE: 02-28-17
 TIME: 18:10
 PAGE: 1

IDIS - PR27

Commitments from Authorized Funds

Fiscal Year	Total Authorization	Admin/CHDO OP Authorization	CR/CL/CC – Amount Committed to CHDOS	% CHDO Cmtd	SU Funds-Subgrants to Other Entities	EN Funds-PJ Committed to Activities	Total Authorized Commitments	% of Auth Cmtd
2000	\$762,000.00	\$114,300.00	\$114,300.00	15.0%	\$0.00	\$533,400.00	\$762,000.00	100.0%
2001	\$854,000.00	\$128,100.00	\$128,100.00	15.0%	\$0.00	\$597,800.00	\$854,000.00	100.0%
2002	\$851,000.00	\$127,650.00	\$127,650.00	15.0%	\$0.00	\$595,700.00	\$851,000.00	100.0%
2003	\$1,620,057.00	\$243,008.55	\$243,008.55	15.0%	\$0.00	\$1,134,039.90	\$1,620,057.00	100.0%
2004	\$1,840,591.00	\$254,174.55	\$244,578.45	13.2%	\$0.00	\$1,341,838.00	\$1,840,591.00	100.0%
2005	\$1,644,910.00	\$236,976.60	\$236,976.60	14.4%	\$0.00	\$1,170,956.80	\$1,644,910.00	100.0%
2006	\$1,520,842.00	\$223,256.25	\$223,256.25	14.6%	\$0.00	\$1,074,329.50	\$1,520,842.00	100.0%
2007	\$1,505,692.00	\$220,986.90	\$220,986.90	14.6%	\$0.00	\$1,063,718.20	\$1,505,692.00	100.0%
2008	\$1,443,535.00	\$214,563.90	\$214,563.90	14.8%	\$0.00	\$1,014,407.20	\$1,443,535.00	100.0%
2009	\$1,588,261.00	\$158,826.10	\$238,239.15	15.0%	\$0.00	\$1,191,195.75	\$1,588,261.00	100.0%
2010	\$1,584,502.00	\$158,450.20	\$237,675.30	15.0%	\$0.00	\$1,188,376.50	\$1,584,502.00	100.0%
2011	\$1,390,424.00	\$214,153.70	\$208,563.60	15.0%	\$0.00	\$967,706.70	\$1,390,424.00	100.0%
2012	\$1,275,207.00	\$190,996.00	\$191,185.40	14.9%	\$0.00	\$892,740.25	\$1,274,921.65	99.9%
2013	\$1,364,350.00	\$136,435.00	\$204,653.00	15.0%	\$0.00	\$1,023,262.00	\$1,364,350.00	100.0%
2014	\$1,505,743.00	\$200,574.00	\$455,705.31	30.2%	\$0.00	\$821,815.34	\$1,478,094.65	98.1%
2015	\$1,425,854.00	\$192,585.00	\$158,139.02	11.0%	\$0.00	\$689,886.46	\$1,040,610.48	72.9%
2016	\$1,509,619.00	\$150,961.90	\$237,703.67	15.7%	\$0.00	\$640,150.81	\$1,028,816.38	68.1%
Total	\$23,686,587.00	\$3,165,998.65	\$3,685,285.10	15.5%	\$0.00	\$15,941,323.41	\$22,792,607.16	96.2%



U.S. Department of Housing and Urban Development
 Office of Community Planning and Development
 Integrated Disbursement and Information System
 Status of HOME Grants
 GWINNETT COUNTY

DATE: 02-28-17
 TIME: 18:10
 PAGE: 2

IDIS - PR27

Program Income (PI)

Program Year	Total Receipts	Amount Suballocated to PA	Amount Committed to Activities	% Committed	Net Disbursed	Disbursed Pending Approval	Total Disbursed	% Disbursed
2000	\$0.00	N/A	\$0.00	0.0%	\$0.00	\$0.00	\$0.00	0.0%
2001	\$30,482.60	N/A	\$30,482.60	100.0%	\$30,482.60	\$0.00	\$30,482.60	100.0%
2002	\$58,093.53	N/A	\$58,093.53	100.0%	\$58,093.53	\$0.00	\$58,093.53	100.0%
2003	\$63,056.07	N/A	\$63,056.07	100.0%	\$63,056.07	\$0.00	\$63,056.07	100.0%
2004	\$104,482.94	N/A	\$104,482.94	100.0%	\$104,482.94	\$0.00	\$104,482.94	100.0%
2005	\$99,997.18	N/A	\$99,997.18	100.0%	\$99,997.18	\$0.00	\$99,997.18	100.0%
2006	\$209,895.74	N/A	\$209,895.74	100.0%	\$209,895.74	\$0.00	\$209,895.74	100.0%
2007	\$85,510.03	N/A	\$85,510.03	100.0%	\$85,510.03	\$0.00	\$85,510.03	100.0%
2008	\$49,234.37	N/A	\$49,234.37	100.0%	\$49,234.37	\$0.00	\$49,234.37	100.0%
2009	\$44,808.03	N/A	\$44,808.03	100.0%	\$44,808.03	\$0.00	\$44,808.03	100.0%
2010	\$45,451.03	N/A	\$45,451.03	100.0%	\$45,451.03	\$0.00	\$45,451.03	100.0%
2011	\$55,901.03	N/A	\$55,901.03	100.0%	\$55,901.03	\$0.00	\$55,901.03	100.0%
2012	\$55,842.21	\$0.00	\$55,842.21	100.0%	\$55,842.21	\$0.00	\$55,842.21	100.0%
2013	\$57,766.71	\$0.00	\$57,766.71	100.0%	\$57,766.71	\$0.00	\$57,766.71	100.0%
2014	\$38,500.00	\$0.00	\$38,500.00	100.0%	\$31,947.42	\$0.00	\$31,947.42	82.9%
2015	\$43,860.76	\$0.00	\$42,580.83	97.0%	\$38,713.34	\$0.00	\$38,713.34	88.2%
2016	\$78,460.92	\$0.00	\$69,460.92	88.5%	\$51,429.02	\$0.00	\$51,429.02	65.5%
Total	\$1,121,343.15	\$0.00	\$1,111,063.22	99.0%	\$1,082,611.25	\$0.00	\$1,082,611.25	96.5%



U.S. Department of Housing and Urban Development
Office of Community Planning and Development
Integrated Disbursement and Information System
Status of HOME Grants
GWINNETT COUNTY

DATE: 02-28-17
TIME: 18:10
PAGE: 3

IDIS - PR27

Program Income for Administration (PA)

Program Year	Authorized Amount	Amount Committed to Activities	% Committed	Net Disbursed	Disbursed Pending Approval	Total Disbursed	% Disbursed
2012	\$0.00	\$0.00	0.0%	\$0.00	\$0.00	\$0.00	0.0%
2013	\$0.00	\$0.00	0.0%	\$0.00	\$0.00	\$0.00	0.0%
2014	\$0.00	\$0.00	0.0%	\$0.00	\$0.00	\$0.00	0.0%
2015	\$0.00	\$0.00	0.0%	\$0.00	\$0.00	\$0.00	0.0%
2016	\$0.00	\$0.00	0.0%	\$0.00	\$0.00	\$0.00	0.0%
Total	\$0.00	\$0.00	0.0%	\$0.00	\$0.00	\$0.00	0.0%



U.S. Department of Housing and Urban Development
Office of Community Planning and Development
Integrated Disbursement and Information System
Status of HOME Grants
GWINNETT COUNTY

DATE: 02-28-17
TIME: 18:10
PAGE: 4

IDIS - PR27

Recaptured Homebuyer Funds (HP)

Program Year	Total Receipts	Amount Committed to Activities	% Committed	Net Disbursed	Disbursed Pending Approval	Total Disbursed	% Disbursed
2015	\$0.00	\$0.00	0.0%	\$0.00	\$0.00	\$0.00	0.0%
2016	\$0.00	\$0.00	0.0%	\$0.00	\$0.00	\$0.00	0.0%
Total	\$0.00	\$0.00	0.0%	\$0.00	\$0.00	\$0.00	0.0%



U.S. Department of Housing and Urban Development
Office of Community Planning and Development
Integrated Disbursement and Information System
Status of HOME Grants
GWINNETT COUNTY

DATE: 02-28-17
TIME: 18:10
PAGE: 5

IDIS - PR27

Repayments to Local Account (IU)

Program Year	Total Receipts	Amount Committed to Activities	% Committed	Net Disbursed	Disbursed Pending Approval	Total Disbursed	% Disbursed
2015	\$0.00	\$0.00	0.0%	\$0.00	\$0.00	\$0.00	0.0%
2016	\$0.00	\$0.00	0.0%	\$0.00	\$0.00	\$0.00	0.0%
Total	\$0.00	\$0.00	0.0%	\$0.00	\$0.00	\$0.00	0.0%



U.S. Department of Housing and Urban Development
 Office of Community Planning and Development
 Integrated Disbursement and Information System
 Status of HOME Grants
 GWINNETT COUNTY

DATE: 02-28-17
 TIME: 18:10
 PAGE: 6

IDIS - PR27

Disbursements from Treasury Account

Fiscal Year	Total Authorization	Disbursed	Returned	Net Disbursed	Disbursed Pending Approval	Total Disbursed	% Disb	Available to Disburse
2000	\$762,000.00	\$762,000.00	\$0.00	\$762,000.00	\$0.00	\$762,000.00	100.0%	\$0.00
2001	\$854,000.00	\$854,000.00	\$0.00	\$854,000.00	\$0.00	\$854,000.00	100.0%	\$0.00
2002	\$851,000.00	\$851,000.00	\$0.00	\$851,000.00	\$0.00	\$851,000.00	100.0%	\$0.00
2003	\$1,620,057.00	\$1,620,057.00	\$0.00	\$1,620,057.00	\$0.00	\$1,620,057.00	100.0%	\$0.00
2004	\$1,840,591.00	\$1,840,591.00	\$0.00	\$1,840,591.00	\$0.00	\$1,840,591.00	100.0%	\$0.00
2005	\$1,644,910.00	\$1,644,910.00	\$0.00	\$1,644,910.00	\$0.00	\$1,644,910.00	100.0%	\$0.00
2006	\$1,520,842.00	\$1,520,842.00	\$0.00	\$1,520,842.00	\$0.00	\$1,520,842.00	100.0%	\$0.00
2007	\$1,505,692.00	\$1,505,692.00	\$0.00	\$1,505,692.00	\$0.00	\$1,505,692.00	100.0%	\$0.00
2008	\$1,443,535.00	\$1,443,535.00	\$0.00	\$1,443,535.00	\$0.00	\$1,443,535.00	100.0%	\$0.00
2009	\$1,588,261.00	\$1,588,261.00	\$0.00	\$1,588,261.00	\$0.00	\$1,588,261.00	100.0%	\$0.00
2010	\$1,584,502.00	\$1,584,502.00	\$0.00	\$1,584,502.00	\$0.00	\$1,584,502.00	100.0%	\$0.00
2011	\$1,390,424.00	\$1,390,424.00	\$0.00	\$1,390,424.00	\$0.00	\$1,390,424.00	100.0%	\$0.00
2012	\$1,275,207.00	\$1,274,921.65	\$0.00	\$1,274,921.65	\$0.00	\$1,274,921.65	99.9%	\$285.35
2013	\$1,364,350.00	\$1,310,354.57	\$0.00	\$1,310,354.57	\$0.00	\$1,310,354.57	96.0%	\$53,995.43
2014	\$1,505,743.00	\$1,279,616.33	\$0.00	\$1,279,616.33	\$0.00	\$1,279,616.33	84.9%	\$226,126.67
2015	\$1,425,854.00	\$824,161.16	\$0.00	\$824,161.16	\$0.00	\$824,161.16	57.8%	\$601,692.84
2016	\$1,509,619.00	\$539,074.77	\$0.00	\$539,074.77	\$0.00	\$539,074.77	35.7%	\$970,544.23
Total	\$23,686,587.00	\$21,833,942.48	\$0.00	\$21,833,942.48	\$0.00	\$21,833,942.48	92.1%	\$1,852,644.52



U.S. Department of Housing and Urban Development
 Office of Community Planning and Development
 Integrated Disbursement and Information System
 Status of HOME Grants
 GWINNETT COUNTY

DATE: 02-28-17
 TIME: 18:10
 PAGE: 7

IDIS - PR27

Home Activities Commitments/Disbursements from Treasury Account

Fiscal Year	Authorized for Activities	Amount Committed to Activities	% Cmtd	Disbursed	Returned	Net Disbursed	% Net Disb	Disbursed Pending Approval	Total Disbursed	% Disb
2000	\$647,700.00	\$647,700.00	100.0%	\$647,700.00	\$0.00	\$647,700.00	100.0%	\$0.00	\$647,700.00	100.0%
2001	\$725,900.00	\$725,900.00	100.0%	\$725,900.00	\$0.00	\$725,900.00	100.0%	\$0.00	\$725,900.00	100.0%
2002	\$723,350.00	\$723,350.00	100.0%	\$723,350.00	\$0.00	\$723,350.00	100.0%	\$0.00	\$723,350.00	100.0%
2003	\$1,377,048.45	\$1,377,048.45	100.0%	\$1,377,048.45	\$0.00	\$1,377,048.45	100.0%	\$0.00	\$1,377,048.45	100.0%
2004	\$1,586,416.45	\$1,586,416.45	100.0%	\$1,586,416.45	\$0.00	\$1,586,416.45	100.0%	\$0.00	\$1,586,416.45	100.0%
2005	\$1,407,933.40	\$1,407,933.40	100.0%	\$1,407,933.40	\$0.00	\$1,407,933.40	100.0%	\$0.00	\$1,407,933.40	100.0%
2006	\$1,297,585.75	\$1,297,585.75	100.0%	\$1,297,585.75	\$0.00	\$1,297,585.75	100.0%	\$0.00	\$1,297,585.75	100.0%
2007	\$1,284,705.10	\$1,284,705.10	100.0%	\$1,284,705.10	\$0.00	\$1,284,705.10	100.0%	\$0.00	\$1,284,705.10	100.0%
2008	\$1,228,971.10	\$1,228,971.10	100.0%	\$1,228,971.10	\$0.00	\$1,228,971.10	100.0%	\$0.00	\$1,228,971.10	100.0%
2009	\$1,429,434.90	\$1,429,434.90	100.0%	\$1,429,434.90	\$0.00	\$1,429,434.90	100.0%	\$0.00	\$1,429,434.90	100.0%
2010	\$1,426,051.80	\$1,426,051.80	100.0%	\$1,426,051.80	\$0.00	\$1,426,051.80	100.0%	\$0.00	\$1,426,051.80	100.0%
2011	\$1,176,270.30	\$1,176,270.30	100.0%	\$1,176,270.30	\$0.00	\$1,176,270.30	100.0%	\$0.00	\$1,176,270.30	100.0%
2012	\$1,084,211.00	\$1,083,925.65	99.9%	\$1,083,925.65	\$0.00	\$1,083,925.65	99.9%	\$0.00	\$1,083,925.65	99.9%
2013	\$1,227,915.00	\$1,227,915.00	100.0%	\$1,227,915.00	\$0.00	\$1,227,915.00	100.0%	\$0.00	\$1,227,915.00	100.0%
2014	\$1,305,169.00	\$1,277,520.65	97.8%	\$1,229,616.33	\$0.00	\$1,229,616.33	94.2%	\$0.00	\$1,229,616.33	94.2%
2015	\$1,233,269.00	\$848,025.48	68.7%	\$774,161.16	\$0.00	\$774,161.16	62.7%	\$0.00	\$774,161.16	62.7%
2016	\$1,308,657.10	\$877,854.48	67.0%	\$539,074.77	\$0.00	\$539,074.77	41.1%	\$0.00	\$539,074.77	41.1%
Total	\$20,470,588.35	\$19,626,608.51	95.8%	\$19,166,060.16	\$0.00	\$19,166,060.16	93.6%	\$0.00	\$19,166,060.16	93.6%



U.S. Department of Housing and Urban Development
 Office of Community Planning and Development
 Integrated Disbursement and Information System
 Status of HOME Grants
 GWINNETT COUNTY

DATE: 02-28-17
 TIME: 18:10
 PAGE: 8

IDIS - PR27

Administrative Funds (AD)

Fiscal Year	Authorized Amount	Amount Committed	% Auth Cmtd	Balance to Commit	Total Disbursed	% Auth Disb	Available to Disburse
2000	\$76,200.00	\$76,200.00	100.0%	\$0.00	\$76,200.00	100.0%	\$0.00
2001	\$85,400.00	\$85,400.00	100.0%	\$0.00	\$85,400.00	100.0%	\$0.00
2002	\$85,100.00	\$85,100.00	100.0%	\$0.00	\$85,100.00	100.0%	\$0.00
2003	\$162,005.70	\$162,005.70	100.0%	\$0.00	\$162,005.70	100.0%	\$0.00
2004	\$172,648.40	\$172,648.40	100.0%	\$0.00	\$172,648.40	100.0%	\$0.00
2005	\$157,984.40	\$157,984.40	100.0%	\$0.00	\$157,984.40	100.0%	\$0.00
2006	\$148,837.50	\$148,837.50	100.0%	\$0.00	\$148,837.50	100.0%	\$0.00
2007	\$147,324.60	\$147,324.60	100.0%	\$0.00	\$147,324.60	100.0%	\$0.00
2008	\$143,042.60	\$143,042.60	100.0%	\$0.00	\$143,042.60	100.0%	\$0.00
2009	\$158,826.10	\$158,826.10	100.0%	\$0.00	\$158,826.10	100.0%	\$0.00
2010	\$158,450.20	\$158,450.20	100.0%	\$0.00	\$158,450.20	100.0%	\$0.00
2011	\$144,632.50	\$144,632.50	100.0%	\$0.00	\$144,632.50	100.0%	\$0.00
2012	\$127,331.00	\$127,331.00	100.0%	\$0.00	\$127,331.00	100.0%	\$0.00
2013	\$136,435.00	\$136,435.00	100.0%	\$0.00	\$82,439.57	60.4%	\$53,995.43
2014	\$150,574.00	\$7,543.00	5.0%	\$143,031.00	\$0.00	0.0%	\$150,574.00
2015	\$142,585.00	\$0.00	0.0%	\$142,585.00	\$0.00	0.0%	\$142,585.00
2016	\$150,961.90	\$150,961.00	99.9%	\$0.90	\$0.00	0.0%	\$150,961.90
Total	\$2,348,338.90	\$2,062,722.00	87.8%	\$285,616.90	\$1,850,222.57	78.7%	\$498,116.33



U.S. Department of Housing and Urban Development
 Office of Community Planning and Development
 Integrated Disbursement and Information System
 Status of HOME Grants
 GWINNETT COUNTY

DATE: 02-28-17
 TIME: 18:10
 PAGE: 9

IDIS - PR27

CHDO Operating Funds (CO)

Fiscal Year	Authorized Amount	Amount Committed	% Auth Cmtd	Balance to Commit	Total Disbursed	% Auth Disb	Available to Disburse
2000	\$38,100.00	\$38,100.00	100.0%	\$0.00	\$38,100.00	100.0%	\$0.00
2001	\$42,700.00	\$42,700.00	100.0%	\$0.00	\$42,700.00	100.0%	\$0.00
2002	\$42,550.00	\$42,550.00	100.0%	\$0.00	\$42,550.00	100.0%	\$0.00
2003	\$81,002.85	\$81,002.85	100.0%	\$0.00	\$81,002.85	100.0%	\$0.00
2004	\$81,526.15	\$81,526.15	100.0%	\$0.00	\$81,526.15	100.0%	\$0.00
2005	\$78,992.20	\$78,992.20	100.0%	\$0.00	\$78,992.20	100.0%	\$0.00
2006	\$74,418.75	\$74,418.75	100.0%	\$0.00	\$74,418.75	100.0%	\$0.00
2007	\$73,662.30	\$73,662.30	100.0%	\$0.00	\$73,662.30	100.0%	\$0.00
2008	\$71,521.30	\$71,521.30	100.0%	\$0.00	\$71,521.30	100.0%	\$0.00
2009	\$0.00	\$0.00	0.0%	\$0.00	\$0.00	0.0%	\$0.00
2010	\$0.00	\$0.00	0.0%	\$0.00	\$0.00	0.0%	\$0.00
2011	\$69,521.20	\$69,521.20	100.0%	\$0.00	\$69,521.20	100.0%	\$0.00
2012	\$63,665.00	\$63,665.00	100.0%	\$0.00	\$63,665.00	100.0%	\$0.00
2013	\$0.00	\$0.00	0.0%	\$0.00	\$0.00	0.0%	\$0.00
2014	\$50,000.00	\$50,000.00	100.0%	\$0.00	\$50,000.00	100.0%	\$0.00
2015	\$50,000.00	\$50,000.00	100.0%	\$0.00	\$50,000.00	100.0%	\$0.00
2016	\$50,000.00	\$0.00	0.0%	\$50,000.00	\$0.00	0.0%	\$50,000.00
Total	\$867,659.75	\$817,659.75	94.2%	\$50,000.00	\$817,659.75	94.2%	\$50,000.00



U.S. Department of Housing and Urban Development
 Office of Community Planning and Development
 Integrated Disbursement and Information System
 Status of HOME Grants
 GWINNETT COUNTY

DATE: 02-28-17
 TIME: 18:10
 PAGE: 10

IDIS - PR27

CHDO Funds (CR)

Fiscal Year	CHDO Requirement	Authorized Amount	Amount Suballocated to CL/CC	Amount Subgranted to CHDOS	Balance to Subgrant	Funds Committed to Activities	% Subg Cmtd	Balance to Commit	Total Disbursed	% Subg Disb	Available to Disburse
2000	\$114,300.00	\$114,300.00	\$0.00	\$114,300.00	\$0.00	\$114,300.00	100.0%	\$0.00	\$114,300.00	100.0%	\$0.00
2001	\$128,100.00	\$128,100.00	\$0.00	\$128,100.00	\$0.00	\$128,100.00	100.0%	\$0.00	\$128,100.00	100.0%	\$0.00
2002	\$127,650.00	\$127,650.00	\$0.00	\$127,650.00	\$0.00	\$127,650.00	100.0%	\$0.00	\$127,650.00	100.0%	\$0.00
2003	\$243,008.55	\$243,008.55	\$0.00	\$243,008.55	\$0.00	\$243,008.55	100.0%	\$0.00	\$243,008.55	100.0%	\$0.00
2004	\$244,578.45	\$244,578.45	\$0.00	\$244,578.45	\$0.00	\$244,578.45	100.0%	\$0.00	\$244,578.45	100.0%	\$0.00
2005	\$236,976.60	\$236,976.60	\$0.00	\$236,976.60	\$0.00	\$236,976.60	100.0%	\$0.00	\$236,976.60	100.0%	\$0.00
2006	\$223,256.25	\$223,256.25	\$0.00	\$223,256.25	\$0.00	\$223,256.25	100.0%	\$0.00	\$223,256.25	100.0%	\$0.00
2007	\$220,986.90	\$220,986.90	\$0.00	\$220,986.90	\$0.00	\$220,986.90	100.0%	\$0.00	\$220,986.90	100.0%	\$0.00
2008	\$214,563.90	\$214,563.90	\$0.00	\$214,563.90	\$0.00	\$214,563.90	100.0%	\$0.00	\$214,563.90	100.0%	\$0.00
2009	\$238,239.15	\$238,239.15	\$0.00	\$238,239.15	\$0.00	\$238,239.15	100.0%	\$0.00	\$238,239.15	100.0%	\$0.00
2010	\$237,675.30	\$237,675.30	\$0.00	\$237,675.30	\$0.00	\$237,675.30	100.0%	\$0.00	\$237,675.30	100.0%	\$0.00
2011	\$208,563.60	\$208,563.60	\$0.00	\$208,563.60	\$0.00	\$208,563.60	100.0%	\$0.00	\$208,563.60	100.0%	\$0.00
2012	\$191,281.05	\$191,470.75	\$0.00	\$191,185.70	\$285.05	\$191,185.40	99.9%	\$285.35	\$191,185.40	99.9%	\$285.35
2013	\$204,652.50	\$204,653.00	\$0.00	\$204,653.00	\$0.00	\$204,653.00	100.0%	\$0.00	\$204,653.00	100.0%	\$0.00
2014	\$225,861.45	\$475,953.00	\$0.00	\$475,953.00	\$0.00	\$455,705.31	95.7%	\$20,247.69	\$423,723.41	89.0%	\$52,229.59
2015	\$213,878.10	\$213,879.00	\$0.00	\$213,879.00	\$0.00	\$158,139.02	73.9%	\$55,739.98	\$100,688.38	47.0%	\$113,190.62
2016	\$226,442.85	\$251,467.00	\$0.00	\$251,467.00	\$0.00	\$237,703.67	94.5%	\$13,763.33	\$233,315.96	92.7%	\$18,151.04
Total	\$3,500,014.65	\$3,775,321.45	\$0.00	\$3,775,036.40	\$285.05	\$3,685,285.10	97.6%	\$90,036.35	\$3,591,464.85	95.1%	\$183,856.60



U.S. Department of Housing and Urban Development
 Office of Community Planning and Development
 Integrated Disbursement and Information System
 Status of HOME Grants
 GWINNETT COUNTY

DATE: 02-28-17
 TIME: 18:10
 PAGE: 11

IDIS - PR27

CHDO Loans (CL)

Fiscal Year	Authorized Amount	Amount Subgranted	Amount Committed	% Auth Cmtd	Balance to Commit	Total Disbursed	% Auth Disb	Available to Disburse
2000	\$0.00	\$0.00	\$0.00	0.0%	\$0.00	\$0.00	0.0%	\$0.00
2001	\$0.00	\$0.00	\$0.00	0.0%	\$0.00	\$0.00	0.0%	\$0.00
2002	\$0.00	\$0.00	\$0.00	0.0%	\$0.00	\$0.00	0.0%	\$0.00
2003	\$0.00	\$0.00	\$0.00	0.0%	\$0.00	\$0.00	0.0%	\$0.00
2004	\$0.00	\$0.00	\$0.00	0.0%	\$0.00	\$0.00	0.0%	\$0.00
2005	\$0.00	\$0.00	\$0.00	0.0%	\$0.00	\$0.00	0.0%	\$0.00
2006	\$0.00	\$0.00	\$0.00	0.0%	\$0.00	\$0.00	0.0%	\$0.00
2007	\$0.00	\$0.00	\$0.00	0.0%	\$0.00	\$0.00	0.0%	\$0.00
2008	\$0.00	\$0.00	\$0.00	0.0%	\$0.00	\$0.00	0.0%	\$0.00
2009	\$0.00	\$0.00	\$0.00	0.0%	\$0.00	\$0.00	0.0%	\$0.00
2010	\$0.00	\$0.00	\$0.00	0.0%	\$0.00	\$0.00	0.0%	\$0.00
2011	\$0.00	\$0.00	\$0.00	0.0%	\$0.00	\$0.00	0.0%	\$0.00
2012	\$0.00	\$0.00	\$0.00	0.0%	\$0.00	\$0.00	0.0%	\$0.00
2013	\$0.00	\$0.00	\$0.00	0.0%	\$0.00	\$0.00	0.0%	\$0.00
2014	\$0.00	\$0.00	\$0.00	0.0%	\$0.00	\$0.00	0.0%	\$0.00
2015	\$0.00	\$0.00	\$0.00	0.0%	\$0.00	\$0.00	0.0%	\$0.00
2016	\$0.00	\$0.00	\$0.00	0.0%	\$0.00	\$0.00	0.0%	\$0.00
Total	\$0.00	\$0.00	\$0.00	0.0%	\$0.00	\$0.00	0.0%	\$0.00



U.S. Department of Housing and Urban Development
 Office of Community Planning and Development
 Integrated Disbursement and Information System
 Status of HOME Grants
 GWINNETT COUNTY

DATE: 02-28-17
 TIME: 18:10
 PAGE: 12

IDIS - PR27

CHDO Capacity (CC)

Fiscal Year	Authorized Amount	Amount Subgranted	Amount Committed	% Auth Cmtd	Balance to Commit	Total Disbursed	% Auth Disb	Available to Disburse
2000	\$0.00	\$0.00	\$0.00	0.0%	\$0.00	\$0.00	0.0%	\$0.00
2001	\$0.00	\$0.00	\$0.00	0.0%	\$0.00	\$0.00	0.0%	\$0.00
2002	\$0.00	\$0.00	\$0.00	0.0%	\$0.00	\$0.00	0.0%	\$0.00
2003	\$0.00	\$0.00	\$0.00	0.0%	\$0.00	\$0.00	0.0%	\$0.00
2004	\$0.00	\$0.00	\$0.00	0.0%	\$0.00	\$0.00	0.0%	\$0.00
2005	\$0.00	\$0.00	\$0.00	0.0%	\$0.00	\$0.00	0.0%	\$0.00
2006	\$0.00	\$0.00	\$0.00	0.0%	\$0.00	\$0.00	0.0%	\$0.00
2007	\$0.00	\$0.00	\$0.00	0.0%	\$0.00	\$0.00	0.0%	\$0.00
2008	\$0.00	\$0.00	\$0.00	0.0%	\$0.00	\$0.00	0.0%	\$0.00
2009	\$0.00	\$0.00	\$0.00	0.0%	\$0.00	\$0.00	0.0%	\$0.00
2010	\$0.00	\$0.00	\$0.00	0.0%	\$0.00	\$0.00	0.0%	\$0.00
2011	\$0.00	\$0.00	\$0.00	0.0%	\$0.00	\$0.00	0.0%	\$0.00
2012	\$0.00	\$0.00	\$0.00	0.0%	\$0.00	\$0.00	0.0%	\$0.00
2013	\$0.00	\$0.00	\$0.00	0.0%	\$0.00	\$0.00	0.0%	\$0.00
2014	\$0.00	\$0.00	\$0.00	0.0%	\$0.00	\$0.00	0.0%	\$0.00
2015	\$0.00	\$0.00	\$0.00	0.0%	\$0.00	\$0.00	0.0%	\$0.00
2016	\$0.00	\$0.00	\$0.00	0.0%	\$0.00	\$0.00	0.0%	\$0.00
Total	\$0.00	\$0.00	\$0.00	0.0%	\$0.00	\$0.00	0.0%	\$0.00



U.S. Department of Housing and Urban Development
 Office of Community Planning and Development
 Integrated Disbursement and Information System
 Status of HOME Grants
 GWINNETT COUNTY

DATE: 02-28-17
 TIME: 18:10
 PAGE: 13

IDIS - PR27

Reservations to State Recipients and Sub-recipients (SU)

Fiscal Year	Authorized Amount	Amount Subgranted to Other Entities	Amount Committed	% Auth Cmtd	Balance to Commit	Total Disbursed	% Auth Disb	Available to Disburse
2000	\$0.00	\$0.00	\$0.00	0.0%	\$0.00	\$0.00	0.0%	\$0.00
2001	\$0.00	\$0.00	\$0.00	0.0%	\$0.00	\$0.00	0.0%	\$0.00
2002	\$0.00	\$0.00	\$0.00	0.0%	\$0.00	\$0.00	0.0%	\$0.00
2003	\$0.00	\$0.00	\$0.00	0.0%	\$0.00	\$0.00	0.0%	\$0.00
2004	\$0.00	\$0.00	\$0.00	0.0%	\$0.00	\$0.00	0.0%	\$0.00
2005	\$0.00	\$0.00	\$0.00	0.0%	\$0.00	\$0.00	0.0%	\$0.00
2006	\$0.00	\$0.00	\$0.00	0.0%	\$0.00	\$0.00	0.0%	\$0.00
2007	\$0.00	\$0.00	\$0.00	0.0%	\$0.00	\$0.00	0.0%	\$0.00
2008	\$0.00	\$0.00	\$0.00	0.0%	\$0.00	\$0.00	0.0%	\$0.00
2009	\$0.00	\$0.00	\$0.00	0.0%	\$0.00	\$0.00	0.0%	\$0.00
2010	\$0.00	\$0.00	\$0.00	0.0%	\$0.00	\$0.00	0.0%	\$0.00
2011	\$0.00	\$0.00	\$0.00	0.0%	\$0.00	\$0.00	0.0%	\$0.00
2012	\$0.00	\$0.00	\$0.00	0.0%	\$0.00	\$0.00	0.0%	\$0.00
2013	\$0.00	\$0.00	\$0.00	0.0%	\$0.00	\$0.00	0.0%	\$0.00
2014	\$0.00	\$0.00	\$0.00	0.0%	\$0.00	\$0.00	0.0%	\$0.00
2015	\$0.00	\$0.00	\$0.00	0.0%	\$0.00	\$0.00	0.0%	\$0.00
2016	\$0.00	\$0.00	\$0.00	0.0%	\$0.00	\$0.00	0.0%	\$0.00
Total	\$0.00	\$0.00	\$0.00	0.0%	\$0.00	\$0.00	0.0%	\$0.00



U.S. Department of Housing and Urban Development
 Office of Community Planning and Development
 Integrated Disbursement and Information System
 Status of HOME Grants
 GWINNETT COUNTY

DATE: 02-28-17
 TIME: 18:10
 PAGE: 14

IDIS - PR27

Total Program Funds

Fiscal Year	Total Authorization	Local Account Funds	Committed Amount	Net Disbursed for Activities	Net Disbursed for Admin/CHDO OP	Net Disbursed	Disbursed Pending Approval	Total Disbursed	Available to Disburse
2000	\$762,000.00	\$0.00	\$647,700.00	\$647,700.00	\$114,300.00	\$762,000.00	\$0.00	\$762,000.00	\$0.00
2001	\$854,000.00	\$30,482.60	\$756,382.60	\$756,382.60	\$128,100.00	\$884,482.60	\$0.00	\$884,482.60	\$0.00
2002	\$851,000.00	\$58,093.53	\$781,443.53	\$781,443.53	\$127,650.00	\$909,093.53	\$0.00	\$909,093.53	\$0.00
2003	\$1,620,057.00	\$63,056.07	\$1,440,104.52	\$1,440,104.52	\$243,008.55	\$1,683,113.07	\$0.00	\$1,683,113.07	\$0.00
2004	\$1,840,591.00	\$104,482.94	\$1,690,899.39	\$1,690,899.39	\$254,174.55	\$1,945,073.94	\$0.00	\$1,945,073.94	\$0.00
2005	\$1,644,910.00	\$99,997.18	\$1,507,930.58	\$1,507,930.58	\$236,976.60	\$1,744,907.18	\$0.00	\$1,744,907.18	\$0.00
2006	\$1,520,842.00	\$209,895.74	\$1,507,481.49	\$1,507,481.49	\$223,256.25	\$1,730,737.74	\$0.00	\$1,730,737.74	\$0.00
2007	\$1,505,692.00	\$85,510.03	\$1,370,215.13	\$1,370,215.13	\$220,986.90	\$1,591,202.03	\$0.00	\$1,591,202.03	\$0.00
2008	\$1,443,535.00	\$49,234.37	\$1,278,205.47	\$1,278,205.47	\$214,563.90	\$1,492,769.37	\$0.00	\$1,492,769.37	\$0.00
2009	\$1,588,261.00	\$44,808.03	\$1,474,242.93	\$1,474,242.93	\$158,826.10	\$1,633,069.03	\$0.00	\$1,633,069.03	\$0.00
2010	\$1,584,502.00	\$45,451.03	\$1,471,502.83	\$1,471,502.83	\$158,450.20	\$1,629,953.03	\$0.00	\$1,629,953.03	\$0.00
2011	\$1,390,424.00	\$55,901.03	\$1,232,171.33	\$1,232,171.33	\$214,153.70	\$1,446,325.03	\$0.00	\$1,446,325.03	\$0.00
2012	\$1,275,207.00	\$55,842.21	\$1,139,767.86	\$1,139,767.86	\$190,996.00	\$1,330,763.86	\$0.00	\$1,330,763.86	\$285.35
2013	\$1,364,350.00	\$57,766.71	\$1,285,681.71	\$1,285,681.71	\$82,439.57	\$1,368,121.28	\$0.00	\$1,368,121.28	\$53,995.43
2014	\$1,505,743.00	\$38,500.00	\$1,316,020.65	\$1,261,563.75	\$50,000.00	\$1,311,563.75	\$0.00	\$1,311,563.75	\$232,679.25
2015	\$1,425,854.00	\$43,860.76	\$890,606.31	\$812,874.50	\$50,000.00	\$862,874.50	\$0.00	\$862,874.50	\$606,840.26
2016	\$1,509,619.00	\$78,460.92	\$947,315.40	\$590,503.79	\$0.00	\$590,503.79	\$0.00	\$590,503.79	\$997,576.13
Total	\$23,686,587.00	\$1,121,343.15	\$20,737,671.73	\$20,248,671.41	\$2,667,882.32	\$22,916,553.73	\$0.00	\$22,916,553.73	\$1,891,376.42



U.S. Department of Housing and Urban Development
 Office of Community Planning and Development
 Integrated Disbursement and Information System
 Status of HOME Grants
 GWINNETT COUNTY

DATE: 02-28-17
 TIME: 18:10
 PAGE: 15

IDIS - PR27

Total Program Percent

Fiscal Year	Total Authorization	Local Account Funds	% Committed for Activities	% Disb for Activities	% Disb for Admin/CHDO OP	% Net Disbursed	% Disbursed Pending Approval	% Total Disbursed	% Available to Disburse
2000	\$762,000.00	\$0.00	85.0%	85.0%	15.0%	100.0%	0.0%	100.0%	0.0%
2001	\$854,000.00	\$30,482.60	85.5%	85.5%	15.0%	100.0%	0.0%	100.0%	0.0%
2002	\$851,000.00	\$58,093.53	85.9%	85.9%	15.0%	100.0%	0.0%	100.0%	0.0%
2003	\$1,620,057.00	\$63,056.07	85.5%	85.5%	15.0%	100.0%	0.0%	100.0%	0.0%
2004	\$1,840,591.00	\$104,482.94	86.9%	86.9%	13.8%	100.0%	0.0%	100.0%	0.0%
2005	\$1,644,910.00	\$99,997.18	86.4%	86.4%	14.4%	100.0%	0.0%	100.0%	0.0%
2006	\$1,520,842.00	\$209,895.74	87.1%	87.1%	14.6%	100.0%	0.0%	100.0%	0.0%
2007	\$1,505,692.00	\$85,510.03	86.1%	86.1%	14.6%	99.9%	0.0%	99.9%	0.0%
2008	\$1,443,535.00	\$49,234.37	85.6%	85.6%	14.8%	99.9%	0.0%	99.9%	0.0%
2009	\$1,588,261.00	\$44,808.03	90.2%	90.2%	10.0%	100.0%	0.0%	100.0%	0.0%
2010	\$1,584,502.00	\$45,451.03	90.2%	90.2%	10.0%	100.0%	0.0%	100.0%	0.0%
2011	\$1,390,424.00	\$55,901.03	85.1%	85.1%	15.4%	100.0%	0.0%	100.0%	0.0%
2012	\$1,275,207.00	\$55,842.21	85.6%	85.6%	14.9%	99.9%	0.0%	99.9%	0.0%
2013	\$1,364,350.00	\$57,766.71	90.4%	90.4%	6.0%	96.2%	0.0%	96.2%	3.7%
2014	\$1,505,743.00	\$38,500.00	85.2%	81.6%	3.3%	84.9%	0.0%	84.9%	15.0%
2015	\$1,425,854.00	\$43,860.76	60.5%	55.3%	3.5%	58.7%	0.0%	58.7%	41.2%
2016	\$1,509,619.00	\$78,460.92	59.6%	37.1%	0.0%	37.1%	0.0%	37.1%	62.8%
Total	\$23,686,587.00	\$1,121,343.15	83.5%	81.6%	11.2%	92.3%	0.0%	92.3%	7.6%

U.S. Department of Housing and Urban Development
Office of Community Planning and Development
Integrated Disbursement and Information System
Home Matching Liability Report

DATE: 02-28-17
TIME: 18:11
PAGE: 1

GWINNETT COUNTY, GA

Fiscal Year	Match Percent	Total Disbursements	Disbursements Requiring Match	Match Liability Amount
2001	25.0%	\$103,473.53	\$27,273.53	\$6,818.38
2002	25.0%	\$554,551.03	\$452,845.15	\$113,211.28
2003	25.0%	\$1,001,030.41	\$878,145.36	\$219,536.34
2004	25.0%	\$1,862,330.78	\$1,734,709.16	\$433,677.29
2005	25.0%	\$1,361,918.54	\$1,149,768.81	\$287,442.20
2006	25.0%	\$459,584.33	\$258,658.34	\$64,664.58
2007	25.0%	\$1,424,858.40	\$1,237,514.11	\$309,378.52
2008	25.0%	\$2,753,361.11	\$2,522,860.67	\$630,715.16
2009	25.0%	\$1,009,388.06	\$814,859.78	\$203,714.94
2010	25.0%	\$1,565,670.96	\$1,461,653.81	\$365,413.45
2011	25.0%	\$1,769,306.26	\$1,651,736.63	\$412,934.15
2012	25.0%	\$961,122.52	\$872,500.03	\$218,125.00
2013	25.0%	\$1,439,232.26	\$1,216,929.58	\$304,232.39
2014	25.0%	\$441,476.57	\$295,073.12	\$73,768.28
2015	25.0%	\$2,529,369.20	\$2,234,998.11	\$558,749.52
2016	25.0%	\$1,110,058.53	\$977,266.94	\$244,316.73



U.S. Department of Housing and Urban Development
 Office of Community Planning and Development
 Integrated Disbursement and Information System
 PR91 - ESG Financial Summary
 GWINNETT COUNTY, GA
 2016

DATE: 02-28-17
 TIME: 18:20
 PAGE: 1

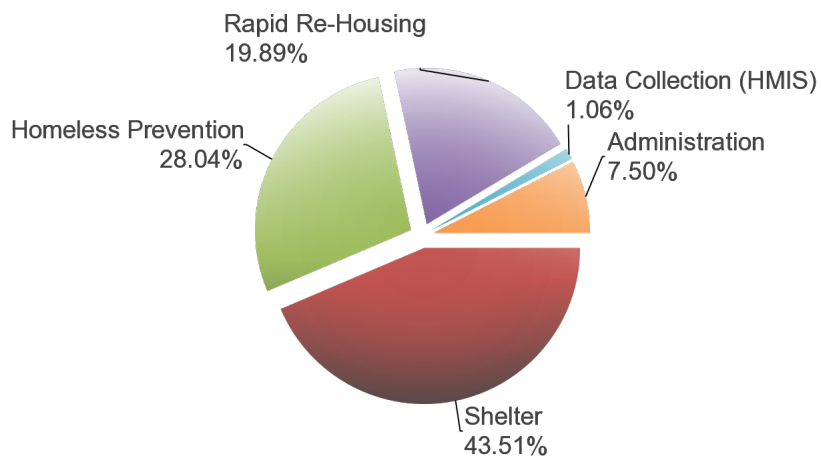
ESG Program Level Summary

Grant Number	Total Grant Amount	Total Funds Committed	Total Funds Available to Commit	% of Grant Funds Not Committed	Grant Funds Drawn	% of Grant Funds Drawn	Available to Draw	% Remaining to Draw
E16UC130004	\$472,648.00	\$472,648.00	\$0.00	0.00%	\$243,488.51	51.52%	\$229,159.49	48.48%

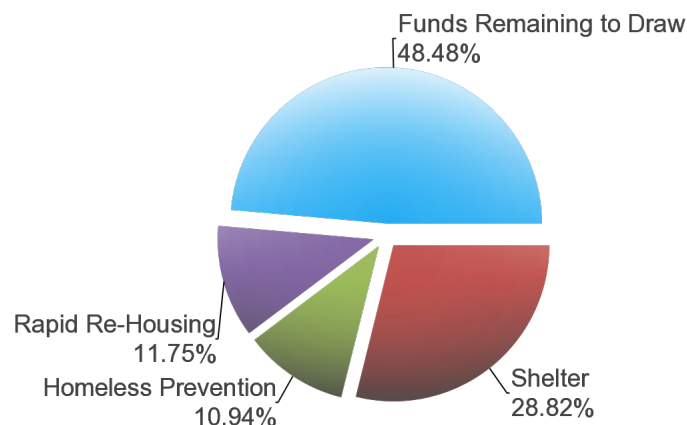
ESG Program Components

Activity Type	Total Committed to Activities	% of Grant Committed	Drawn Amount	% of Grant Drawn
Street Outreach	\$0.00	0.00%	\$0.00	0.00%
Shelter	\$205,666.00	43.51%	\$136,238.89	28.82%
Homeless Prevention	\$132,534.00	28.04%	\$51,725.12	10.94%
Rapid Re-Housing	\$94,000.00	19.89%	\$55,524.50	11.75%
Data Collection (HMIS)	\$5,000.00	1.06%	\$0.00	0.00%
Administration	\$35,448.00	7.50%	\$0.00	0.00%
Funds Not Committed	\$0.00	0.00%	\$0.00	0.00%
Funds Remaining to Draw	\$0.00	0.00%	\$229,159.49	48.48%
Total	\$472,648.00	100.00%	\$472,648.00	100.00%

Funds Committed



Funds Drawn



Street Outreach Shelter Homeless Prevention Rapid Re-Housing
 Data Collection (HMIS) Administration Funds Not Committed Funds Remaining to Draw

Street Outreach Shelter Homeless Prevention Rapid Re-Housing
 Data Collection (HMIS) Administration Funds Not Committed Funds Remaining to Draw



U.S. Department of Housing and Urban Development
 Office of Community Planning and Development
 Integrated Disbursement and Information System
 PR91 - ESG Financial Summary
 GWINNETT COUNTY, GA
 2016

DATE: 02-28-17
 TIME: 18:20
 PAGE: 2

24-Month Grant Expenditure Deadline

All of the recipient's grant must be expended for eligible activity costs within 24 months after the date HUD signs the grant agreement with the recipient. Expenditure means either an actual cash disbursement for a direct charge for a good or service or an indirect cost or the accrual of a direct charge for a good or service or an indirect cost. This report uses draws in IDIS to measure expenditures. HUD allocated Fiscal Year 2011 ESG funds in two allocations. For FY2011, this Obligation Date is the date of the first allocation. This report does not list the Obligation Date, does not calculate the Expenditure Deadline, and does not track the Days Remaining for the FY 2011 second allocation.

Grant Amount: \$472,648.00

Grant Number	Draws to Date	HUD Obligation Date	Expenditure Deadline	Days Remaining to Meet Requirement Date	Expenditures Required
E16UC130004	\$243,488.51	07/22/2016	07/22/2018	509	\$229,159.49

60% Cap on Emergency Shelter and Street Outreach

The cap refers to the total amount of the recipient's fiscal year grant, allowed for emergency shelter and street outreach activities, is capped at 60 percent. This amount cannot exceed the greater of: (1) 60% of the overall grant for the year; or, (2) the amount of Fiscal Year 2010 ESG funds committed for homeless assistance activities.

Amount Committed to Shelter	Amount Committed to Street Outreach	Total Amount Committed to Shelter and Street Outreach	% Committed to Shelter and Street Outreach	2010 Funds Committed to Homeless Assistance Activities	Total Drawn for Shelter and Street Outreach	% Drawn for Shelter and Street Outreach
\$205,666.00	\$0.00	\$205,666.00	43.51%	\$137,750.00	\$136,238.89	28.82%



U.S. Department of Housing and Urban Development
Office of Community Planning and Development
Integrated Disbursement and Information System
PR91 - ESG Financial Summary
GWINNETT COUNTY, GA
2016

DATE: 02-28-17
TIME: 18:20
PAGE: 3

ESG Draws By Month (at the total grant level):

Grant Amount: 472,648.00

No data returned for this view. This might be because the applied filter excludes all data.

ESG Draws By Quarter (at the total grant level):

No data returned for this view. This might be because the applied filter excludes all data.



U.S. Department of Housing and Urban Development
Office of Community Planning and Development
Integrated Disbursement and Information System
PR91 - ESG Financial Summary
GWINNETT COUNTY, GA
2016

DATE: 02-28-17
TIME: 18:20
PAGE: 4



U.S. Department of Housing and Urban Development
 Office of Community Planning and Development
 Integrated Disbursement and Information System
 PR91 - ESG Financial Summary
 GWINNETT COUNTY, GA
 2016

DATE: 02-28-17
 TIME: 18:20
 PAGE: 5

ESG Subrecipient Commitments and Draws by Activity Category :

Subrecipient	Activity Type	Committed	Drawn
GWINNETT COUNTY	Data Collection (HMIS)	\$4,500.00	\$0.00
	Administration	\$35,448.00	\$0.00
	Total	\$39,948.00	\$0.00
	Total Remaining to be Drawn		\$39,948.00
	Percentage Remaining to be Drawn		100.00%
LATIN AMERICAN ASSOCIATION, INC.	Homeless Prevention	\$57,500.00	\$20,219.24
	Total	\$57,500.00	\$20,219.24
	Total Remaining to be Drawn		\$37,280.76
	Percentage Remaining to be Drawn		64.84%
CENTER FOR PAN ASIAN COMMUNITY SERVICES, INC.	Shelter	\$35,000.00	\$31,184.99
	Total	\$35,000.00	\$31,184.99
	Total Remaining to be Drawn		\$3,815.01
	Percentage Remaining to be Drawn		10.90%
PARTNERSHIP AGAINST DOMESTIC VIOLENCE, INC.	Shelter	\$42,666.00	\$40,250.85
	Total	\$42,666.00	\$40,250.85
	Total Remaining to be Drawn		\$2,415.15
	Percentage Remaining to be Drawn		5.66%
RAINBOW VILLAGE	Shelter	\$25,000.00	\$25,000.00
	Total	\$25,000.00	\$25,000.00
	Total Remaining to be Drawn		\$0.00
	Percentage Remaining to be Drawn		0.00%
Another Chance of Atlanta, Inc.	Shelter	\$10,000.00	\$10,000.00
	Total	\$10,000.00	\$10,000.00
	Total Remaining to be Drawn		\$0.00
	Percentage Remaining to be Drawn		0.00%
Action Ministries Inc.	Rapid Re-Housing	\$50,000.00	\$48,778.06
	Total	\$50,000.00	\$48,778.06
	Total Remaining to be Drawn		\$1,221.94
	Percentage Remaining to be Drawn		2.44%
The Salvation Army	Shelter	\$12,000.00	\$3,108.69
	Rapid Re-Housing	\$44,000.00	\$6,746.44
	Total	\$56,000.00	\$9,855.13
	Total Remaining to be Drawn		\$46,144.87
	Percentage Remaining to be Drawn		82.40%
Norcross Cooperative Ministry	Shelter	\$81,000.00	\$26,694.36
	Homeless Prevention	\$75,034.00	\$31,505.88
	Data Collection (HMIS)	\$500.00	\$0.00
	Total	\$156,534.00	\$58,200.24
	Total Remaining to be Drawn		\$98,333.76
	Percentage Remaining to be Drawn		62.82%



U.S. Department of Housing and Urban Development
Office of Community Planning and Development
Integrated Disbursement and Information System
PR91 - ESG Financial Summary
GWINNETT COUNTY, GA
2016

DATE: 02-28-17
TIME: 18:20
PAGE: 6

ESG Subrecipients by Activity Category

Activity Type	Subrecipient
Shelter	CENTER FOR PAN ASIAN COMMUNITY SERVICES, INC.
	PARTNERSHIP AGAINST DOMESTIC VIOLENCE, INC.
	RAINBOW VILLAGE
	Another Chance of Atlanta, Inc.
	The Salvation Army
Homeless Prevention	Norcross Cooperative Ministry
	LATIN AMERICAN ASSOCIATION, INC.
Rapid Re-Housing	Norcross Cooperative Ministry
	Action Ministries Inc.
Data Collection (HMIS)	The Salvation Army
	GWINNETT COUNTY
Administration	Norcross Cooperative Ministry
	GWINNETT COUNTY