



Gwinnett
Financial Services

**MONTHLY
FINANCIAL
STATUS
REPORT**

FOR THE PERIOD ENDED
OCTOBER 31, 2020
(UNAUDITED)

GWINNETT COUNTY
GEORGIA

www.gwinnettcounty.com



MEMORANDUM

TO: Charlotte Nash, Chairman
District Commissioners
Glenn Stephens, County Administrator
Maria Woods, Deputy County Administrator/CFO

FROM: Buffy Alexzulian
Director of Financial Services

DATE: November 19, 2020

SUBJECT: Monthly Financial Report for the Period Ended October 31, 2020

This report, which includes unaudited information for the fiscal year through October 2020, is prepared by the Department of Financial Services as a summary of revenues and expenditures for all County operating funds. The primary purpose of this monthly report is to provide timely information regarding year-to-date financial performance.

This report includes:

Executive Summary	Page 2
Financial Summaries by Fund	Page 13
Budget Adjustments by Fund Schedule	Page 58

EXECUTIVE SUMMARY

This report begins with a brief overview of financial activity causing noteworthy variances from a year-over-year or budget versus actual perspective. The overview is followed by a discussion of notable events that occurred in October and early November, including: 1) the refunding of existing Infinite Energy Center bonds and issuance of new Infinite Energy Center bonds; 2) the receipt of the Distinguished Budget Presentation Award; 3) utility tax billing; and 4) the continuation of fiscal year 2021 budget preparation. Highlights from these activities, as well as an update on residential and commercial real property tax appeals, are discussed below.

Separate discussions for the General Fund, Service District Funds, and Water and Sewer Operating Funds are provided on pages 5 – 11, followed by a brief overview of financial activity in other funds causing noteworthy variances from a year-over-year or budget versus actual perspective and a summary of recurring monthly financial trends. This report continues with financial summaries for each of Gwinnett County's operating funds and concludes with a budget adjustments schedule for both revenues and appropriations.

Overview of Financial Variances

Revenues and expenditures in the General Fund and the Police Services District Fund reflect significant year-over-year variances due to a new Service Delivery Strategy agreement which resulted in the movement of the License and Permitting Section of Planning and Development from the Police Services District Fund to the General Fund in April, effective as of January 1, 2020. These variances are noted under the individual fund discussions.

Due to a legislative change related to title ad valorem taxes, effective July 1, 2019, motor vehicle contributions are no longer transferred from the General Fund to the Development and Enforcement Services, Fire and EMS, and Police Services District Funds. This explains the year-over-year variance in the General Fund for Motor Vehicle Contributions. This also explains decreases in tax revenues in the Recreation Fund and decreases in Other Financing Sources in the Development and Enforcement Services, Fire and EMS, and Police Services District Funds.

Investment income across all operating funds is down approximately \$4.3 million, or 42.3 percent, compared to this same time last year and is currently coming in under budgeted expectations, based on the percentage of the fiscal year that has lapsed. A budget adjustment to reflect anticipated earnings is planned for December.

Intangible recording taxes and real estate transfer taxes, which are included in intergovernmental revenues on the fund statements, temporarily appear higher this year compared to this same time last year in the funds that receive them – the General, Development and Enforcement Services District, Fire and EMS District, Police Services District, and Recreation Funds. This is primarily due to timing. Last year revenues were delayed as the Clerk of Court's Office transitioned to a new case management system.

The County continues to experience the financial impact of the COVID-19 pandemic. Revenues with year-over-year decreases that appear to be related to the pandemic include:

- Tax revenues and special assessments across all tax-related funds, due to a delay in the property tax bill due date; property tax bills are due December 1 instead of October 15
- Charges for services in the General Fund, primarily due to decreases in tax commissions resulting from the delay in the property tax bill due date

- Fines and forfeitures in the General and Police Services District Funds, partially due to reduced activity in the courts
- Charges for services and miscellaneous revenues in the Recreation Fund, due to the cancellation of classes/programs and fewer facility rentals
- Hotel/motel tax revenues in the Tourism Fund, due to lower occupancy rates and lower average daily room rates
- Miscellaneous revenues in the Economic Development Operating Fund, due to a decline in facility rentals
- Charges for services in the Local Transit Operating Fund, due to the temporary suspension of fare box collections to accommodate social distancing. Bus passengers must enter and exit through the rear doors to give space to the driver, and therefore do not have access to the fare box.
- Charges for services in the Fleet Management Fund, due to decreases in parts and labor revenues resulting from a decline in vehicle usage during the shutdown

Due to the deferred property tax billing resulting from the COVID-19 pandemic, transfers to capital from the General, Fire and EMS District, Police Services District, Stormwater Operating, and Recreation Funds have been postponed until the end of the year.

General operating expenditures such as travel/training and utilities have also been affected by the pandemic. Travel and training expenditures across all operating funds are down approximately \$1.4 million, or 59.5 percent, compared to this same time last year because many training sessions have been cancelled or held virtually. Utility expenditures are down approximately \$2.9 million, or 10.2 percent, due to a reduction in the utilization of County facilities.

Conversely, personal services expenditures have increased as a result of the pandemic due to hazard pay. Through October 31, 2020, hazard pay expenditures across all operating funds total approximately \$13.3 million. Of this amount, \$9.2 million in public safety hazard pay for Fire and Emergency Services, Corrections, Police, and Sheriff was covered by a CARES Act grant. The remaining impact on operating funds is currently \$4.1 million.

The County expects the financial impact of the COVID-19 pandemic to continue. Staff is closely monitoring the situation and will continue to report the financial impact.

Infinite Energy Center Bonds

On October 6, 2020, the Development Authority of Gwinnett County refinanced \$39.2 million in existing debt related to the Infinite Energy Center and issued \$75.3 million in new revenue bonds for Infinite Energy Center projects. The 2020A Refunding Revenue Bonds refunded the 2007 Parking Deck Bonds as well as the 2010 Civic Center Bonds. The refunding bonds were issued at a true interest cost of 1.11 percent and are expected to generate \$8.9 million in debt service savings over the remaining life of the bonds. The 2020B Revenue Bonds will be used to fund additional construction for the expansion of the Infinite Energy Center. The bonds were issued at a true interest cost of 2.25 percent and will mature over the next 30 years.

In October, the Tourism Fund received a \$33 million transfer from the Economic Development capital project to support the Infinite Energy Center projects.

Distinguished Budget Presentation Award

The Government Finance Officers Association of the United States and Canada (GFOA) presented a Distinguished Budget Presentation Award to Gwinnett County, Georgia, for its annual budget for the fiscal

year beginning January 1, 2020. In order to receive this award, a governmental unit must publish a budget document that meets program criteria as a policy document, as a financial plan, as an operations guide, and as a communications device. Gwinnett County has received this prestigious award for 32 years.

Utility Tax Billing

Pending receipt of final valuations from the Georgia Department of Revenue for utility taxes and in accordance with the Official Code of Georgia Annotated (O.C.G.A.) 48-2-18, the County billed 85 percent of the prior year's taxable value for utility taxes with a December 1, 2020 due date. The amount billed for the County was approximately \$6.3 million, which is 11.3 percent higher than last year. Final tax bills adjusted for prior payments are expected to be issued in mid-December.

Residential and Commercial Real Property Tax Appeals

Notices of Current Assessment for the 2020 tax year for residential and commercial real properties were mailed in early May (with additional notices for corrective matters as needed). Assessment notices are typically mailed in early April, but they were delayed one month this year due to the COVID-19 pandemic. In addition, the Chief Justice of the Georgia Supreme Court issued an order extending the filing deadline for property tax appeals to August 27, 2020. During the associated appeal periods, taxpayers filed 12,900 residential and commercial real property tax appeals, a 9.3 percent increase from the number of real property appeals filed last year. As of November 13, 2020, 56.5 percent of the appeals have been settled.

2021 Budget Preparation

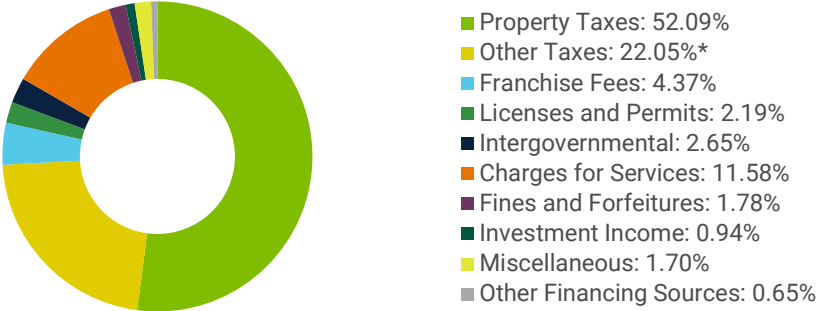
Chairman Charlotte Nash presented a [proposed \\$1.91 billion budget](#) for fiscal year 2021 during a [briefing](#) on November 17, 2020. The proposed budget for 2021 is up 3.7 percent from the 2020 adopted budget. It consists of a \$1.47 billion operating budget and a \$441 million capital improvements budget, which includes funds from the County's SPLOST program. More information about the proposed budget is available on the [County's website](#).

Commissioners will hold a public hearing on Wednesday, December 9, 2020, at 7:00pm in the [Gwinnett Justice and Administration Center](#) auditorium to receive comments on the proposed budget. Public input is also being accepted [online](#) through December 31. The Board will consider the fiscal year 2021 budget on Tuesday, January 5, 2021.

GENERAL FUND (PAGE 13)

The General Fund accounts for all County revenues and expenditures that are not restricted to, or accounted for, in other funds. The County’s General Fund supports services that benefit stakeholders, businesses, and residents countywide, such as sheriff, jail, courts, correctional facility, tax commissioner, health and human services, transportation, and elections.

GENERAL FUND 2020 YTD REVENUES BY CATEGORY



Contributions and Donations are too small to appear in the chart.

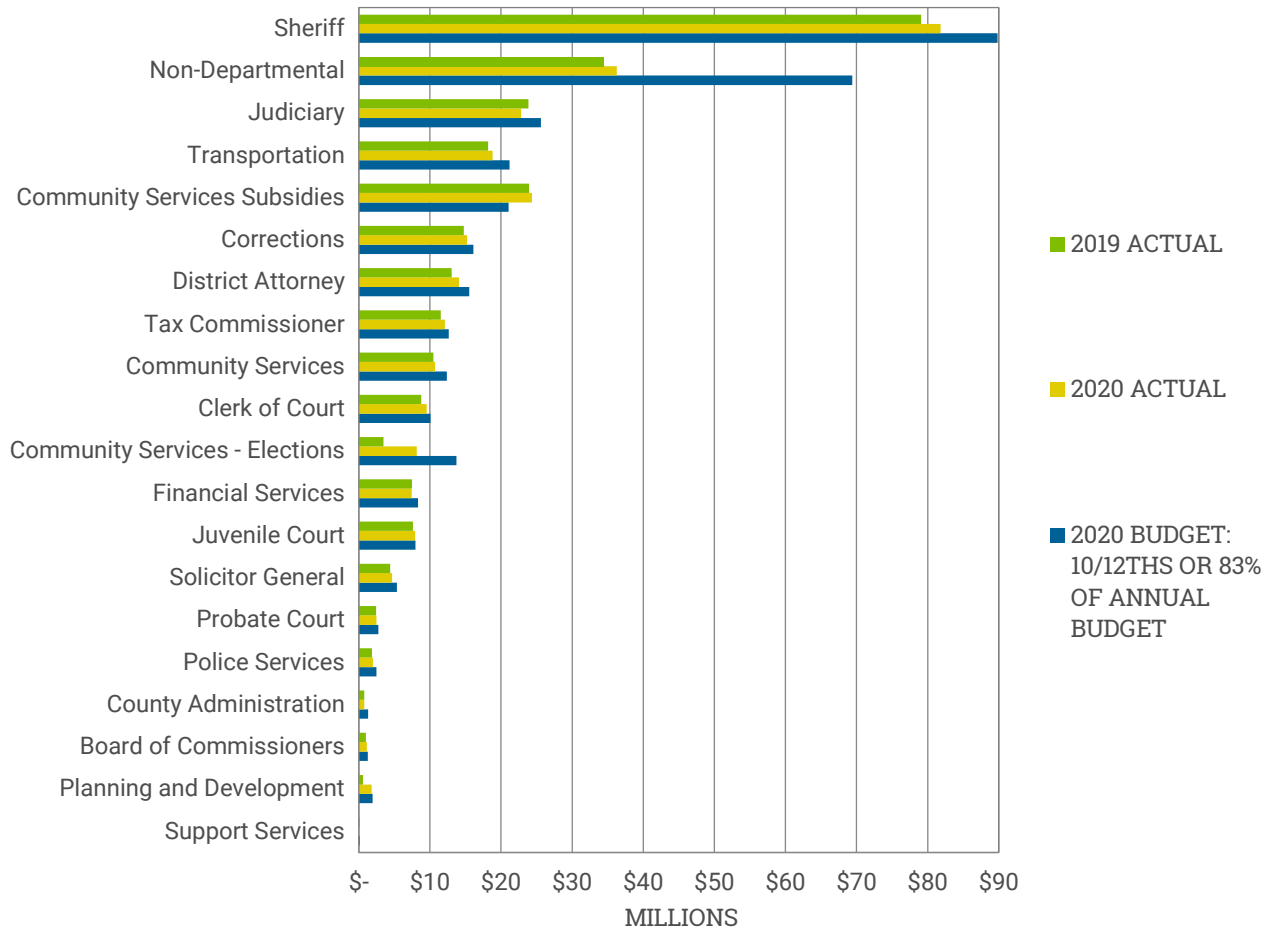
**Includes intangible recording taxes, occupation taxes, financial institution taxes, energy excise taxes, and excise taxes on beer, wine, distilled spirits, and mixed drinks.*

Property taxes, including motor vehicle taxes, make up approximately 52 percent of year-to-date revenues in the General Fund. This percentage will increase in the coming months as collections through the December 1 property tax bill due date are posted. Property taxes make up approximately 69.5 percent of the fund’s annual revenue budget.

General Fund revenues are down significantly compared to this same time last year, primarily due to a delay in the property tax due date. Other financing sources reflect an \$8.2 million year-over-year decrease, primarily due to the closing of the 2003 General Obligation Bond Debt Service Fund in 2019. When the fund was closed, the remaining cash of \$8.5 million was transferred to the General Fund. Other revenues in the General Fund reflecting year-over-year decreases include charges for services, fines and forfeitures, investment income, contributions and donations, and miscellaneous revenues.

The aforementioned decreases are primarily offset by increases in other taxes and license and permit revenues associated with the movement of the License and Permitting Section of Planning and Development to the General Fund as a result of a new Service Delivery Strategy agreement. The General Fund now reflects approximately \$14.8 million in occupation taxes; \$5.0 million in franchise fees; \$4.3 million in excise taxes on beer, wine, distilled spirits, and mixed drinks; and \$2.5 million in licenses and permits.

**GENERAL FUND
BUDGET VS. ACTUAL BY DEPARTMENT
OCTOBER 2019 – 2020 YTD EXPENDITURES**



Non-departmental expenditures in the General Fund are up approximately \$1.9 million, or 5.5 percent, compared to this same time last year, primarily due to a \$6.4 million increase in contributions to capital and a \$3.2 million increase in other governmental agencies. A \$9.9 million contribution to capital was made in April related to the movement of license and revenue activities from the Police Services District Fund to the General Fund, and \$3.2 million in payments to Gwinnett’s cities were made in accordance with the new SDS agreement. The year-over-year increases in non-departmental expenditures are partially offset by decreases in contributions to airport and local transit, as well as decreases in motor vehicle contributions. Expenditures for the maintenance of our 800 MHZ radio system are also lower than this same time last year because expenditures were applied as a lump sum in May last year, but they are being allocated monthly this year.

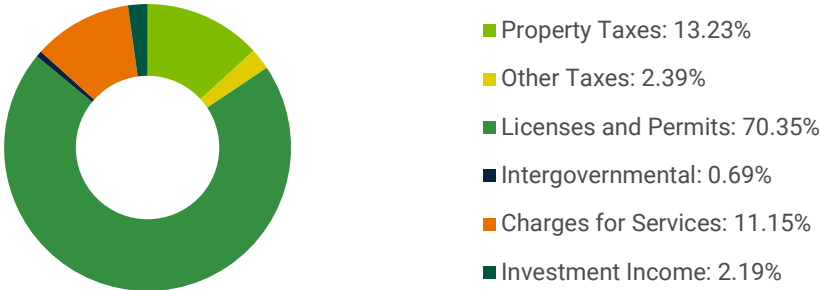
Community Services Subsidies are currently over budget based on the percentage of the fiscal year that has lapsed, which is primarily due to the timing of when subsidy payments and payments to other governments are made. Community Services subsidy payments are generally paid quarterly. As of the date of this report, most Community Services subsidy recipients have received all four quarterly subsidy payments.

Planning and Development expenditures in the General Fund are up approximately \$1.2 million over this same time last year, primarily due to the transition of the Licensing and Permits Section from the Police Services District Fund to the General Fund.

DEVELOPMENT & ENFORCEMENT SERVICES DISTRICT FUND (PAGE 15)

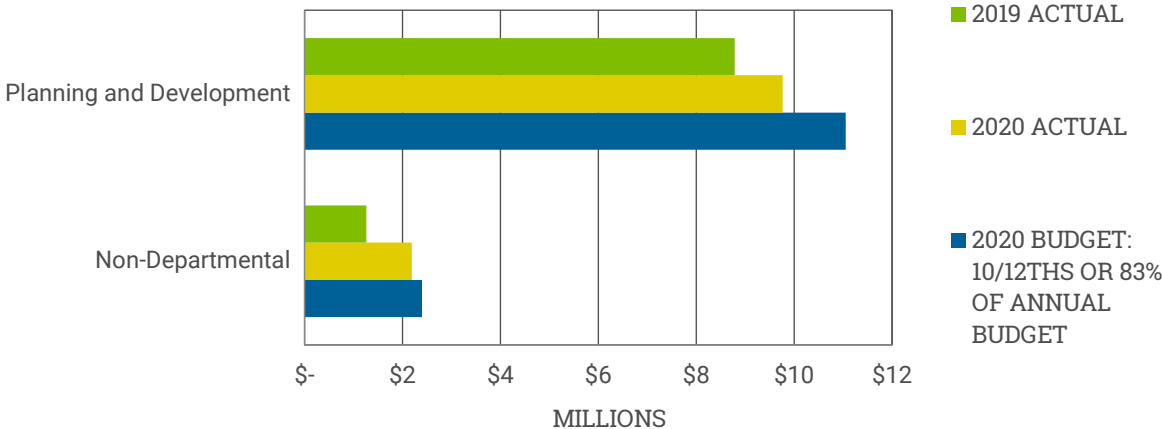
The Development and Enforcement Services District Fund is used to account for the revenues and expenditures attributable to the Development and Enforcement Services District. This district includes all properties within unincorporated Gwinnett County. The County is responsible for providing short-term planning and code enforcement services within this district.

DEVELOPMENT AND ENFORCEMENT SERVICES DISTRICT FUND 2020 YTD REVENUES BY CATEGORY



Although current year-to-date revenues collected are primarily from licenses and permits, as shown in the chart above, the main revenue source will shift to property taxes in the coming months as they are collected. Property taxes represent approximately 47.5 percent of the fund’s annual revenue budget.

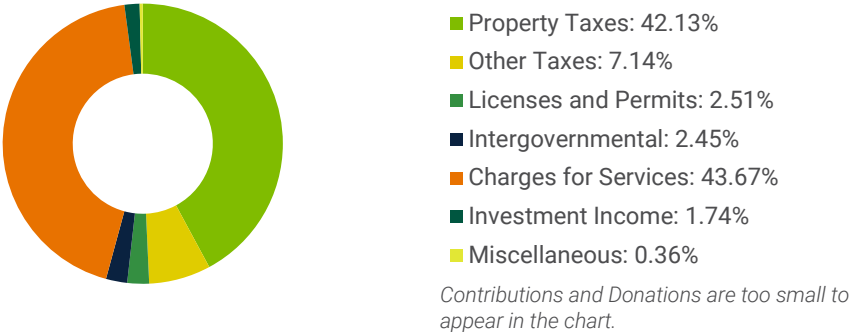
DEVELOPMENT AND ENFORCEMENT SERVICES DISTRICT FUND BUDGET VS. ACTUAL BY DEPARTMENT OCTOBER 2019 – 2020 YTD EXPENDITURES



FIRE AND EMERGENCY MEDICAL SERVICES DISTRICT FUND (PAGE 16)

The Fire and Emergency Medical Services District Fund is used to account for the revenues and expenditures attributable to the Fire and Emergency Medical Services District. This district includes all properties within unincorporated Gwinnett County and all cities except Loganville. Gwinnett County is responsible for providing fire and emergency medical protection within this district. The City of Loganville operates its own fire department, but residents and businesses continue to receive County-provided emergency medical services.

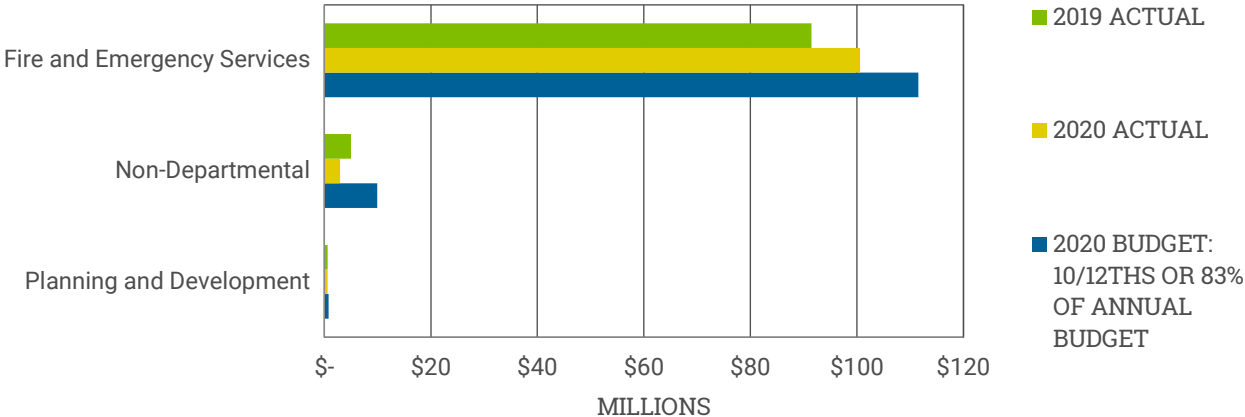
**FIRE AND EMERGENCY MEDICAL SERVICES DISTRICT FUND
2020 YTD REVENUES BY CATEGORY**



Although current year-to-date revenues collected are primarily from charges for services and property taxes, as shown in the chart above, the primary revenue source will shift to property taxes in the coming months as they are collected. Property taxes represent approximately 70 percent of the fund’s annual revenue budget.

Charges for services in the Fire and EMS District Fund are down approximately \$1.5 million, or 12.3 percent, compared to this same time last year, primarily due to a decline in the number of ambulance transports. The number of ambulance transports has decreased by approximately 3,000 compared to this same time last year.

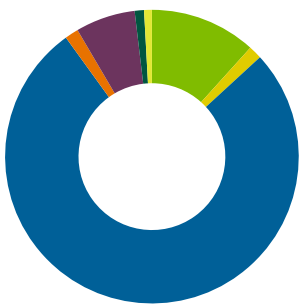
**FIRE AND EMERGENCY MEDICAL SERVICES DISTRICT FUND
BUDGET VS. ACTUAL BY DEPARTMENT
OCTOBER 2019 – 2020 YTD EXPENDITURES**



POLICE SERVICES DISTRICT FUND (PAGE 18)

The Police Services District Fund accounts for the revenues and expenditures attributable to the Police Services District. This district includes all properties within unincorporated Gwinnett County and cities that do not operate their own police departments (Berkeley Lake, Buford, Grayson, Dacula, Peachtree Corners, Rest Haven, and Sugar Hill). Gwinnett County is responsible for providing police protection within this district.

**POLICE SERVICES DISTRICT FUND
2020 YTD REVENUES BY CATEGORY**



- Property Taxes: 11.69%
- Other Taxes: 1.47%
- Insurance Premium Taxes: 76.87%
- Charges for Services: 1.51%
- Fines and Forfeitures: 6.57%
- Investment Income: 1.03%
- Miscellaneous: 0.86%

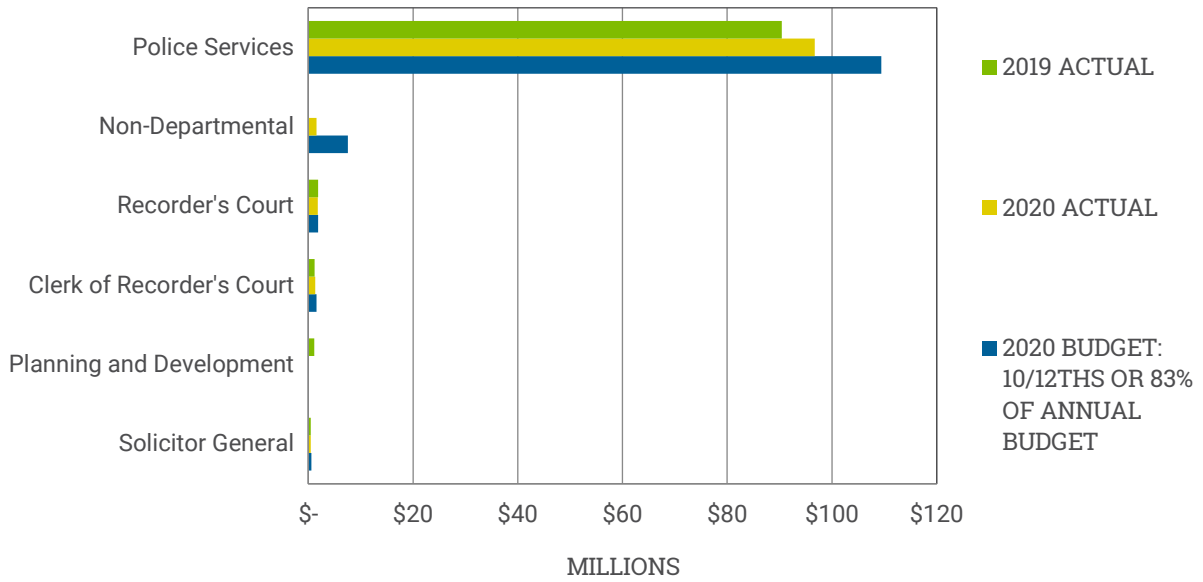
Intergovernmental revenues and Other Financing Sources are too small to appear in this chart.

Although current year-to-date revenues collected are primarily from insurance premium taxes, as shown in the chart above, property taxes will also become a major revenue source in the coming months as they are collected. Property taxes and insurance premium taxes represent approximately 29 percent and 24 percent of the fund’s annual revenue budget, respectively.

Insurance premium taxes came in approximately \$9.2 million over budget and reflect a \$2.6 million, or 6.2 percent, increase over last year. Insurance premium taxes are collected and distributed annually, typically in October, by the State Insurance Commissioner based on population formulas.

Revenues in the Police Services District Fund are down approximately \$61 million compared to this same time last year, primarily due to revenue transfers associated with moving the License and Permitting Section of Planning and Development to the General Fund, as well as the delay in the property tax bill due date resulting from the coronavirus pandemic.

**POLICE SERVICES DISTRICT FUND
BUDGET VS. ACTUAL BY DEPARTMENT
OCTOBER 2019 – 2020 YTD EXPENDITURES**

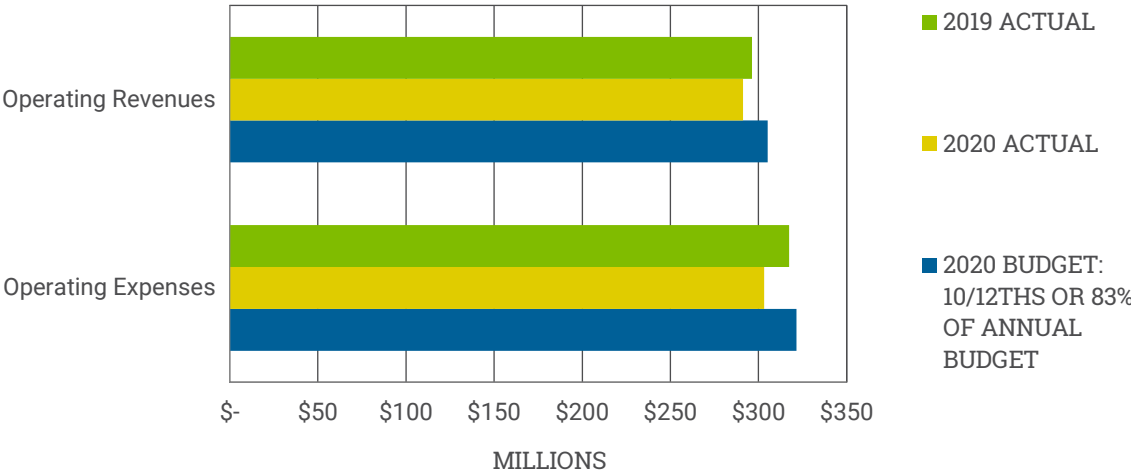


Non-departmental expenditures in the Police Services District Fund are up approximately \$1.6 million over last year, primarily due to transfers to capital made this year.

WATER & SEWER OPERATING FUND (PAGE 51)

The Water and Sewer Operating Fund supports the operation, maintenance, and capital improvement of the water and sewer system.

**WATER AND SEWER OPERATING FUND
OCTOBER 2019 – 2020 YTD REVENUES AND EXPENSES**



Year-to-date Water and Sewer Operating Fund revenues are down approximately \$5 million, or 1.7 percent, compared to this same time last year. This is primarily due to decreases in conservation surcharges, sewer retail revenues, and water retail revenues.

Revenues in the Water and Sewer Operating Fund are approximately \$14 million, or 4.6 percent, under budget based on the percentage of the fiscal year that has lapsed. This is partially because a large portion of the revenue received in January was for services provided in December and was therefore recorded in 2019. This will cause revenues to appear understated when compared to budget until year end. High rainfall levels and the COVID-19 pandemic, which have negatively impacted commercial revenues and late fees, are also contributing to revenues coming in under budget.

Year-to-date Water and Sewer Operating Fund expenses are down approximately \$14.1 million, or 4.5 percent, compared to this same time last year. The year-over-year decrease in operating expenses is primarily attributable to a decrease in the transfer to the Renewal and Extension capital fund for future capital needs.

Expenses in the Water and Sewer Operating Fund are approximately \$18.4 million, or 5.7 percent, under budget based on the percentage of the fiscal year that has lapsed. This variance is primarily attributable to conservative budgeting, fluctuations in variable costs such as chemicals and utilities, and lower than expected expenses related to professional services, and contracted repair and maintenance services.

OTHER FUNDS

Expenditures in the Group Self-Insurance Fund are currently over budget based on the percentage of the fiscal year that has lapsed, due to an increase in claims. A budget adjustment will be necessary to cover the increase.

RECURRING MONTHLY FINANCIAL TRENDS

Tax revenues in the Recreation Fund are down approximately \$26.9 million compared to this same time last year. This is primarily due to the delay in the property tax bill due date resulting from the pandemic. Additionally, House Bill 329, effective July 1, 2019, requires title ad valorem taxes to be collected in the General Fund. Prior to July 1, 2019, the Recreation Fund received a portion of TAVT.

The Fire and EMS District, Recreation, Street Lighting, and Stormwater Operating Funds temporarily reflect negative equity. Equity will become positive in the coming months as fees and property taxes are collected.

Charges for services revenues in the E-911 Fund reflect a decrease of \$3.3 million, or 18.6 percent, compared to this same time last year. This is due to legislation that changed the collection process and affected the timing of when the E-911 revenues are received. Prior to the new law, receipts from service providers did not follow a consistent pattern, whereas now they are received monthly from the state, but lag by two months. January and February 2020 receipts were related to 2019 activity, and therefore were recorded in 2019. Despite the year-over-year decrease, revenues in the E-911 Fund are expected to meet budget by the end of the year.

Expenses in the Local Transit Operating Fund are down approximately \$7.2 million compared to this same time last year, primarily due to funding received from a Federal Transit Administration CARES Act grant this year, as well as lower planned contributions to capital this year.

Expenses in the Solid Waste Operating Fund are up approximately \$3.2 million, or 11.2 percent, compared to this same time last year, primarily due to a hauler rate increase. Despite the increase, expenses remain under budget based on the percentage of the fiscal year that has lapsed.

Water Resources expenses in the Stormwater Operating Fund are down approximately \$20.9 million, or 62.1 percent, compared to this same time last year. This is primarily due to lower planned contributions to capital this year and the pausing of capital transfers, as mentioned on page 3.

Information Technology expenses in the Administrative Support Fund are up approximately \$4.4 million, or 16.1 percent, over this same time last year, primarily due to the purchase of network and security equipment as well as increases in personal services, contracted repair and maintenance services, and technical outsourced services. Technical outsourced services are up this year due to department vacancies; the Department of Information Technology Services is utilizing third party technology companies to help meet demand for services. The increases are partially offset by decreases in data service rentals and equipment rentals.

Expenses in the Risk Management Fund are up approximately \$5.5 million over this same time last year due to an increase in claims. Budget adjustments totaling \$2.3 million have been made through October 2020. Staff will continue to monitor the fund to determine if additional adjustments are necessary.

YTD FINANCIAL REPORT 2020 | GWINNETT COUNTY

General Fund (001)

The General Fund is the primary tax and operating fund for all County revenues and expenditures that are not accounted for in other funds.

	FY 2020				FY 2019	
	2020 Adopted Budget	Current Annual Budget as of 10/31/2020	Actuals YTD as of 10/31/2020	% Actual to Current Budget	Actuals YTD as of 10/31/2019	% Actual to 10/31/2019 Budget
Fund Balance January 1	\$ 176,321,968	\$ 176,321,968	\$ 176,321,968			
Revenues:						
Taxes	\$ 288,883,228	\$ 315,727,998	\$ 90,388,115	28.63%	\$ 258,633,650	101.71%
Licenses and Permits	400,000	4,689,700	2,521,369	53.76%	237,556	65.39%
Intergovernmental	3,807,049	3,828,049	3,046,926	79.59%	2,555,258	67.43%
Charges for Services	26,605,078	26,609,078	13,332,158	50.10%	23,324,416	82.03%
Fines and Forfeitures	3,633,616	3,633,616	2,049,115	56.39%	2,449,913	66.77%
Investment Income	1,535,206	1,535,206	1,081,459	70.44%	1,786,777	103.39%
Contributions and Donations	154,514	4,413,287	22,168	0.50%	76,927	74.89%
Miscellaneous	1,708,748	2,208,748	1,961,993	88.83%	2,293,562	125.43%
Other Financing Sources	165,000	180,219	752,602	417.60%	8,934,349	102.67%
Revenues without Use of Fund Balance	326,892,439	362,825,901	115,155,905	31.74%	300,292,408	99.14%
Use of Fund Balance	41,968,485	44,072,842	-	0.00%	-	0.00%
TOTAL REVENUES	\$ 368,860,924	\$ 406,898,743	\$ 115,155,905	28.30%	\$ 300,292,408	89.35%
Appropriations:						
Board of Commissioners	\$ 1,530,301	\$ 1,530,301	\$ 1,130,085	73.85%	\$ 982,040	76.36%
County Administration	1,559,463	1,559,463	763,173	48.94%	750,272	53.51%
Financial Services	10,007,377	9,970,080	7,441,230	74.64%	7,465,296	76.72%
Tax Commissioner	15,162,195	15,162,195	12,101,587	79.81%	11,536,450	80.50%
Transportation	25,616,315	25,423,852	18,791,144	73.91%	18,189,927	77.39%
Planning and Development	759,534	2,312,492	1,780,674	77.00%	576,625	80.03%
Police Services	2,965,733	2,965,733	1,980,092	66.77%	1,824,293	73.35%
Corrections	19,535,463	19,361,521	15,193,740	78.47%	14,772,335	81.46%
Community Services	14,705,354	14,834,287	10,696,709	72.11%	10,477,039	79.68%
Community Services Subsidies:						
Atlanta Regional Commission	1,204,895	1,204,895	1,020,380	84.69%	1,003,770	91.64%
Board of Health	1,574,641	1,574,641	1,574,641	100.00%	1,574,641	100.00%
Coalition for Health & Human Services	235,088	235,088	235,088	100.00%	235,088	100.00%
Dept of Family & Children's Services	660,638	660,638	660,638	100.00%	660,638	100.00%
Forestry	8,698	8,698	7,358	84.59%	7,358	84.59%
Gwinnett Sexual Assault Center	-	-	-	-	200,000	100.00%
Indigent Medical	225,000	225,000	-	0.00%	225,000	100.00%
Library In-House Services	1,136,007	1,136,007	635,007	55.90%	614,747	79.04%
Library Subsidy	19,412,926	19,412,926	19,412,926	100.00%	18,610,929	100.00%
Mental Health	793,341	793,341	793,341	100.00%	793,341	100.00%
Total Community Services Subsidies	25,251,234	25,251,234	24,339,379	96.39%	23,925,512	98.94%
Community Services - Elections	11,013,658	16,499,692	8,154,813	49.42%	3,451,658	74.80%
Juvenile Court	8,702,916	9,549,020	7,932,291	83.07%	7,613,928	81.57%
Sheriff	106,922,315	107,774,115	81,842,146	75.94%	79,090,803	77.41%

YTD FINANCIAL REPORT 2020 | GWINNETT COUNTY

General Fund (001)

The General Fund is the primary tax and operating fund for all County revenues and expenditures that are not accounted for in other funds.

	FY 2020			FY 2019		
	2020 Adopted Budget	Current Annual Budget as of 10/31/2020	Actuals YTD as of 10/31/2020	% Actual to Current Budget	Actuals YTD as of 10/31/2019	% Actual to 10/31/2019 Budget
Clerk of Court	12,123,106	12,123,106	9,532,949	78.63%	8,798,574	74.22%
Judiciary	27,447,287	30,748,420	22,811,614	74.19%	23,866,171	82.08%
Probate Court	3,177,490	3,291,870	2,495,487	75.81%	2,408,406	78.42%
District Attorney	18,647,243	18,647,243	14,109,150	75.66%	13,041,552	79.59%
Solicitor General	6,428,565	6,429,065	4,680,407	72.80%	4,415,875	77.24%
Support Services	165,842	165,842	119,823	72.25%	118,355	73.14%
Non-Departmental:						
Contingency	2,434,635	784,064	-	0.00%	-	0.00%
Contribution to Airport	40,000	40,000	33,333	83.33%	1,038,579	83.33%
Contribution to Capital	22,951,335	52,536,847	17,512,282	33.33%	11,110,199	83.33%
Contribution to Local Transit	11,750,000	11,865,000	9,887,500	83.33%	10,905,833	83.33%
Food Insecurity	150,000	150,000	-	0.00%	-	-
Grant Match	100,000	100,000	-	0.00%	-	0.00%
Gwinnett Hospital Authority	1,000,000	1,000,000	1,000,000	100.00%	1,000,000	100.00%
Homelessness Initiative	1,000,000	1,000,000	980,000	98.00%	963,950	96.40%
Medical Examiner	1,321,997	1,321,997	1,101,772	83.34%	1,099,840	83.22%
Motor Vehicle Contribution	-	-	-	-	4,926,765	98.42%
Partnership Gwinnett	500,000	500,000	400,000	80.00%	400,000	80.00%
Pauper Burial	150,000	150,000	95,545	63.70%	98,252	49.13%
Reserves - Compensation	3,078,484	3,078,484	-	0.00%	-	0.00%
Reserves - Court Interpreters	775,550	345,503	-	0.00%	-	0.00%
Reserves - Court Reporters	300,000	180,100	-	0.00%	-	0.00%
Reserves - Fuel/Parts	44,000	44,000	-	0.00%	-	0.00%
Reserves - Indigent Defense	6,000,000	2,368,020	-	0.00%	-	0.00%
Reserves - Inmate Housing	25,000	25,000	-	0.00%	-	0.00%
Reserves - Judicial	50,000	50,000	-	0.00%	-	0.00%
Reserves - Pension	200,000	200,000	-	0.00%	-	0.00%
Reserves - Prisoner Medical	1,670,881	762,546	-	0.00%	-	0.00%
800 MHZ Maintenance	2,802,391	2,802,391	1,537,816	54.88%	2,293,120	88.37%
Other Governmental Agencies	515,000	3,715,000	3,665,969	98.68%	485,910	94.64%
Other Miscellaneous	280,260	280,260	65,920	23.52%	66,811	14.93%
Total Non-Departmental	57,139,533	83,299,212	36,280,137	43.55%	34,389,259	76.81%
TOTAL APPROPRIATIONS	\$ 368,860,924	\$ 406,898,743	\$ 282,176,630	69.35%	\$ 267,694,370	79.65%

Projected Fund Balance December 31

\$ 134,353,483 **\$ 132,249,126**

Fund Balance as of Report Date

\$ 9,301,243

YTD FINANCIAL REPORT 2020 | GWINNETT COUNTY

Development & Enforcement District Fund (104)

The Development and Enforcement Services District Fund is used to account for the revenues and expenditures attributable to the Development and Enforcement Services District. Gwinnett County is responsible for providing short-term planning and code enforcement services within this district. This District includes all properties within unincorporated Gwinnett County.

	FY 2020				FY 2019	
	2020 Adopted Budget	Current Annual Budget as of 10/31/2020	Actuals YTD as of 10/31/2020	% Actual to Current Budget	Actuals YTD as of 10/31/2019	% Actual to 10/31/2019 Budget
Fund Balance January 1	\$ 12,312,320	\$ 12,312,320	\$ 12,312,320			
Revenues:						
Taxes	\$ 7,761,647	\$ 7,761,647	\$ 899,093	11.58%	\$ 7,500,698	102.09%
Licenses and Permits	4,273,325	4,273,325	4,050,958	94.80%	4,135,047	104.64%
Intergovernmental	40,000	40,000	39,750	99.38%	26,913	52.05%
Charges for Services	573,700	573,700	642,124	111.93%	729,496	175.46%
Investment Income	165,000	165,000	126,018	76.37%	179,087	109.87%
Miscellaneous	-	-	2,664	-	8,341	-
Other Financing Sources	-	-	-	-	343,728	98.42%
Revenues without Use of Fund Balance	12,813,672	12,813,672	5,760,607	44.96%	12,923,310	105.25%
Use of Fund Balance	3,595,686	3,330,479	-	0.00%	-	0.00%
TOTAL REVENUES	\$ 16,409,358	\$ 16,144,151	\$ 5,760,607	35.68%	\$ 12,923,310	93.98%
Appropriations:						
Planning and Development	\$ 13,527,529	\$ 13,262,322	\$ 9,767,257	73.65%	\$ 8,783,213	72.60%
Non-Departmental:						
Reserves - Compensation	162,496	162,496	-	0.00%	-	0.00%
Reserves - Fuel/Parts	4,000	4,000	-	0.00%	-	0.00%
Non-Departmental D&E	2,715,333	2,715,333	2,191,528	80.71%	1,258,807	78.87%
Total Non-Departmental	2,881,829	2,881,829	2,191,528	76.05%	1,258,807	76.15%
TOTAL APPROPRIATIONS	\$ 16,409,358	\$ 16,144,151	\$ 11,958,785	74.08%	\$ 10,042,020	73.03%
Projected Fund Balance December 31	\$ 8,716,634	\$ 8,981,841				
Fund Balance as of Report Date			\$ 6,114,142			

YTD FINANCIAL REPORT 2020 | GWINNETT COUNTY

Fire and EMS District Fund (102)

The Fire and Emergency Medical Services District Fund is used to account for the revenues and expenditures attributable to the Fire and Emergency Medical Service District. This district includes all properties within unincorporated Gwinnett County and all cities except Loganville. Gwinnett County is responsible for providing fire and emergency medical protection within this district. The City of Loganville operates its own fire department, but residents and businesses will continue to receive county-provided emergency medical services.

	FY 2020				FY 2019	
	2020 Adopted Budget	Current Annual Budget as of 10/31/2020	Actuals YTD as of 10/31/2020	% Actual to Current Budget	Actuals YTD as of 10/31/2019	% Actual to 10/31/2019 Budget
Fund Balance January 1	\$ 68,475,988	\$ 68,475,988	\$ 68,475,988			
Revenues:						
Taxes	\$ 103,868,630	\$ 103,868,630	\$ 12,320,247	11.86%	\$ 98,298,506	97.71%
Licenses and Permits	915,350	915,350	628,499	68.66%	817,432	95.61%
Intergovernmental	680,000	711,225	611,875	86.03%	396,663	58.46%
Charges for Services	15,618,060	15,618,060	10,919,562	69.92%	12,454,127	80.07%
Investment Income	590,000	590,000	435,403	73.80%	662,370	127.62%
Contributions and Donations	-	-	420	-	2,080	-
Miscellaneous	3,000	3,000	89,612	2,987.07%	159,607	7,980.35%
Other Financing Sources	-	-	-	-	3,055,358	98.42%
Revenues without Use of Fund Balance	121,675,040	121,706,265	25,005,618	20.55%	115,846,143	95.49%
Use of Fund Balance	25,190,453	25,035,509	-	0.00%	-	0.00%
TOTAL REVENUES	\$ 146,865,493	\$ 146,741,774	\$ 25,005,618	17.04%	\$ 115,846,143	93.08%
Appropriations:						
Planning and Development	\$ 1,006,747	\$ 979,708	\$ 623,484	63.64%	\$ 623,614	78.74%
Fire and Emergency Services	133,938,946	133,842,266	100,575,251	75.14%	91,462,219	78.61%
Non-Departmental:						
Reserves - Compensation	2,087,201	2,087,201	-	0.00%	-	0.00%
Reserves - Fuel/Parts	112,000	112,000	-	0.00%	-	0.00%
Non-Departmental Fire EMS Fund	9,720,599	9,720,599	2,933,533	30.18%	5,028,900	72.31%
Total Non-Departmental	11,919,800	11,919,800	2,933,533	24.61%	5,028,900	68.75%
TOTAL APPROPRIATIONS	\$ 146,865,493	\$ 146,741,774	\$ 104,132,268	70.96%	\$ 97,114,733	78.03%
Projected Fund Balance December 31	\$ 43,285,535	\$ 43,440,479				
Fund Balance as of Report Date			\$ (10,650,662)			

YTD FINANCIAL REPORT 2020 | GWINNETT COUNTY

Loganville EMS District Fund (103)

The Loganville Emergency Medical Services District Fund is used to account for the revenues and expenditures attributable to the Loganville Emergency Medical Services District. This district includes all properties within the portion of incorporated Loganville that lie within Gwinnett County. The County is responsible for providing emergency medical services within this district. The majority of expenditures are recorded in the fall based upon the certified property tax digest as outlined in the intergovernmental agreement with the City of Loganville.

	FY 2020				FY 2019	
	2020 Adopted Budget	Current Annual Budget as of 10/31/2020	Actuals YTD as of 10/31/2020	% Actual to Current Budget	Actuals YTD as of 10/31/2019	% Actual to 10/31/2019 Budget
Fund Balance January 1	\$ 689,315	\$ 689,315	\$ 689,315			
Revenues:						
Investment Income	\$ 11,500	\$ 11,500	\$ 5,346	46.49%	\$ 10,410	94.64%
Revenues without Use of Fund Balance	11,500	11,500	5,346	46.49%	10,410	94.64%
Use of Fund Balance	42,669	42,669	-	0.00%	-	0.00%
TOTAL REVENUES	\$ 54,169	\$ 54,169	\$ 5,346	9.87%	\$ 10,410	23.73%
Appropriations:						
Loganville EMS	\$ 54,169	\$ 54,169	\$ 3,104	5.73%	\$ 42,213	96.21%
TOTAL APPROPRIATIONS	\$ 54,169	\$ 54,169	\$ 3,104	5.73%	\$ 42,213	96.21%
Projected Fund Balance December 31	\$ 646,646	\$ 646,646				
Fund Balance as of Report Date			\$ 691,557			

YTD FINANCIAL REPORT 2020 | GWINNETT COUNTY

Police Services District Fund (106)

The Police Services District Fund is used to account for the revenues and expenditures attributable to the Police Services District. This district includes all properties within unincorporated Gwinnett County and cities that do not operate their own police departments (Berkeley Lake, Buford, Grayson, Dacula, Peachtree Corners, Rest Haven, and Sugar Hill). Gwinnett County is responsible for providing police protection within this district.

	FY 2020				FY 2019	
	2020 Adopted Budget	Current Annual Budget as of 10/31/2020	Actuals YTD as of 10/31/2020	% Actual to Current Budget	Actuals YTD as of 10/31/2019	% Actual to 10/31/2019 Budget
Fund Balance January 1	\$ 84,171,262	\$ 84,171,262	\$ 84,171,262			
Revenues:						
Taxes	\$ 69,327,847	\$ 42,483,077	\$ 7,652,027	18.01%	\$ 65,689,309	97.97%
Insurance Premium Taxes	35,494,448	35,494,448	44,685,604	125.89%	42,069,794	138.88%
Licenses and Permits	4,289,700	-	-	-	2,487,859	60.31%
Intergovernmental	287,875	287,875	226,022	78.51%	147,192	51.40%
Charges for Services	1,023,500	1,019,500	874,993	85.83%	927,753	85.62%
Fines and Forfeitures	7,688,555	7,688,555	3,822,006	49.71%	4,949,828	62.66%
Investment Income	1,000,000	1,000,000	596,574	59.66%	1,111,557	120.82%
Miscellaneous	305,000	308,000	498,107	161.72%	461,593	144.85%
Other Financing Sources	-	-	446	-	1,527,679	98.42%
Revenues without Use of Fund Balance	119,416,925	88,281,455	58,355,779	66.10%	119,372,564	105.15%
Use of Fund Balance	24,803,228	56,966,085	-	0.00%	-	0.00%
TOTAL REVENUES	\$ 144,220,153	\$ 145,247,540	\$ 58,355,779	40.18%	\$ 119,372,564	93.57%
Appropriations:						
Planning and Development	\$ 1,552,958	\$ -	\$ -	-	\$ 1,117,230	77.59%
Police Services	131,307,314	131,308,627	96,742,887	73.68%	90,409,203	76.41%
Recorder's Court	2,139,896	2,228,802	1,799,018	80.72%	1,896,059	87.94%
Solicitor General	749,768	749,768	489,023	65.22%	459,517	65.95%
Clerk of Recorder's Court	1,872,197	1,872,197	1,347,513	71.97%	1,213,971	71.31%
Non-Departmental:						
Reserves - Compensation	2,038,134	2,038,134	-	0.00%	-	0.00%
Reserves - Fuel/Parts	176,000	176,000	-	0.00%	-	0.00%
Other Governmental Agencies	120,636	120,636	-	0.00%	-	0.00%
Non-Departmental Police	4,263,250	6,753,376	1,554,677	23.02%	-	0.00%
Total Non-Departmental	6,598,020	9,088,146	1,554,677	17.11%	-	0.00%
TOTAL APPROPRIATIONS	\$ 144,220,153	\$ 145,247,540	\$ 101,933,118	70.18%	\$ 95,095,980	74.54%
Projected Fund Balance December 31	\$ 59,368,034	\$ 27,205,177				
Fund Balance as of Report Date			\$ 40,593,923			

YTD FINANCIAL REPORT 2020 | GWINNETT COUNTY

Recreation Fund (105)

The Recreation Fund is used to account for the operations and maintenance of County parks and recreational facilities. Financing is provided by a specific property tax levy and miscellaneous revenues including admissions, concessions, and sport activity fees.

	FY 2020				FY 2019	
	2020 Adopted Budget	Current Annual Budget as of 10/31/2020	Actuals YTD as of 10/31/2020	% Actual to Current Budget	Actuals YTD as of 10/31/2019	% Actual to 10/31/2019 Budget
Fund Balance January 1	\$ 21,431,904	\$ 21,431,904	\$ 21,431,904			
Revenues:						
Taxes	\$ 31,585,995	\$ 31,585,995	\$ 3,847,574	12.18%	\$ 30,720,118	98.93%
Intergovernmental	202,637	202,637	160,931	79.42%	107,249	52.97%
Charges for Services	5,005,173	5,005,173	1,060,792	21.19%	4,006,775	81.86%
Investment Income	227,000	227,000	132,549	58.39%	233,251	106.51%
Contributions and Donations	12,900	30,900	13,545	43.83%	344	2.25%
Miscellaneous	2,649,039	2,649,039	931,476	35.16%	2,157,487	81.50%
Other Financing Sources	21,930	21,930	21,930	100.00%	21,930	81.43%
Revenues without Use of Fund Balance	39,704,674	39,722,674	6,168,797	15.53%	37,247,154	95.36%
Use of Fund Balance	6,694,817	6,465,788	-	0.00%	-	0.00%
TOTAL REVENUES	\$ 46,399,491	\$ 46,188,462	\$ 6,168,797	13.36%	\$ 37,247,154	83.71%
Appropriations:						
Community Services	\$ 44,399,215	\$ 44,188,186	\$ 29,366,628	66.46%	\$ 31,308,910	74.07%
Support Services	282,916	282,916	128,000	45.24%	133,404	71.92%
Non-Departmental:						
Reserves - Compensation	311,795	311,795	-	0.00%	-	0.00%
Reserves - Fuel/Parts	15,000	15,000	-	0.00%	-	0.00%
Non-Departmental Recreation Fund	1,390,565	1,390,565	458,522	32.97%	1,631,028	82.70%
Total Non-Departmental	1,717,360	1,717,360	458,522	26.70%	1,631,028	80.06%
TOTAL APPROPRIATIONS	\$ 46,399,491	\$ 46,188,462	\$ 29,953,150	64.85%	\$ 33,073,342	74.33%
Projected Fund Balance December 31	\$ 14,737,087	\$ 14,966,116				
Fund Balance as of Report Date			\$ (2,352,449)			

YTD FINANCIAL REPORT 2020 | GWINNETT COUNTY

Economic Development Tax Fund (160)

The Economic Development Tax Fund is used to account for the accumulation of resources to provide funds for financial assistance to the Development Authority of Gwinnett County for economic development purposes in accordance with O.C.G.A. § 48-5-220(20).

	FY 2020			% Actual to Current Budget	FY 2019	
	2020 Adopted Budget	Current Annual Budget as of 10/31/2020	Actuals YTD as of 10/31/2020		Actuals YTD as of 10/31/2019	% Actual to 10/31/2019 Budget
Fund Balance January 1	\$ -	\$ -	\$ -			
Revenues:						
Taxes	\$ -	\$ 10,312,623	\$ 752,177	7.29%	\$ -	-
TOTAL REVENUES	\$ -	\$ 10,312,623	\$ 752,177	7.29%	\$ -	-
Appropriations:						
Non-Departmental:						
Development Authority Activity	-	780,715	372,156	47.67%	-	-
Total Non-Departmental	-	780,715	372,156	47.67%	-	-
Appropriations without Contribution to Fund Balance	-	780,715	372,156	47.67%	-	-
Contribution to Fund Balance	-	9,531,908	-	0.00%	-	-
TOTAL APPROPRIATIONS	\$ -	\$ 10,312,623	\$ 372,156	3.61%	\$ -	-
Projected Fund Balance December 31	\$ -	\$ 9,531,908				
Fund Balance as of Report Date			\$ 380,021			

YTD FINANCIAL REPORT 2020 | GWINNETT COUNTY

Gwinnett Place TAD Fund (165)

The Gwinnett Place TAD Fund is used to account for positive tax increment revenues attributable to the Gwinnett Place Tax Allocation District (TAD). These revenues are used to pay for redevelopment costs that provide substantial public benefit in accordance with the Gwinnett Place Redevelopment Plan. This district includes properties in the Gwinnett Place Community Improvement District which is located in the Gwinnett Place Redevelopment Area at the intersection of I-85 and Pleasant Hill Road in Duluth.

	FY 2020				FY 2019	
	2020 Adopted Budget	Current Annual Budget as of 10/31/2020	Actuals YTD as of 10/31/2020	% Actual to Current Budget	Actuals YTD as of 10/31/2019	% Actual to 10/31/2019 Budget
Fund Balance January 1	\$ 1,734,832	\$ 1,734,832	\$ 1,734,832			
Revenues:						
Taxes	\$ -	\$ -	\$ 60,295	-	\$ 760,158	-
TOTAL REVENUES	<u>\$ -</u>	<u>\$ -</u>	<u>\$ 60,295</u>	-	<u>\$ 760,158</u>	-
Appropriations:						
Planning and Development	\$ -	\$ -	\$ -	-	\$ -	-
TOTAL APPROPRIATIONS	<u>\$ -</u>	<u>\$ -</u>	<u>\$ -</u>	-	<u>\$ -</u>	-
Projected Fund Balance December 31	\$ 1,734,832	\$ 1,734,832				
Fund Balance as of Report Date			\$ 1,795,127			

YTD FINANCIAL REPORT 2020 | GWINNETT COUNTY

Indian Trail TAD Fund (162)

The Indian Trail TAD Fund is used to account for positive tax increment revenues attributable to the Indian Trail Tax Allocation District (TAD). These revenues are used to pay for redevelopment costs that provide substantial public benefit in accordance with the Indian Trail Redevelopment Plan. The Indian Trail TAD is located in the Gateway85 Gwinnett Community Improvement District at the I-85 and Indian Trail-Lilburn Road interchange adjacent to the city of Norcross.

	FY 2020				FY 2019	
	2020 Adopted Budget	Current Annual Budget as of 10/31/2020	Actuals YTD as of 10/31/2020	% Actual to Current Budget	Actuals YTD as of 10/31/2019	% Actual to 10/31/2019 Budget
Fund Balance January 1	\$ 2,032,503	\$ 2,032,503	\$ 2,032,503			
Revenues:						
Taxes	\$ -	\$ -	\$ 55,549	-	\$ 576,563	-
TOTAL REVENUES	<u>\$ -</u>	<u>\$ -</u>	<u>\$ 55,549</u>	-	<u>\$ 576,563</u>	-
Appropriations:						
Planning and Development	\$ -	\$ -	\$ -	-	\$ -	-
TOTAL APPROPRIATIONS	<u>\$ -</u>	<u>\$ -</u>	<u>\$ -</u>	-	<u>\$ -</u>	-
Projected Fund Balance December 31	\$ 2,032,503	\$ 2,032,503				
Fund Balance as of Report Date			\$ 2,088,052			

YTD FINANCIAL REPORT 2020 | GWINNETT COUNTY

Jimmy Carter Boulevard TAD Fund (161)

The Jimmy Carter Boulevard TAD Fund is used to account for positive tax increment revenues attributable to the Jimmy Carter Tax Allocation District (TAD). These revenues are used to pay for redevelopment costs that provide substantial public benefit in accordance with the Jimmy Carter Boulevard Redevelopment Plan. The Jimmy Carter Boulevard TAD is located in the Gateway85 Gwinnett Community Improvement District along the Jimmy Carter Boulevard corridor adjacent to the city of Norcross.

	FY 2020				FY 2019	
	2020 Adopted Budget	Current Annual Budget as of 10/31/2020	Actuals YTD as of 10/31/2020	% Actual to Current Budget	Actuals YTD as of 10/31/2019	% Actual to 10/31/2019 Budget
Fund Balance January 1	\$ 6,141,835	\$ 6,141,835	\$ 6,141,835			
Revenues:						
Taxes	\$ -	\$ -	\$ 320,701	-	\$ 1,448,532	-
Investment Income	-	-	30,169	-	78,713	-
TOTAL REVENUES	\$ -	\$ -	\$ 350,870	-	\$ 1,527,245	-
Appropriations:						
Planning and Development	\$ -	\$ -	\$ -	-	\$ -	-
TOTAL APPROPRIATIONS	\$ -	\$ -	\$ -	-	\$ -	-
Projected Fund Balance December 31	\$ 6,141,835	\$ 6,141,835				
Fund Balance as of Report Date			\$ 6,492,705			

YTD FINANCIAL REPORT 2020 | GWINNETT COUNTY

Lake Lucerne TAD Fund (164)

The Lake Lucerne TAD Fund is used to account for positive tax increment revenues attributable to the Lake Lucerne Tax Allocation District (TAD). These revenues are used to pay for redevelopment costs that provide substantial public benefit in accordance with the Lake Lucerne Redevelopment Plan. The Lake Lucerne TAD is located in the Evermore Community Improvement District at the intersection of Highway 78 (Stone Mountain Highway) and Killian Hill Road.

	FY 2020			FY 2019		
	2020 Adopted Budget	Current Annual Budget as of 10/31/2020	Actuals YTD as of 10/31/2020	% Actual to Current Budget	Actuals YTD as of 10/31/2019	% Actual to 10/31/2019 Budget
Fund Balance January 1	\$ 244,534	\$ 244,534	\$ 244,534			
Revenues:						
Taxes	\$ -	\$ -	\$ 13,741	-	\$ 109,794	-
TOTAL REVENUES	<u>\$ -</u>	<u>\$ -</u>	<u>\$ 13,741</u>	-	<u>\$ 109,794</u>	-
Appropriations:						
Planning and Development	\$ -	\$ -	\$ -	-	\$ -	-
TOTAL APPROPRIATIONS	<u>\$ -</u>	<u>\$ -</u>	<u>\$ -</u>	-	<u>\$ -</u>	-
Projected Fund Balance December 31	\$ 244,534	\$ 244,534				
Fund Balance as of Report Date			\$ 258,275			

YTD FINANCIAL REPORT 2020 | GWINNETT COUNTY

Park Place TAD Fund (163)

The Park Place TAD Fund is used to account for positive tax increment revenues attributable to the Park Place Tax Allocation District (TAD). These revenues are used to pay for redevelopment costs that provide substantial public benefit in accordance with the Park Place Redevelopment Plan. The Park Place TAD is located in the Evermore Community Improvement District at the intersection of Highway 78 (Stone Mountain Highway) and Rockbridge Road.

	FY 2020				FY 2019	
	2020 Adopted Budget	Current Annual Budget as of 10/31/2020	Actuals YTD as of 10/31/2020	% Actual to Current Budget	Actuals YTD as of 10/31/2019	% Actual to 10/31/2019 Budget
Fund Balance January 1	\$ 940,779	\$ 940,779	\$ 940,779			
Revenues:						
Taxes	\$ -	\$ -	\$ 105,347	-	\$ 397,269	-
TOTAL REVENUES	<u>\$ -</u>	<u>\$ -</u>	<u>\$ 105,347</u>	-	<u>\$ 397,269</u>	-
Appropriations:						
Planning and Development	\$ -	\$ -	\$ -	-	\$ -	-
TOTAL APPROPRIATIONS	<u>\$ -</u>	<u>\$ -</u>	<u>\$ -</u>	-	<u>\$ -</u>	-
Projected Fund Balance December 31	\$ 940,779	\$ 940,779				
Fund Balance as of Report Date			\$ 1,046,126			

YTD FINANCIAL REPORT 2020 | GWINNETT COUNTY

The Exchange at Gwinnett TAD Fund (166)

The Exchange at Gwinnett TAD Fund is used to account for positive tax increment revenues attributable to The Exchange at Gwinnett Tax Allocation District (TAD). These revenues are used to pay for redevelopment costs that abate or eliminate deleterious effects of inadequate infrastructure in accordance with The Exchange at Gwinnett Redevelopment Plan. This district includes properties at the southeast quadrant of the intersection of Interstate 85 and Georgia Highway 20 in the northern portion of the County.

	FY 2020				FY 2019	
	2020 Adopted Budget	Current Annual Budget as of 10/31/2020	Actuals YTD as of 10/31/2020	% Actual to Current Budget	Actuals YTD as of 10/31/2019	% Actual to 10/31/2019 Budget
Fund Balance January 1	\$ -	\$ -	\$ -			
Revenues:						
Taxes	\$ -	\$ -	\$ 24,087	-	\$ -	-
Investment Income	-	-	16,885	-	-	-
Other Financing Sources	-	38,485,000	38,485,000	100.00%	-	-
TOTAL REVENUES	\$ -	\$ 38,485,000	\$ 38,525,972	100.11%	\$ -	-
Appropriations:						
Planning and Development	-	19,062,525	9,320,743	48.90%	-	-
Appropriations without Contribution to Fund Balance	-	19,062,525	9,320,743	48.90%	-	-
Contribution to Fund Balance	-	19,422,475	-	0.00%	-	-
TOTAL APPROPRIATIONS	\$ -	\$ 38,485,000	\$ 9,320,743	24.22%	\$ -	-
Projected Fund Balance December 31	\$ -	\$ 19,422,475				
Fund Balance as of Report Date			\$ 29,205,229			

YTD FINANCIAL REPORT 2020 | GWINNETT COUNTY

The Exchange at Gwinnett TAD Debt Service Fund (966)

The Exchange at Gwinnett TAD Debt Service Fund (966) is used to account for the payment of long-term principal and interest related to redevelopment bonds associated with The Exchange at Gwinnett Tax Allocation District. Debt service payments occur biannually in January and July.

	FY 2020				FY 2019	
	2020 Adopted Budget	Current Annual Budget as of 10/31/2020	Actuals YTD as of 10/31/2020	% Actual to Current Budget	Actuals YTD as of 10/31/2019	% Actual to 10/31/2019 Budget
Fund Balance January 1	\$ -	\$ -	\$ -			
Revenues:						
Other Financing Sources	\$ -	\$ 1,389,737	\$ -	0.00%	\$ -	-
TOTAL REVENUES	<u>\$ -</u>	<u>\$ 1,389,737</u>	<u>\$ -</u>	0.00%	<u>\$ -</u>	-
Appropriations:						
Debt Service	\$ -	\$ 1,389,737	\$ -	0.00%	\$ -	-
TOTAL APPROPRIATIONS	<u>\$ -</u>	<u>\$ 1,389,737</u>	<u>\$ -</u>	0.00%	<u>\$ -</u>	-
Projected Fund Balance December 31	\$ -	\$ -				
Fund Balance as of Report Date			\$ -			

YTD FINANCIAL REPORT 2020 | GWINNETT COUNTY

Speed Hump Fund (003)

The Speed Hump Fund supports the County's speed hump program. Revenues are generated from properties benefiting from existing speed humps for the purpose of maintenance. Charges for Services are collected as special assessment fees in the fourth quarter with property tax collections.

	FY 2020				FY 2019	
	2020 Adopted Budget	Current Annual Budget as of 10/31/2020	Actuals YTD as of 10/31/2020	% Actual to Current Budget	Actuals YTD as of 10/31/2019	% Actual to 10/31/2019 Budget
Fund Balance January 1	\$ 1,038,261	\$ 1,038,261	\$ 1,038,261			
Revenues:						
Charges for Services	\$ 126,408	\$ 126,408	\$ 13,028	10.31%	\$ 120,602	98.85%
Investment Income	19,500	19,500	14,486	74.29%	26,541	139.69%
Revenues without Use of Fund Balance	145,908	145,908	27,514	18.86%	147,143	104.36%
Use of Fund Balance	289,789	289,789	-	0.00%	-	0.00%
TOTAL REVENUES	\$ 435,697	\$ 435,697	\$ 27,514	6.31%	\$ 147,143	34.85%
Appropriations:						
Transportation	\$ 435,697	\$ 435,697	\$ 56,798	13.04%	\$ 309,054	73.20%
TOTAL APPROPRIATIONS	\$ 435,697	\$ 435,697	\$ 56,798	13.04%	\$ 309,054	73.20%
Projected Fund Balance December 31	\$ 748,472	\$ 748,472				
Fund Balance as of Report Date			\$ 1,008,977			

YTD FINANCIAL REPORT 2020 | GWINNETT COUNTY

Street Lighting Fund (002)

The Street Lighting Fund supports the County's street light program. Revenues are generated from properties benefiting from existing street lights for the purpose of utility payments. Charges for Services are collected as special assessment fees in the fourth quarter with property tax collections.

	FY 2020				FY 2019	
	2020 Adopted Budget	Current Annual Budget as of 10/31/2020	Actuals YTD as of 10/31/2020	% Actual to Current Budget	Actuals YTD as of 10/31/2019	% Actual to 10/31/2019 Budget
Fund Balance January 1	\$ 1,724,246	\$ 1,724,246	\$ 1,724,246			
Revenues:						
Charges for Services	\$ 7,568,042	\$ 8,359,665	\$ 698,270	8.35%	\$ 7,088,477	92.00%
Investment Income	13,000	13,000	9,915	76.27%	29,358	326.20%
Miscellaneous	-	-	51,521	-	2,232	-
TOTAL REVENUES	\$ 7,581,042	\$ 8,372,665	\$ 759,706	9.07%	\$ 7,120,067	92.30%
Appropriations:						
Transportation	\$ 7,580,514	\$ 8,113,565	\$ 6,178,822	76.15%	\$ 5,936,357	78.48%
Non-Departmental:						
Reserves - Compensation	435	435	-	0.00%	-	-
Total Non-Departmental	435	435	-	0.00%	-	-
Appropriations without Contribution to Fund Balance	7,580,949	8,114,000	6,178,822	76.15%	5,936,357	78.48%
Contribution to Fund Balance	93	258,665	-	0.00%	-	0.00%
TOTAL APPROPRIATIONS	\$ 7,581,042	\$ 8,372,665	\$ 6,178,822	73.80%	\$ 5,936,357	76.95%
Projected Fund Balance December 31	\$ 1,724,339	\$ 1,982,911				
Fund Balance as of Report Date			\$ (3,694,870)			

YTD FINANCIAL REPORT 2020 | GWINNETT COUNTY

Authority Imaging Fund (020)

The Authority Imaging Fund accounts for revenues received from fees collected by the Clerk of Superior Court Authority for document printing. These monies must be used for the development, implementation, and maintenance of a state-wide automated information system.

	FY 2020			% Actual to Current Budget	FY 2019	
	2020 Adopted Budget	Current Annual Budget as of 10/31/2020	Actuals YTD as of 10/31/2020		Actuals YTD as of 10/31/2019	% Actual to 10/31/2019 Budget
Fund Balance January 1	\$ 1,984,949	\$ 1,984,949	\$ 1,984,949			
Revenues:						
Charges for Services	\$ 637,382	\$ 637,382	\$ 632,115	99.17%	\$ 554,284	91.30%
Investment Income	2,490	2,490	1,698	68.19%	1,753	87.00%
TOTAL REVENUES	\$ 639,872	\$ 639,872	\$ 633,813	99.05%	\$ 556,037	63.00%
Appropriations:						
Clerk of Court	\$ -	\$ -	\$ -	-	\$ 735,543	83.33%
Appropriations without Contribution to Fund Balance	-	-	-	-	735,543	83.33%
Contribution to Fund Balance	639,872	639,872	-	0.00%	-	-
TOTAL APPROPRIATIONS	\$ 639,872	\$ 639,872	\$ -	0.00%	\$ 735,543	83.33%
Projected Fund Balance December 31	\$ 2,624,821	\$ 2,624,821				
Fund Balance as of Report Date			\$ 2,618,762			

YTD FINANCIAL REPORT 2020 | GWINNETT COUNTY

Corrections Inmate Welfare Fund (085)

The Corrections Inmate Welfare Fund accounts for proceeds received from commissary sales to provide recreational materials for the benefit of the inmates at the Corrections Facility.

	FY 2020			% Actual to Current Budget	FY 2019	
	2020 Adopted Budget	Current Annual Budget as of 10/31/2020	Actuals YTD as of 10/31/2020		Actuals YTD as of 10/31/2019	% Actual to 10/31/2019 Budget
Fund Balance January 1	\$ 544,886	\$ 544,886	\$ 544,886			
Revenues:						
Charges for Services	\$ 118,500	\$ 118,500	\$ 101,775	85.89%	\$ 99,189	88.15%
Miscellaneous	11,700	11,700	6,785	57.99%	13,861	92.41%
TOTAL REVENUES	<u>\$ 130,200</u>	<u>\$ 130,200</u>	<u>\$ 108,560</u>	83.38%	<u>\$ 113,050</u>	88.65%
Appropriations:						
Corrections	\$ 73,755	\$ 73,755	\$ 49,388	66.96%	\$ 7,337	34.42%
Appropriations without Contribution to Fund Balance	73,755	73,755	49,388	66.96%	7,337	34.42%
Contribution to Fund Balance	56,445	56,445	-	0.00%	-	0.00%
TOTAL APPROPRIATIONS	<u>\$ 130,200</u>	<u>\$ 130,200</u>	<u>\$ 49,388</u>	37.93%	<u>\$ 7,337</u>	5.75%
Projected Fund Balance December 31	\$ 601,331	\$ 601,331				
Fund Balance as of Report Date			\$ 604,058			

YTD FINANCIAL REPORT 2020 | GWINNETT COUNTY

Crime Victims Assistance Fund (075)

The Crime Victims Assistance Fund accounts for revenues received from a five percent (5%) charge collected on fines within the Recorders, Juvenile, State, Superior, and Magistrate Courts of Gwinnett County. Revenues are also received from five percent (5%) of fines from municipalities within Gwinnett County. These funds must be used to provide assistance to crime victims. Revenue is split between the Solicitor's and District Attorney's offices.

The Revenue collected is distributed as follows:

- Superior Court Fines - 100% District Attorney
- State Court Fines - 100% Solicitor
- Municipal Recorder's Court - Total less subsidies, if any, with the remainder 35% Solicitor and 65% District Attorney
- Magistrate Court, Recorder's Court, and Juvenile Court - 35% Solicitor and 65% District Attorney
- Interest Earned Dividends - 35% Solicitor and 65% District Attorney

	FY 2020				FY 2019	
	2020 Adopted Budget	Current Annual Budget as of 10/31/2020	Actuals YTD as of 10/31/2020	% Actual to Current Budget	Actuals YTD as of 10/31/2019	% Actual to 10/31/2019 Budget
Fund Balance January 1	\$ 773,159	\$ 773,159	\$ 773,159			
Revenues:						
Fines and Forfeitures	\$ 733,979	\$ 733,979	\$ 423,657	57.72%	\$ 501,154	66.28%
Investment Income	2,500	2,500	1,860	74.40%	4,945	197.80%
Miscellaneous	-	-	348	-	1,249	-
Revenues without Use of Fund Balance	736,479	736,479	425,865	57.82%	507,348	66.88%
Use of Fund Balance	201,408	201,408	-	0.00%	-	0.00%
TOTAL REVENUES	<u>\$ 937,887</u>	<u>\$ 937,887</u>	<u>\$ 425,865</u>	45.41%	<u>\$ 507,348</u>	53.73%
Appropriations:						
District Attorney	\$ 368,150	\$ 368,150	\$ 298,290	81.02%	\$ 265,963	77.72%
Solicitor General	560,201	560,201	370,884	66.21%	372,832	61.92%
Non-Departmental:						
Reserves - Compensation	9,536	9,536	-	0.00%	-	-
Total Non-Departmental	9,536	9,536	-	0.00%	-	-
TOTAL APPROPRIATIONS	<u>\$ 937,887</u>	<u>\$ 937,887</u>	<u>\$ 669,174</u>	71.35%	<u>\$ 638,795</u>	67.65%
Projected Fund Balance December 31	\$ 571,751	\$ 571,751				
Fund Balance as of Report Date			\$ 529,850			

YTD FINANCIAL REPORT 2020 | GWINNETT COUNTY

DA Federal Justice Asset Sharing Fund (080)

The District Attorney Federal Justice Asset Sharing Fund accounts for revenues received from an equitable sharing agreement between the Department of Justice and the Gwinnett County District Attorney for proceeds from confiscations. The law states that any money or property confiscated in this manner shall be used for restricted purposes, and all expenditures are validated against federal and state guidelines.

	FY 2020				FY 2019	
	2020 Adopted Budget	Current Annual Budget as of 10/31/2020	Actuals YTD as of 10/31/2020	% Actual to Current Budget	Actuals YTD as of 10/31/2019	% Actual to 10/31/2019 Budget
Fund Balance January 1	\$ 355,058	\$ 355,058	\$ 355,058			
Revenues:						
Fines and Forfeitures	\$ -	\$ 3,148	\$ 3,148	100.00%	\$ 30,724	100.00%
Revenues without Use of Fund Balance	-	3,148	3,148	100.00%	30,724	100.00%
Use of Fund Balance	175,000	175,000	-	0.00%	-	0.00%
TOTAL REVENUES	\$ 175,000	\$ 178,148	\$ 3,148	1.77%	\$ 30,724	18.32%
Appropriations:						
District Attorney	\$ 175,000	\$ 178,148	\$ 36,513	20.50%	\$ 91,092	54.31%
TOTAL APPROPRIATIONS	\$ 175,000	\$ 178,148	\$ 36,513	20.50%	\$ 91,092	54.31%
Projected Fund Balance December 31	\$ 180,058	\$ 180,058				
Fund Balance as of Report Date			\$ 321,693			

YTD FINANCIAL REPORT 2020 | GWINNETT COUNTY

DA Federal Treasury Asset Sharing Fund (082)

The District Attorney Federal Treasury Asset Sharing Fund (082) accounts for revenues received from an equitable sharing agreement between the Department of Treasury and the Gwinnett County District Attorney for proceeds from confiscations. The law states that any money or property confiscated in this manner shall be used for restricted purposes, and all expenditures are validated against federal and state guidelines.

	FY 2020				FY 2019	
	2020 Adopted Budget	Current Annual Budget as of 10/31/2020	Actuals YTD as of 10/31/2020	% Actual to Current Budget	Actuals YTD as of 10/31/2019	% Actual to 10/31/2019 Budget
Fund Balance January 1	\$ 46,451	\$ 46,451	\$ 46,451			
Revenues:						
Fines and Forfeitures	\$ -	\$ 6,521	\$ 6,521	100.00%	\$ -	-
TOTAL REVENUES	\$ -	\$ 6,521	\$ 6,521	100.00%	\$ -	0.00%
Appropriations:						
District Attorney	\$ -	\$ 6,521	\$ -	0.00%	\$ -	0.00%
TOTAL APPROPRIATIONS	\$ -	\$ 6,521	\$ -	0.00%	\$ -	0.00%
Projected Fund Balance December 31	\$ 46,451	\$ 46,451				
Fund Balance as of Report Date			\$ 52,972			

YTD FINANCIAL REPORT 2020 | GWINNETT COUNTY

E-911 Fund (095)

The E-911 Fund accounts for operations of the E-911 Communications Center. Revenues are primarily received from monthly subscriber fees remitted by wired and wireless telecommunication providers. Expenditures must comply with O.C.G.A., Title 46, Chapter 5, Article 2, Part 4.

	FY 2020			% Actual to Current Budget	FY 2019	
	2020 Adopted Budget	Current Annual Budget as of 10/31/2020	Actuals YTD as of 10/31/2020		Actuals YTD as of 10/31/2019	% Actual to 10/31/2019 Budget
Fund Balance January 1	\$ 30,941,881	\$ 30,941,881	\$ 30,941,881			
Revenues:						
Taxes	\$ -	\$ -	\$ 6,797	-	\$ 5,654	-
Charges for Services	18,114,000	18,114,000	14,506,535	80.08%	17,817,073	109.04%
Investment Income	415,000	415,000	278,545	67.12%	450,878	108.65%
Miscellaneous	-	-	5,545	-	10,182	-
Revenues without Use of Fund Balance	18,529,000	18,529,000	14,797,422	79.86%	18,283,787	109.13%
Use of Fund Balance	8,769,718	8,769,718	-	0.00%	-	0.00%
TOTAL REVENUES	<u>\$ 27,298,718</u>	<u>\$ 27,298,718</u>	<u>\$ 14,797,422</u>	54.21%	<u>\$ 18,283,787</u>	72.87%
Appropriations:						
Police Services	\$ 22,706,465	\$ 22,706,465	\$ 14,990,258	66.02%	\$ 13,390,671	64.95%
Non-Departmental:						
Reserves - Compensation	138,775	138,775	-	0.00%	-	0.00%
Other Governmental Agencies	3,999,440	4,449,274	4,410,662	99.13%	3,999,440	100.00%
Non-Departmental E-911	454,038	4,204	-	0.00%	-	0.00%
Total Non-Departmental	4,592,253	4,592,253	4,410,662	96.05%	3,999,440	89.40%
TOTAL APPROPRIATIONS	<u>\$ 27,298,718</u>	<u>\$ 27,298,718</u>	<u>\$ 19,400,920</u>	71.07%	<u>\$ 17,390,111</u>	69.31%
Projected Fund Balance December 31	\$ 22,172,163	\$ 22,172,163				
Fund Balance as of Report Date			\$ 26,338,383			

YTD FINANCIAL REPORT 2020 | GWINNETT COUNTY

Juvenile Court Supervision Fund (030)

The Juvenile Court Supervision Fund accounts for revenues collected as supervision fees from those who are placed under the courts' formal or informal supervision in order for the court to use those collections toward expenses for specific ancillary services.

	FY 2020			% Actual to Current Budget	FY 2019	
	2020 Adopted Budget	Current Annual Budget as of 10/31/2020	Actuals YTD as of 10/31/2020		Actuals YTD as of 10/31/2019	% Actual to 10/31/2019 Budget
Fund Balance January 1	\$ 195,322	\$ 195,322	\$ 195,322			
Revenues:						
Charges for Services	\$ 55,883	\$ 55,883	\$ 42,394	75.86%	\$ 59,687	85.58%
TOTAL REVENUES	<u>\$ 55,883</u>	<u>\$ 55,883</u>	<u>\$ 42,394</u>	75.86%	<u>\$ 59,687</u>	85.58%
Appropriations:						
Juvenile Court	\$ 39,450	\$ 39,450	\$ 15,362	38.94%	\$ 32,460	75.37%
Appropriations without Contribution to Fund Balance	39,450	39,450	15,362	38.94%	32,460	75.37%
Contribution to Fund Balance	16,433	16,433	-	0.00%	-	0.00%
TOTAL APPROPRIATIONS	<u>\$ 55,883</u>	<u>\$ 55,883</u>	<u>\$ 15,362</u>	27.49%	<u>\$ 32,460</u>	46.54%
Projected Fund Balance December 31	\$ 211,755	\$ 211,755				
Fund Balance as of Report Date			\$ 222,354			

YTD FINANCIAL REPORT 2020 | GWINNETT COUNTY

Police Special Justice Fund (070)

The Police Special Justice Fund accounts for revenues resulting from the U.S. Department of Justice confiscation of money or the sale of property from illegal drug and narcotics activities. The law states that any money or property confiscated in this manner shall be used for restricted purposes, and all expenditures are validated against federal guidelines.

	FY 2020			% Actual to Current Budget	FY 2019	
	2020 Adopted Budget	Current Annual Budget as of 10/31/2020	Actuals YTD as of 10/31/2020		Actuals YTD as of 10/31/2019	% Actual to 10/31/2019 Budget
Fund Balance January 1	\$ 882,278	\$ 882,278	\$ 882,278			
Revenues:						
Fines and Forfeitures	\$ -	\$ 182,010	\$ 182,010	100.00%	\$ 174,037	100.00%
Revenues without Use of Fund Balance	-	182,010	182,010	100.00%	174,037	100.00%
Use of Fund Balance	111,000	-	-	-	-	-
TOTAL REVENUES	\$ 111,000	\$ 182,010	\$ 182,010	100.00%	\$ 174,037	100.00%
Appropriations:						
Police Services	\$ 111,000	\$ 111,000	\$ 25,625	23.09%	\$ 48,150	32.49%
Appropriations without Contribution to Fund Balance	111,000	111,000	25,625	23.09%	48,150	32.49%
Contribution to Fund Balance	-	71,010	-	0.00%	-	0.00%
TOTAL APPROPRIATIONS	\$ 111,000	\$ 182,010	\$ 25,625	14.08%	\$ 48,150	27.67%
Projected Fund Balance December 31	\$ 771,278	\$ 953,288				
Fund Balance as of Report Date			\$ 1,038,663			

YTD FINANCIAL REPORT 2020 | GWINNETT COUNTY

Police Special State Fund (072)

The Police Special State Fund accounts for revenues resulting from the State of Georgia's confiscation of money or the sale of property from illegal drug and narcotics activities. The law states that any money or property confiscated in this manner shall be used for restricted purposes, and all expenditures are validated against state guidelines.

	FY 2020				FY 2019	
	2020 Adopted Budget	Current Annual Budget as of 10/31/2020	Actuals YTD as of 10/31/2020	% Actual to Current Budget	Actuals YTD as of 10/31/2019	% Actual to 10/31/2019 Budget
Fund Balance January 1	\$ 1,344,527	\$ 1,344,527	\$ 1,344,527			
Revenues:						
Fines and Forfeitures	\$ -	\$ 227,695	\$ 227,695	100.00%	\$ 95,936	100.00%
Miscellaneous	-	-	-	-	22	-
Revenues without Use of Fund Balance	-	227,695	227,695	100.00%	95,958	100.02%
Use of Fund Balance	951,334	723,639	-	0.00%	-	0.00%
TOTAL REVENUES	\$ 951,334	\$ 951,334	\$ 227,695	23.93%	\$ 95,958	5.96%
Appropriations:						
Police Services	\$ 951,334	\$ 951,334	\$ 398,736	41.91%	\$ 1,281,917	79.64%
TOTAL APPROPRIATIONS	\$ 951,334	\$ 951,334	\$ 398,736	41.91%	\$ 1,281,917	79.64%
Projected Fund Balance December 31	\$ 393,193	\$ 620,888				
Fund Balance as of Report Date			\$ 1,173,486			

YTD FINANCIAL REPORT 2020 | GWINNETT COUNTY

Sheriff Inmate Fund (090)

The Sheriff Inmate Fund accounts for proceeds received from commissary sales to provide materials and services for the benefit of the inmates at the Detention Center.

	FY 2020			% Actual to Current Budget	FY 2019	
	2020 Adopted Budget	Current Annual Budget as of 10/31/2020	Actuals YTD as of 10/31/2020		Actuals YTD as of 10/31/2019	% Actual to 10/31/2019 Budget
Fund Balance January 1	\$ 3,809,254	\$ 3,809,254	\$ 3,809,254			
Revenues:						
Charges for Services	\$ 715,330	\$ 715,330	\$ 580,670	81.18%	\$ 635,498	73.16%
Investment Income	-	-	36,870	-	57,884	-
TOTAL REVENUES	\$ 715,330	\$ 715,330	\$ 617,540	86.33%	\$ 693,382	79.83%
Appropriations:						
Sheriff	\$ 652,500	\$ 652,500	\$ 379,228	58.12%	\$ 507,086	61.86%
Appropriations without Contribution to Fund Balance	652,500	652,500	379,228	58.12%	507,086	61.86%
Contribution to Fund Balance	62,830	62,830	-	0.00%	-	0.00%
TOTAL APPROPRIATIONS	\$ 715,330	\$ 715,330	\$ 379,228	53.01%	\$ 507,086	58.38%
Projected Fund Balance December 31	\$ 3,872,084	\$ 3,872,084				
Fund Balance as of Report Date			\$ 4,047,566			

YTD FINANCIAL REPORT 2020 | GWINNETT COUNTY

Sheriff Special Justice Fund (065)

The Sheriff Special Justice Fund accounts for revenues resulting from the U.S. Department of Justice confiscation of money or the sale of property from illegal drug and narcotics activities. The law states that any money or property confiscated in this manner shall be used for restricted purposes, and all expenditures are validated against federal guidelines.

	FY 2020				FY 2019	
	2020 Adopted Budget	Current Annual Budget as of 10/31/2020	Actuals YTD as of 10/31/2020	% Actual to Current Budget	Actuals YTD as of 10/31/2019	% Actual to 10/31/2019 Budget
Fund Balance January 1	\$ 458,866	\$ 458,866	\$ 458,866			
Revenues:						
Fines and Forfeitures	\$ -	\$ 125,008	\$ 125,008	100.00%	\$ 116,709	100.00%
Other Financing Sources	-	-	-	-	3,660	-
Revenues without Use of Fund Balance	-	125,008	125,008	100.00%	120,369	103.14%
Use of Fund Balance	200,000	200,000	-	0.00%	-	0.00%
TOTAL REVENUES	\$ 200,000	\$ 325,008	\$ 125,008	38.46%	\$ 120,369	55.54%
Appropriations:						
Sheriff	\$ 200,000	\$ 325,008	\$ 218,643	67.27%	\$ 79,701	36.78%
TOTAL APPROPRIATIONS	\$ 200,000	\$ 325,008	\$ 218,643	67.27%	\$ 79,701	36.78%
Projected Fund Balance December 31	\$ 258,866	\$ 258,866				
Fund Balance as of Report Date			\$ 365,231			

YTD FINANCIAL REPORT 2020 | GWINNETT COUNTY

Sheriff Special Treasury Fund (066)

The Sheriff Special Treasury Fund accounts for revenues resulting from the U.S. Department of Treasury confiscation of money or the sale of property from illegal drug and narcotics activities. The law states that any money or property confiscated in this manner shall be used for restricted purposes, and all expenditures are validated against federal guidelines.

	FY 2020				FY 2019	
	2020 Adopted Budget	Current Annual Budget as of 10/31/2020	Actuals YTD as of 10/31/2020	% Actual to Current Budget	Actuals YTD as of 10/31/2019	% Actual to 10/31/2019 Budget
Fund Balance January 1	\$ 341,787	\$ 341,787	\$ 341,787			
Revenues:						
Fines and Forfeitures	\$ -	\$ 97,516	\$ 97,516	100.00%	\$ 11,549	157.21%
Other Financing Sources	-	-	-	-	7,098	-
Revenues without Use of Fund Balance	-	97,516	97,516	100.00%	18,647	253.84%
Use of Fund Balance	200,000	200,000	-	0.00%	-	0.00%
TOTAL REVENUES	\$ 200,000	\$ 297,516	\$ 97,516	32.78%	\$ 18,647	11.85%
Appropriations:						
Sheriff	\$ 200,000	\$ 297,516	\$ 107,146	36.01%	\$ 76,695	48.74%
TOTAL APPROPRIATIONS	\$ 200,000	\$ 297,516	\$ 107,146	36.01%	\$ 76,695	48.74%
Projected Fund Balance December 31	\$ 141,787	\$ 141,787				
Fund Balance as of Report Date			\$ 332,157			

YTD FINANCIAL REPORT 2020 | GWINNETT COUNTY

Sheriff Special State Fund (067)

The Sheriff Special State Fund accounts for revenues resulting from the State of Georgia's confiscation of money or the sale of property from illegal drug and narcotics activities. The law states that any money or property confiscated in this manner shall be used for restricted purposes, and all expenditures are validated against federal guidelines.

	FY 2020				FY 2019	
	2020 Adopted Budget	Current Annual Budget as of 10/31/2020	Actuals YTD as of 10/31/2020	% Actual to Current Budget	Actuals YTD as of 10/31/2019	% Actual to 10/31/2019 Budget
Fund Balance January 1	\$ 346,807	\$ 346,807	\$ 346,807			
Revenues:						
Fines and Forfeitures	\$ -	\$ -	\$ -	-	\$ 30,506	923.03%
Investment Income	-	-	260	-	298	-
Revenues without Use of Fund Balance	-	-	260	-	30,804	932.04%
Use of Fund Balance	200,000	200,000	-	0.00%	-	0.00%
TOTAL REVENUES	\$ 200,000	\$ 200,000	\$ 260	0.13%	\$ 30,804	29.82%
Appropriations:						
Sheriff	\$ 200,000	\$ 200,000	\$ 1,150	0.58%	\$ 41,114	39.80%
TOTAL APPROPRIATIONS	\$ 200,000	\$ 200,000	\$ 1,150	0.58%	\$ 41,114	39.80%
Projected Fund Balance December 31	\$ 146,807	\$ 146,807				
Fund Balance as of Report Date			\$ 345,917			

YTD FINANCIAL REPORT 2020 | GWINNETT COUNTY

Stadium Fund (055)

The Stadium Fund accumulates stadium-related revenues in order to pay debt service on the Stadium construction bonds and insurance expenditures. Motor vehicle rental excise taxes are received one month in arrears. Intergovernmental revenue is realized in the form of a one-time annual payment from the Gwinnett Convention and Visitors Bureau in January. Charges for Services revenues from ticket sales, parking, rental fees, and naming rights are received in April, June, and October. Debt service payments occur biannually in January and July.

	FY 2020				FY 2019	
	2020 Adopted Budget	Current Annual Budget as of 10/31/2020	Actuals YTD as of 10/31/2020	% Actual to Current Budget	Actuals YTD as of 10/31/2019	% Actual to 10/31/2019 Budget
Fund Balance January 1	\$ 2,508,407	\$ 2,508,407	\$ 2,508,407			
Revenues:						
Taxes	\$ 880,425	\$ 880,425	\$ 608,960	69.17%	\$ 700,731	80.08%
Intergovernmental	400,000	400,000	400,000	100.00%	400,000	100.00%
Charges for Services	1,117,188	1,117,188	488,899	43.76%	492,283	45.65%
Investment Income	-	-	6,496	-	15,566	-
TOTAL REVENUES	<u>\$ 2,397,613</u>	<u>\$ 2,397,613</u>	<u>\$ 1,504,355</u>	62.74%	<u>\$ 1,608,580</u>	68.35%
Appropriations:						
Stadium Operations	\$ 2,127,790	\$ 2,127,790	\$ 2,110,609	99.19%	\$ 2,067,759	99.61%
Appropriations without Contribution to Fund Balance	2,127,790	2,127,790	2,110,609	99.19%	2,067,759	99.61%
Contribution to Fund Balance	269,823	269,823	-	0.00%	-	0.00%
TOTAL APPROPRIATIONS	<u>\$ 2,397,613</u>	<u>\$ 2,397,613</u>	<u>\$ 2,110,609</u>	88.03%	<u>\$ 2,067,759</u>	87.86%
Projected Fund Balance December 31	\$ 2,778,230	\$ 2,778,230				
Fund Balance as of Report Date			\$ 1,902,153			

YTD FINANCIAL REPORT 2020 | GWINNETT COUNTY

Tree Bank Fund (040)

This fund accounts for activities related to the Gwinnett County Buffer, Landscape and Tree Ordinance. During the permitting process, the developer has the option to pay money when the required tree density units cannot be met on site. The monies collected must be used by the Department of Planning and Development, Community Services and/or Support Services for the planting of trees at parks, greenways, fire stations, and libraries within the same commission district in which the development is located or within five miles of such district. Alternate planning locations may be approved by the Director of the Department of Planning and Development. Expenditures for this fund occur as projects are identified and approved.

	FY 2020				FY 2019	
	2020 Adopted Budget	Current Annual Budget as of 10/31/2020	Actuals YTD as of 10/31/2020	% Actual to Current Budget	Actuals YTD as of 10/31/2019	% Actual to 10/31/2019 Budget
Fund Balance January 1	\$ 329,409	\$ 329,409	\$ 329,409			
Revenues:						
Licenses and Permits	\$ 15,000	\$ 15,000	\$ 26,848	178.99%	\$ -	0.00%
Revenues without Use of Fund Balance	15,000	15,000	26,848	178.99%	-	0.00%
Use of Fund Balance	5,000	5,000	-	0.00%	-	0.00%
TOTAL REVENUES	\$ 20,000	\$ 20,000	\$ 26,848	134.24%	\$ -	0.00%
Appropriations:						
Planning and Development	\$ 20,000	\$ 20,000	\$ -	0.00%	\$ -	0.00%
TOTAL APPROPRIATIONS	\$ 20,000	\$ 20,000	\$ -	0.00%	\$ -	0.00%
Projected Fund Balance December 31	\$ 324,409	\$ 324,409				
Fund Balance as of Report Date			\$ 356,257			

YTD FINANCIAL REPORT 2020 | GWINNETT COUNTY

Tourism Fund (050)

The Tourism Fund accounts for the collection and disbursement of hotel/motel tax revenue in accordance with state law which includes debt service payments for the Infinite Energy Center and parking facility. Hotel-Motel taxes are received one month in arrears. Other expenses associated with this fund are quarterly payments to the Gwinnett Convention and Visitors Bureau per a management agreement. Debt service payments occur biannually in March and September.

	FY 2020				FY 2019	
	2020 Adopted Budget	Current Annual Budget as of 10/31/2020	Actuals YTD as of 10/31/2020	% Actual to Current Budget	Actuals YTD as of 10/31/2019	% Actual to 10/31/2019 Budget
Fund Balance January 1	\$ 7,458,075	\$ 7,458,075	\$ 7,458,075			
Revenues:						
Taxes	\$ 11,806,390	\$ 11,806,390	\$ 5,128,003	43.43%	\$ 9,309,771	77.21%
Charges for Services	150	150	-	0.00%	3,574	3,574.00%
Investment Income	-	-	24,610	-	97,944	-
Other Financing Sources	-	-	33,000,000	-	-	-
Revenues without Use of Fund Balance	11,806,540	11,806,540	38,152,613	323.15%	9,411,289	78.05%
Use of Fund Balance	997,594	1,412,594	-	0.00%	-	0.00%
TOTAL REVENUES	\$ 12,804,134	\$ 13,219,134	\$ 38,152,613	288.62%	\$ 9,411,289	70.10%
Appropriations:						
Facility Debt	\$ 8,707,442	\$ 8,707,442	\$ 8,707,442	100.00%	\$ 8,967,214	100.00%
Tourism	4,096,692	4,511,692	4,468,048	99.03%	3,928,106	88.10%
TOTAL APPROPRIATIONS	\$ 12,804,134	\$ 13,219,134	\$ 13,175,490	99.67%	\$ 12,895,320	96.05%
Projected Fund Balance December 31	\$ 6,460,481	\$ 6,045,481				
Fund Balance as of Report Date			\$ 32,435,198			

YTD FINANCIAL REPORT 2020 | GWINNETT COUNTY

Airport Operating Fund (520)

The Airport Operating Fund accounts for the operation and maintenance of the County airport, Briscoe Field.

	FY 2020				FY 2019	
	2020 Adopted Budget	Current Annual Budget as of 10/31/2020	Actuals YTD as of 10/31/2020	% Actual to Current Budget	Actuals YTD as of 10/31/2019	% Actual to 10/31/2019 Budget
Net Position January 1	\$ 795,063	\$ 795,063	\$ 795,063			
Revenues:						
Charges for Services	\$ 160,000	\$ 160,000	\$ 121,500	75.94%	\$ 171,961	107.48%
Investment Income	-	-	1,140	-	4,733	-
Miscellaneous	1,140,000	1,154,400	652,768	56.55%	649,603	56.98%
Other Financing Sources	40,000	40,000	33,333	83.33%	1,038,579	83.33%
Revenues without Use of Net Position	1,340,000	1,354,400	808,741	59.71%	1,864,876	73.24%
Use of Net Position	164,424	150,024	-	0.00%	-	0.00%
TOTAL REVENUES	\$ 1,504,424	\$ 1,504,424	\$ 808,741	53.76%	\$ 1,864,876	61.70%
Appropriations:						
Transportation*	\$ 1,496,768	\$ 1,496,768	\$ 912,082	60.94%	\$ 2,452,048	81.16%
Non-Departmental:						
Reserves - Compensation	6,656	6,656	-	0.00%	-	-
Reserves - Fuel/Parts	1,000	1,000	-	0.00%	-	0.00%
Total Non-Departmental	7,656	7,656	-	0.00%	-	0.00%
TOTAL APPROPRIATIONS	\$ 1,504,424	\$ 1,504,424	\$ 912,082	60.63%	\$ 2,452,048	81.13%
Projected Net Position December 31	\$ 630,639	\$ 645,039				
Net Position as of Report Date			\$ 691,722			

* Includes amounts transferred to the renewal and extension fund for capital improvement purposes.

YTD FINANCIAL REPORT 2020 | GWINNETT COUNTY

Economic Development Operating Fund (530)

The Economic Development Operating Fund supports debt service and operations related to economic development. Debt service payments occur biannually in March and September.

	FY 2020			% Actual to Current Budget	FY 2019	
	2020 Adopted Budget	Current Annual Budget as of 10/31/2020	Actuals YTD as of 10/31/2020		Actuals YTD as of 10/31/2019	% Actual to 10/31/2019 Budget
Net Position January 1	\$ 3,307,026	\$ 3,307,026	\$ 3,307,026			
Revenues:						
Investment Income	\$ -	\$ -	\$ 7,896	-	\$ 9,693	-
Miscellaneous	3,958,869	3,958,869	1,381,054	34.89%	2,061,173	39.21%
Other Financing Sources	-	-	-	-	3,000,000	-
Revenues without Use of Net Position	3,958,869	3,958,869	1,388,950	35.08%	5,070,866	96.46%
Use of Net Position	1,467,753	1,467,753	-	0.00%	-	-
TOTAL REVENUES	\$ 5,426,622	\$ 5,426,622	\$ 1,388,950	25.60%	\$ 5,070,866	96.46%
Appropriations:						
Non-Departmental:						
Economic Development Activity	\$ 5,426,622	\$ 5,426,622	\$ 3,504,623	64.58%	\$ 3,818,115	72.63%
Total Non-Departmental	5,426,622	5,426,622	3,504,623	64.58%	3,818,115	72.63%
TOTAL APPROPRIATIONS	\$ 5,426,622	\$ 5,426,622	\$ 3,504,623	64.58%	\$ 3,818,115	72.63%
Projected Net Position December 31	\$ 1,839,273	\$ 1,839,273				
Net Position as of Report Date			\$ 1,191,353			

YTD FINANCIAL REPORT 2020 | GWINNETT COUNTY

Local Transit Operating Fund (515)

The Local Transit Operating Fund accounts for the operation and maintenance of the Transit System. Revenues are received from fares and a contribution from the General Fund.

	FY 2020			% Actual to Current Budget	FY 2019	
	2020 Adopted Budget	Current Annual Budget as of 10/31/2020	Actuals YTD as of 10/31/2020		Actuals YTD as of 10/31/2019	% Actual to 10/31/2019 Budget
Net Position January 1	\$ 6,203,932	\$ 6,203,932	\$ 6,203,932			
Revenues:						
Charges for Services	\$ 3,957,534	\$ 3,957,534	\$ 1,051,375	26.57%	\$ 3,003,663	91.55%
Investment Income	190,000	190,000	80,362	42.30%	137,646	86.57%
Miscellaneous	20,000	20,000	4,573	22.87%	30,521	-
Other Financing Sources	11,750,000	11,865,000	9,887,500	83.33%	10,905,833	83.33%
Revenues without Use of Net Position	15,917,534	16,032,534	11,023,810	68.76%	14,077,663	85.18%
Use of Net Position	791,340	968,964	-	0.00%	-	0.00%
TOTAL REVENUES	\$ 16,708,874	\$ 17,001,498	\$ 11,023,810	64.84%	\$ 14,077,663	78.68%
Appropriations:						
Transportation*	\$ 16,700,039	\$ 16,992,663	\$ 6,062,215	35.68%	\$ 13,244,497	74.03%
Non-Departmental:						
Reserves - Compensation	8,835	8,835	-	0.00%	-	-
Total Non-Departmental	8,835	8,835	-	0.00%	-	-
TOTAL APPROPRIATIONS	\$ 16,708,874	\$ 17,001,498	\$ 6,062,215	35.66%	\$ 13,244,497	74.03%
Projected Net Position December 31	\$ 5,412,592	\$ 5,234,968				
Net Position as of Report Date			\$ 11,165,527			

* Includes amounts transferred to the renewal and extension fund for capital improvement purposes.

YTD FINANCIAL REPORT 2020 | GWINNETT COUNTY

Solid Waste Operating Fund (595)

The Solid Waste Operating Fund accounts for the operations as provided in the Solid Waste Collection and Disposal Services Ordinance. Tax revenues are received quarterly from non-exclusive franchise fees paid by commercial waste haulers. Residential service fees are paid by homeowners in unincorporated Gwinnett County and reported as Charges for Services. Payments to haulers lag one month.

	FY 2020				FY 2019	
	2020 Adopted Budget	Current Annual Budget as of 10/31/2020	Actuals YTD as of 10/31/2020	% Actual to Current Budget	Actuals YTD as of 10/31/2019	% Actual to 10/31/2019 Budget
Net Position January 1	\$ 27,510,861	\$ 27,510,861	\$ 27,510,861			
Revenues:						
Taxes	\$ 775,000	\$ 775,000	\$ 698,734	90.16%	\$ 768,592	99.17%
Charges for Services	41,351,452	41,626,800	34,956,877	83.98%	32,954,693	81.09%
Investment Income	850,000	850,000	647,377	76.16%	1,029,318	124.77%
Miscellaneous	100	100	390	390.00%	1,186	790.67%
TOTAL REVENUES	<u>\$ 42,976,552</u>	<u>\$ 43,251,900</u>	<u>\$ 36,303,378</u>	83.93%	<u>\$ 34,753,789</u>	82.27%
Appropriations:						
Support Services	\$ 40,797,294	\$ 42,741,405	\$ 31,821,604	74.45%	\$ 28,627,654	72.90%
Non-Departmental:						
Reserves - Compensation	18,253	18,253	-	0.00%	-	0.00%
Total Non-Departmental	<u>18,253</u>	<u>18,253</u>	<u>-</u>	0.00%	<u>-</u>	0.00%
Appropriations without Working Capital Reserve	<u>40,815,547</u>	<u>42,759,658</u>	<u>31,821,604</u>	74.42%	<u>28,627,654</u>	72.88%
Working Capital Reserve	2,161,005	492,242	-	0.00%	-	0.00%
TOTAL APPROPRIATIONS	<u>\$ 42,976,552</u>	<u>\$ 43,251,900</u>	<u>\$ 31,821,604</u>	73.57%	<u>\$ 28,627,654</u>	67.77%
Projected Net Position December 31	\$ 29,671,866	\$ 28,003,103				
Net Position as of Report Date			\$ 31,992,635			

Payments to Haulers is included in the Support Services expense line item.

YTD FINANCIAL REPORT 2020 | GWINNETT COUNTY

Stormwater Operating Fund (590)

This fund supports the operation, maintenance, and capital improvement of the County's stormwater system. Charges for services are calculated based on the impervious surface of a parcel of land and are collected in the fourth quarter with property tax collections.

	FY 2020				FY 2019	
	2020 Adopted Budget	Current Annual Budget as of 10/31/2020	Actuals YTD as of 10/31/2020	% Actual to Current Budget	Actuals YTD as of 10/31/2019	% Actual to 10/31/2019 Budget
Net Position January 1	\$ 10,533,286	\$ 10,533,286	\$ 10,533,286			
Revenues:						
Charges for Services	\$ 30,186,728	\$ 30,186,728	\$ 2,756,008	9.13%	\$ 27,821,392	93.80%
Investment Income	330,000	330,000	75,939	23.01%	252,059	60.74%
Miscellaneous	20,000	129,197	1,843	1.43%	7,356	36.78%
Revenues without Use of Net Position	30,536,728	30,645,925	2,833,790	9.25%	28,080,807	93.31%
Use of Net Position	75,297	-	-	-	-	0.00%
TOTAL REVENUES	\$ 30,612,025	\$ 30,645,925	\$ 2,833,790	9.25%	\$ 28,080,807	66.15%
Appropriations:						
Planning and Development	\$ 979,087	\$ 949,019	\$ 759,412	80.02%	\$ 657,573	69.19%
Water Resources*	29,478,244	29,391,945	12,736,667	43.33%	33,612,876	81.17%
Non-Departmental:						
Reserves - Compensation	114,694	114,694	-	0.00%	-	0.00%
Reserves - Fuel/Parts	10,000	10,000	-	0.00%	-	0.00%
Non-Departmental Stormwater	30,000	30,000	-	0.00%	-	0.00%
Total Non-Departmental	154,694	154,694	-	0.00%	-	0.00%
Appropriations without Working Capital Reserve	30,612,025	30,495,658	13,496,079	44.26%	34,270,449	80.72%
Working Capital Reserve	-	150,267	-	0.00%	-	-
TOTAL APPROPRIATIONS	\$ 30,612,025	\$ 30,645,925	\$ 13,496,079	44.04%	\$ 34,270,449	80.72%
Projected Net Position December 31	\$ 10,457,989	\$ 10,683,553				
Net Position as of Report Date			\$ (129,003)			

* Includes amounts transferred to the renewal and extension fund for capital improvement purposes.

YTD FINANCIAL REPORT 2020 | GWINNETT COUNTY

Water and Sewer Operating Fund (501)

This fund supports the operation, maintenance, and capital improvement of the water and sewer system. Revenues are received from monthly usage bills, connections fees, and development charges.

	FY 2020				FY 2019	
	2020 Adopted Budget	Current Annual Budget as of 10/31/2020	Actuals YTD as of 10/31/2020	% Actual to Current Budget	Actuals YTD as of 10/31/2019	% Actual to 10/31/2019 Budget
Net Position January 1	\$ 133,041,825	\$ 133,041,825	\$ 133,041,825			
Revenues:						
Intergovernmental	\$ -	\$ -	\$ 24,202	-	\$ -	-
Charges for Services	347,175,348	347,375,348	267,795,803	77.09%	272,348,600	83.35%
Investment Income	1,000,000	1,000,000	1,308,479	130.85%	2,581,174	86.04%
Contributions and Donations	17,802,232	17,802,232	21,762,252	122.24%	20,999,138	87.50%
Miscellaneous	50,000	69,069	346,018	500.97%	264,423	-
Revenues without Use of Net Position	366,027,580	366,246,649	291,236,754	79.52%	296,193,335	83.73%
Use of Net Position	20,533,081	19,674,458	-	0.00%	-	0.00%
TOTAL REVENUES	\$ 386,560,661	\$ 385,921,107	\$ 291,236,754	75.47%	\$ 296,193,335	74.20%
Appropriations:						
Planning and Development	\$ 1,021,277	\$ 1,004,506	\$ 783,552	78.00%	\$ 791,384	84.35%
Water Resources*	384,747,081	384,124,298	302,426,526	78.73%	316,556,914	79.53%
Non-Departmental:						
Reserves - Compensation	677,303	677,303	-	0.00%	-	0.00%
Reserves - Fuel/Parts	65,000	65,000	-	0.00%	-	0.00%
Non-Departmental Water Resources	50,000	50,000	-	0.00%	-	0.00%
Total Non-Departmental	792,303	792,303	-	0.00%	-	0.00%
TOTAL APPROPRIATIONS	\$ 386,560,661	\$ 385,921,107	\$ 303,210,078	78.57%	\$ 317,348,298	79.50%
Projected Net Position December 31	\$ 112,508,744	\$ 113,367,367				
Net Position as of Report Date			\$ 121,068,501			

* Includes amounts transferred to the renewal and extension fund for capital improvement purposes.

YTD FINANCIAL REPORT 2020 | GWINNETT COUNTY

Administrative Support Fund (665)

The Administrative Support Fund accounts for the activities of all central support departments: County Administration (excluding the County Clerk, Community Outreach, Economic Development, Gwinnett Clean and Beautiful, and Internal Audit), Financial Services (excluding the Tax Assessor), Human Resources, Information Technology Services, Law, and Support Services. These activities are funded by indirect cost charges to all other funds receiving benefits.

	FY 2020				FY 2019	
	2020 Adopted Budget	Current Annual Budget as of 10/31/2020	Actuals YTD as of 10/31/2020	% Actual to Current Budget	Actuals YTD as of 10/31/2019	% Actual to 10/31/2019 Budget
Net Position January 1	\$ 8,577,368	\$ 8,577,368	\$ 8,577,368			
Revenues:						
Charges for Services	\$ 86,330,120	\$ 86,330,120	\$ 64,618,593	74.85%	\$ 57,193,105	75.05%
Investment Income	160,000	160,000	173,404	108.38%	254,225	151.32%
Miscellaneous	243,438	243,438	286,804	117.81%	315,979	129.73%
Revenues without Use of Net Position	86,733,558	86,733,558	65,078,801	75.03%	57,763,309	75.39%
Use of Net Position	458,131	-	-	-	-	0.00%
TOTAL REVENUES	\$ 87,191,689	\$ 86,733,558	\$ 65,078,801	75.03%	\$ 57,763,309	75.33%
Appropriations:						
County Administration	\$ 5,746,408	\$ 5,596,005	\$ 3,956,269	70.70%	\$ 3,517,785	70.75%
Financial Services	11,531,257	11,423,801	8,796,968	77.01%	8,130,613	76.74%
Human Resources	4,571,076	4,452,142	3,002,048	67.43%	3,039,153	69.39%
Information Technology Services	44,316,813	43,540,350	31,703,117	72.81%	27,305,176	69.53%
Law	2,766,292	2,783,923	2,219,565	79.73%	2,244,427	97.69%
Support Services	16,627,565	16,529,344	11,485,133	69.48%	10,505,984	74.55%
Non-Departmental:						
Reserves - Fuel/Parts	3,000	3,000	-	0.00%	-	0.00%
Non-Departmental Admin Support	1,629,278	1,629,278	469,535	28.82%	699,469	65.48%
Total Non-Departmental	1,632,278	1,632,278	469,535	28.77%	699,469	65.24%
Appropriations without Working Capital Reserve	87,191,689	85,957,843	61,632,635	71.70%	55,442,607	72.31%
Working Capital Reserve	-	775,715	-	0.00%	-	-
TOTAL APPROPRIATIONS	\$ 87,191,689	\$ 86,733,558	\$ 61,632,635	71.06%	\$ 55,442,607	72.31%
Projected Net Position December 31	\$ 8,119,237	\$ 9,353,083				
Net Position as of Report Date			\$ 12,023,534			

YTD FINANCIAL REPORT 2020 | GWINNETT COUNTY

Auto Liability Fund (606)

The Auto Liability Fund accounts for all financial transactions related to the County's property, liability and casualty insurance coverage on vehicles. Revenues are contributions from other Gwinnett County funds and are based on the number of employees and actual third party automobile claims for County vehicles only.

	FY 2020				FY 2019	
	2020 Adopted Budget	Current Annual Budget as of 10/31/2020	Actuals YTD as of 10/31/2020	% Actual to Current Budget	Actuals YTD as of 10/31/2019	% Actual to 10/31/2019 Budget
Net Position January 1	\$ 657,990	\$ 657,990	\$ 657,990			
Revenues:						
Charges for Services	\$ 2,250,000	\$ 2,250,000	\$ 1,875,000	83.33%	\$ 1,458,333	83.33%
Investment Income	44,000	44,000	46,985	106.78%	58,380	124.21%
Revenues without Use of Net Position	2,294,000	2,294,000	1,921,985	83.78%	1,516,713	84.40%
Use of Net Position	54,934	54,934	-	0.00%	-	0.00%
TOTAL REVENUES	\$ 2,348,934	\$ 2,348,934	\$ 1,921,985	81.82%	\$ 1,516,713	75.36%
Appropriations:						
Financial Services	\$ 2,348,934	\$ 2,348,934	\$ 1,630,685	69.42%	\$ 1,180,830	58.67%
TOTAL APPROPRIATIONS	\$ 2,348,934	\$ 2,348,934	\$ 1,630,685	69.42%	\$ 1,180,830	58.67%
Projected Net Position December 31	\$ 603,056	\$ 603,056				
Net Position as of Report Date			\$ 949,290			

YTD FINANCIAL REPORT 2020 | GWINNETT COUNTY

Fleet Management Fund (610)

The Fleet Management Fund accounts for all financial transactions related to the maintenance of the County fleet.

	FY 2020				FY 2019	
	2020 Adopted Budget	Current Annual Budget as of 10/31/2020	Actuals YTD as of 10/31/2020	% Actual to Current Budget	Actuals YTD as of 10/31/2019	% Actual to 10/31/2019 Budget
Net Position January 1	\$ 2,075,925	\$ 2,075,925	\$ 2,075,925			
Revenues:						
Charges for Services	\$ 8,750,693	\$ 8,750,693	\$ 6,123,672	69.98%	\$ 6,681,956	80.04%
Miscellaneous	367,865	367,865	313,347	85.18%	282,564	76.81%
Other Financing Sources	-	-	28,222	-	32,775	-
TOTAL REVENUES	\$ 9,118,558	\$ 9,118,558	\$ 6,465,241	70.90%	\$ 6,997,295	80.28%
Appropriations:						
Support Services	\$ 8,148,517	\$ 8,113,399	\$ 6,235,810	76.86%	\$ 5,732,464	74.85%
Non-Departmental:						
Reserves - Compensation	51,590	51,590	-	0.00%	-	0.00%
Reserves - Fuel/Parts	4,000	4,000	-	0.00%	-	0.00%
Non-Departmental Fleet Management	665,000	715,000	595,833	83.33%	166,667	83.33%
Total Non-Departmental	720,590	770,590	595,833	77.32%	166,667	77.88%
Appropriations without Working Capital Reserve	8,869,107	8,883,989	6,831,643	76.90%	5,899,131	74.94%
Working Capital Reserve	249,451	234,569	-	0.00%	-	0.00%
TOTAL APPROPRIATIONS	\$ 9,118,558	\$ 9,118,558	\$ 6,831,643	74.92%	\$ 5,899,131	67.68%
Projected Net Position December 31	\$ 2,325,376	\$ 2,310,494				
Net Position as of Report Date			\$ 1,709,523			

YTD FINANCIAL REPORT 2020 | GWINNETT COUNTY

Group Self-Insurance Fund (605)

The Group Self Insurance Fund accounts for all financial transactions related to the payment of premiums and benefits for active employees' health, disability, and life insurance. Revenues are received from employee and employer contributions.

	FY 2020				FY 2019	
	2020 Adopted Budget	Current Annual Budget as of 10/31/2020	Actuals YTD as of 10/31/2020	% Actual to Current Budget	Actuals YTD as of 10/31/2019	% Actual to 10/31/2019 Budget
Net Position January 1	\$ 30,269,650	\$ 30,269,650	\$ 30,269,650			
Revenues:						
Charges for Services	\$ 66,348,258	\$ 66,348,258	\$ 57,220,085	86.24%	\$ 52,458,572	87.23%
Investment Income	540,000	540,000	417,698	77.35%	604,176	109.85%
Miscellaneous	-	-	658,007	-	1,172,899	-
Revenues without Use of Net Position	66,888,258	66,888,258	58,295,790	87.15%	54,235,647	89.37%
Use of Net Position	609,305	603,770	-	0.00%	-	0.00%
TOTAL REVENUES	\$ 67,497,563	\$ 67,492,028	\$ 58,295,790	86.37%	\$ 54,235,647	84.21%
Appropriations:						
Human Resources	\$ 67,473,604	\$ 67,468,069	\$ 58,411,428	86.58%	\$ 49,750,484	77.26%
Non-Departmental:						
Reserves - Compensation	23,959	23,959	-	0.00%	-	0.00%
Total Non-Departmental	23,959	23,959	-	0.00%	-	0.00%
TOTAL APPROPRIATIONS	\$ 67,497,563	\$ 67,492,028	\$ 58,411,428	86.55%	\$ 49,750,484	77.25%
Projected Net Position December 31	\$ 29,660,345	\$ 29,665,880				
Net Position as of Report Date			\$ 30,154,012			

YTD FINANCIAL REPORT 2020 | GWINNETT COUNTY

Risk Management Fund (602)

The Risk Management Fund accounts for all financial transactions related to the County's property liability and casualty insurance. Revenues are received from charges to the user departments based on the number of employees, prior claims, and property liability coverage needs. Annual insurance premiums are paid in January.

	FY 2020				FY 2019	
	2020 Adopted Budget	Current Annual Budget as of 10/31/2020	Actuals YTD as of 10/31/2020	% Actual to Current Budget	Actuals YTD as of 10/31/2019	% Actual to 10/31/2019 Budget
Net Position January 1	\$ 6,807,644	\$ 6,807,644	\$ 6,807,644			
Revenues:						
Charges for Services	\$ 6,850,000	\$ 6,850,000	\$ 5,708,334	83.33%	\$ 5,208,335	83.33%
Investment Income	148,000	148,000	98,826	66.77%	144,159	87.37%
Miscellaneous	-	-	3,015	-	44,850	-
Revenues without Use of Net Position	6,998,000	6,998,000	5,810,175	83.03%	5,397,344	84.14%
Use of Net Position	2,499,755	4,807,255	-	0.00%	-	0.00%
TOTAL REVENUES	\$ 9,497,755	\$ 11,805,255	\$ 5,810,175	49.22%	\$ 5,397,344	62.63%
Appropriations:						
Financial Services	\$ 9,482,112	\$ 11,789,612	\$ 11,273,682	95.62%	\$ 5,787,267	67.23%
Non-Departmental:						
Reserves - Compensation	15,643	15,643	-	0.00%	-	0.00%
Total Non-Departmental	15,643	15,643	-	0.00%	-	0.00%
TOTAL APPROPRIATIONS	\$ 9,497,755	\$ 11,805,255	\$ 11,273,682	95.50%	\$ 5,787,267	67.15%
Projected Net Position December 31	\$ 4,307,889	\$ 2,000,389				
Net Position as of Report Date			\$ 1,344,137			

YTD FINANCIAL REPORT 2020 | GWINNETT COUNTY

Workers' Compensation Fund (604)

The Workers' Compensation Fund accounts for financial transactions related to the payment of workers' compensation claims. Revenue is received from the user departments based upon the number of employees and prior claims.

	FY 2020			% Actual to Current Budget	FY 2019	
	2020 Adopted Budget	Current Annual Budget as of 10/31/2020	Actuals YTD as of 10/31/2020		Actuals YTD as of 10/31/2019	% Actual to 10/31/2019 Budget
Net Position January 1	\$ 7,707,719	\$ 7,707,719	\$ 7,707,719			
Revenues:						
Charges for Services	\$ 3,500,000	\$ 3,500,000	\$ 2,916,667	83.33%	\$ 2,604,166	83.33%
Investment Income	202,500	202,500	135,536	66.93%	225,879	98.21%
Miscellaneous	-	-	132,109	-	477,432	-
Revenues without Use of Net Position	3,702,500	3,702,500	3,184,312	86.00%	3,307,477	98.58%
Use of Net Position	1,882,980	1,882,980	-	0.00%	-	0.00%
TOTAL REVENUES	\$ 5,585,480	\$ 5,585,480	\$ 3,184,312	57.01%	\$ 3,307,477	57.43%
Appropriations:						
Human Resources	\$ 5,574,753	\$ 5,574,753	\$ 2,503,911	44.92%	\$ 3,367,593	58.57%
Non-Departmental:						
Reserves - Compensation	10,727	10,727	-	0.00%	-	0.00%
Total Non-Departmental	10,727	10,727	-	0.00%	-	0.00%
TOTAL APPROPRIATIONS	\$ 5,585,480	\$ 5,585,480	\$ 2,503,911	44.83%	\$ 3,367,593	58.47%
Projected Net Position December 31	\$ 5,824,739	\$ 5,824,739				
Net Position as of Report Date			\$ 8,388,120			

BUDGET ADJUSTMENTS BY FUND - REVENUES

AS OF 10/31/2020

Department/Fund	2020 Adopted Budget	2020 Current Annual Budget - October	Difference (Adjustments Year to Date)	Description	Current Month	Year to Date
General Fund (001)						
Taxes	\$ 288,883,228	\$ 315,727,998	\$ 26,844,770	GCID20200262 Approval of a joint resolution approving a revised service delivery strategy and authorizing execution of documents to complete the service delivery strategy and submit to Department of Community Affairs.	\$ -	\$ 26,844,770
License and Permits	400,000	4,689,700	4,289,700	GCID20200262 Approval of a joint resolution approving a revised service delivery strategy and authorizing execution of documents to complete the service delivery strategy and submit to Department of Community Affairs.	-	4,289,700
Intergovernmental	3,807,049	3,828,049	21,000	GCID20201012 Approval to accept a Secure the Vote - Help America Vote Act (HAVA) grant in the amount of \$15,000.00 from the Georgia Secretary of State to assist with the funding for physical security of voting equipment and the general implementation of the 2020 election cycle. The County's in-kind match requirement of \$114,640.96 was met through the purchase of voting equipment for the 2020 election	15,000	15,000
				GCID20201013 Approval to accept a Secure the Vote - Coronavirus Aid, Relief & Economic Security (CARES) Act grant in the amount of \$6,000.00 from the Georgia Secretary of State to assist with funding for physical security of personal protective equipment (PPE) and the purchase of ballot drop boxes for voted absentee by mail ballots. The County's in-kind match requirement of \$31,662.00 was met through the purchase of voting equipment for the 2020 election cycle.	6,000	6,000
				Total: Intergovernmental	21,000	21,000
Charges for Services	26,605,078	26,609,078	4,000	GCID20200262 Approval of a joint resolution approving a revised service delivery strategy and authorizing execution of documents to complete the service delivery strategy and submit to Department of Community Affairs.	-	4,000
Contributions and Donations	154,514	4,413,287	4,258,773	GCID20200290 Approval to accept grant funds from the Association County Commissioners of Georgia (ACCG) Civic Affairs Foundation, Inc. in the amount of \$2607.60. Funding to be used for intern position that will assist in researching best practices and assist in inter-agency collaborations to establish a family treatment court. Approval to add intern position for the 2020 summer program. Approval for Chairman to execute grant documents and other necessary documents.	-	2,608

Department/Fund	2020 Adopted Budget	2020 Current Annual Budget - October	Difference (Adjustments Year to Date)	Description	Current Month	Year to Date
Contribution and Donations (cont.)				GCID20200698 Approval to accept a grant awarded by the Petco Foundation in the amount of \$10,000.00. These funds were received as a part of a Lifesaving Pets for Life gift intended to assist Animal Welfare with providing low or no cost vaccinations, sterilizations, as well as nutrition assistance.	-	10,000
				GCID20200903 Approval to apply for and accept if awarded a grant from GreaterGood.org for seventy five cat kennel portals, which enable the cats to roam freely from kennel to kennel for behavioral and socialization habits at approximate value of \$11,200.	-	11,200
				GCID20201032 Approval to accept USC Schwarzenegger Institute grant in the amount of \$100,000.00 from the USC Schwarzenegger Institute for State and Global Policy to assist with funding for personal protective equipment (PPE) and/or hazard pay for poll officials.	100,000	100,000
				GCID20201060 Approval to accept a grant in the amount of \$4,134,965.00 from the Center for Tech and Civic Life (CTCL) to assist with funding for the purpose of planning and operationalizing safe and secure election administration.	4,134,965	4,134,965
				Total: Contributions and Donations	4,234,965	4,258,773
Miscellaneous	1,708,748	2,208,748	500,000	GCID20191256 Award RP025-19 provision of purchasing card services on a multi-year contract to the highest scoring firm, Bank of America. Terms of contract January 1, 2020 through December 31, 2020.	-	500,000
Other Financing Sources	165,000	180,219	15,219	GCID20200551 Approval for the Chairman to execute any and all documents necessary to abandon, declare as surplus, and authorize disposition of 4,801 square feet (0.11 acre) of right-of-way formerly used as a public road known as Arnold Road, located in Land Lot 047 of the 5th Land District.	15,219	15,219
Use of Fund Balance	41,968,485	44,072,842	2,104,357	GCID20191256 Award RP025-19 provision of purchasing card services on a multi-year contract to the highest scoring firm, Bank of America. Terms of contract January 1, 2020 through December 31, 2020.	-	(500,000)
				To adjust budget for 90 day job vacancies.	(69,038)	(751,670)

Department/Fund	2020 Adopted Budget	2020 Current Annual Budget - October	Difference (Adjustments Year to Date)	Description	Current Month	Year to Date
Use of Fund Balance (cont.)				GCID20200148 Approval/authorization to rescind grants awarded by the U.S. Department of Justice and the Criminal Justice Coordinating Council totaling \$3,647,688 that are subject to 28 CFR Part 42 and approval to appropriate local funds to continue supporting these programs for FY 2020. Approval/authorization for the Chairman or designee to execute grant documents and any other necessary documents. Subject to approval by the Law Department.	-	77,246
				GCID20200262 Approval of a joint resolution approving a revised service delivery strategy and authorizing execution of documents to complete the service delivery strategy and submit to Department of Community Affairs.	-	3,200,000
				GCID20190722 Approval for the Chairman to accept a Surface Transportation Block Grant (STBG) that has been transferred to the Federal Transit Administration (FTA) in the amount of \$1,000,000.00 (80%). Funds are for a contribution to the Indian Trail Park and Ride Rehabilitation project (\$460,000.00) and to the Mid-Life Overhaul for Gwinnett County Transit Connector buses (\$540,000.00) with local matching funds (\$250,000.00).	-	115,000
				GCID20200551 Approval for the Chairman to execute any and all documents necessary to abandon, declare as surplus, and authorize disposition of 4,801 square feet (0.11 acre) of right-of-way formerly used as a public road known as Arnold Road, located in Land Lot 047 of the 5th Land District.	(15,219)	(15,219)
				GCID 20201012 Approval to accept a Secure the Vote - Help America Vote Act (HAVA) grant in the amount of \$15,000.00 from the Georgia Secretary of State to assist with the funding for physical security of voting equipment and the general implementation of the 2020 election cycle. The County's in-kind match requirement of \$114,640.96 was met through the purchase of voting equipment for the 2020 election	(15,000)	(15,000)
				GCID20201013 Approval to accept a Secure the Vote - Coronavirus Aid, Relief & Economic Security (CARES) Act grant in the amount of \$6,000.00 from the Georgia Secretary of State to assist with funding for physical security of personal protective equipment (PPE) and the purchase of ballot drop boxes for voted absentee by mail ballots. The County's in-kind match requirement of \$31,662.00 was met through the purchase of voting equipment for the 2020 election cycle.	(6,000)	(6,000)
				Total: Use of Fund Balance	(105,257)	2,104,357
				Total: General Fund		38,037,819

Department/Fund	2020 Adopted Budget	2020 Current Annual Budget - October	Difference (Adjustments Year to Date)	Description	Current Month	Year to Date
Development and Enforcement Services District Fund (104)						
Use of Fund Balance	3,595,686	3,330,479	(265,207)	To adjust budget for 90 day job vacancies.	-	(265,207)
<i>Total: Development and Enforcement Services District Fund</i>			(265,207)		-	(265,207)
Fire and Emergency Medical Services District Fund (102)						
Intergovernmental	680,000	711,225	31,225	GCID20200459 Approval to accept the Georgia Trauma Commission - EMS Trauma Related Equipment Grant in the amount of \$31,224.62. The grant can be used for the reimbursement of any trauma related equipment. This funding will be used to reimburse the purchase of EZIO needles and EZIO tools.	-	31,225
Use of Fund Balance	25,190,453	25,035,509	(154,944)	To adjust budget for 90 day job vacancies.	-	(123,719)
				GCID20200459 Approval to accept the Georgia Trauma Commission - EMS Trauma Related Equipment Grant in the amount of \$31,224.62. The grant can be used for the reimbursement of any trauma related equipment. This funding will be used to reimburse the purchase of EZIO needles and EZIO tools.	-	(31,225)
				Total: Use of Fund Balance	-	(154,944)
<i>Total: Fire and Emergency Medical Services District Fund</i>			(123,719)		-	(123,719)
Police Services District Fund (106)						
Taxes	69,327,847	42,483,077	(26,844,770)	GCID20200262 Approval of a joint resolution approving a revised service delivery strategy and authorizing execution of documents to complete the service delivery strategy and submit to Department of Community Affairs.	-	(26,844,770)
License and Permits	4,289,700	-	(4,289,700)	GCID20200262 Approval of a joint resolution approving a revised service delivery strategy and authorizing execution of documents to complete the service delivery strategy and submit to Department of Community Affairs.	-	(4,289,700)
Charges for Services	1,023,500	1,019,500	(4,000)	GCID20200262 Approval of a joint resolution approving a revised service delivery strategy and authorizing execution of documents to complete the service delivery strategy and submit to Department of Community Affairs.	-	(4,000)
Miscellaneous	305,000	308,000	3,000	GCID20191269 Approval/authorization for the Chairman to execute a First Amendment to the Tall Structure Lease Agreement with Verizon Wireless (VAW), LLC to allow modification of equipment located on the communication tower at 4663 Anderson-Livsey Lane, Snellville.	-	3,000

Department/Fund	2020 Adopted Budget	2020 Current Annual Budget - October	Difference (Adjustments Year to Date)	Description	Current Month	Year to Date
Use of Fund Balance	24,803,228	56,966,085	32,162,857	GCID20191269 Approval/authorization for the Chairman to execute a First Amendment to the Tall Structure Lease Agreement with Verizon Wireless (VAW), LLC to allow modification of equipment located on the communication tower at 4663 Anderson-Livsey Lane, Snellville.	-	(3,000)
				GCID20200148 Approval/authorization to rescind grants awarded by the U.S. Department of Justice and the Criminal Justice Coordinating Council totaling \$3,647,688 that are subject to 28 CFR Part 42 and approval to appropriate local funds to continue supporting these programs for FY 2020. Approval/authorization for the Chairman or designee to execute grant documents and any other necessary documents. Subject to approval by the Law Department.	-	3,365,142
				To adjust budget for 90 day job vacancies.	-	(402,192)
				GCID20200262 Approval of a joint resolution approving a revised service delivery strategy and authorizing execution of documents to complete the service delivery strategy and submit to Department of Community Affairs.	-	29,434,729
				License and Revenue Transition.	-	(231,822)
				Total: Use of Fund Balance	-	32,162,857
				<i>Total: Police Services District Fund</i>		
Recreation Fund (105)						
Contributions and Donations	12,900	30,900	18,000	GCID20200043 Approval to accept the NRPA Award for Health Equity from the Robert Woods Johnson Foundation to support the initiative Harvest Gwinnett in order to continue the work of Live Healthy Gwinnett.	-	3,000
				GCID20200153 Approval to accept a City Agriculture Opportunity grant from the Food Well Alliance in the amount of \$10,000. This funding will be used to support Live Healthy Gwinnett's Harvest Gwinnett initiative tied to the Lawrenceville Community Garden project.	-	10,000
				GCID20200908 Approval to accept a facility recovery grant from the United States Tennis Association in the amount of \$5,000.00 to cover cost associated with the reopening of tennis facilities in 2020.	-	5,000
				Total: Contributions and Donations	-	18,000
Use of Fund Balance	6,694,817	6,465,788	(229,029)	To adjust budget for 90 day job vacancies.	-	(229,029)
<i>Total: Recreation Fund</i>			(211,029)	-	(211,029)	

Department/Fund	2020 Adopted Budget	2020 Current Annual Budget - October	Difference (Adjustments Year to Date)	Description	Current Month	Year to Date
Economic Development Tax Fund (160)						
Taxes	-	10,312,623	10,312,623	GCID20200800 Approval of a resolution establishing the 2020 millage rates, authorizing the levy of taxes within Gwinnett County, and authorization for the Chairman to execute any and all documents related to the millage rates and digest submission to the Georgia Department of Revenue.	-	10,312,623
<i>Total: Economic Development Fund</i>			10,312,623		-	10,312,623
The Exchange at Gwinnett TAD Fund (166)						
Other Financing Sources	-	38,485,000	38,485,000	GCID20200532 Approval of a Supplemental Resolution authorizing the issuance of its Tax Allocation Bonds to finance and refinance a portion of the redevelopment costs associated with Tax Allocation District Number Six - The Exchange at Gwinnett, and for other related purposes. Authorization for staff to make revisions as necessary to finalize the agreements and documents.	-	38,485,000
<i>Total: The Exchange at Gwinnett TAD Fund</i>			38,485,000		-	38,485,000
The Exchange at Gwinnett TAD Debt Service Fund (966)						
Other Financing Sources	-	1,389,737	1,389,737	GCID20200532 Approval of a Supplemental Resolution authorizing the issuance of its Tax Allocation Bonds to finance and refinance a portion of the redevelopment costs associated with Tax Allocation District Number Six - The Exchange at Gwinnett, and for other related purposes. Authorization for staff to make revisions as necessary to finalize the agreements and documents.	-	1,389,737
<i>Total: The Exchange at Gwinnett TAD Debt Service Fund</i>			1,389,737		-	1,389,737

Department/Fund	2020 Adopted Budget	2020 Current Annual Budget - October	Difference (Adjustments Year to Date)	Description	Current Month	Year to Date
Street Lighting Fund (002)						
Charges for Services	7,568,042	8,359,665	791,623	GCID20191249 Approval of incorporation into the Gwinnett County Street Lighting Program , Claiborne Manor, Phase 1. Estimated annual revenue and operating cost is \$1,430.88.	-	1,431
				GCID20191250 Approval of incorporation into the Gwinnett County Street Lighting Program, Brooks Landing. Total estimated capital installation cost is \$21,287.28 and the estimated annual revenue and operating cost is \$1,656.	-	1,656
				GCID20191251 Approval of incorporation into the Gwinnett County Street Lighting Program, Shadow Lake, Phase 1. Total estimated installation cost is \$13,452.30 and the estimated annual revenue and operating cost is \$1,556.50.	-	1,557
				GCID20191252 Approval of incorporation into the Gwinnett County Street Lighting Program, Paden's Chase, Phase 2. Total estimated capital installation cost is \$15,824.59 and the estimated annual revenue and operating cost is \$1,723.70.	-	1,724
				GCID20191253 Approval of incorporation into the Gwinnett County Street Lighting Program, Mills Farm, Phase 2. Total estimated capital installation cost is \$11,141.68 and the estimated annual revenue and operating cost is \$1,242.	-	1,242
				Approval for the Chairman to execute the third amendment to the Cooperation Agreement with GATEWAY85 Community Improvement District for Street Lighting improvements and inclusion into the Gwinnett County Street Lighting Program a section of Jimmy Carter Blvd with GATEWAY85 CID. Funded by 38% 2009 SPLOST and 62% 2014 SPLOST.	-	2,863
				GCID20200336 Approval of incorporation into the Gwinnett County Street Lighting Program Hickory Ridge with estimated upfront installation cost \$0.00, estimated annual revenue and operating cost \$3,744.	-	3,744
				GCID20200337 Approval of incorporation into the Gwinnett County Street Lighting Program Oakdale Woods phase 6 estimated upfront installation of \$0.00, estimated annual revenue and operating cost \$1,430.88.	-	1,431
				GCID20200338 Approval of incorporation into the Gwinnett County Street Lighting Program Quail Crossing at River Park estimated installation cost of \$10,791.51, estimated annual revenue and operating cost \$1,480.05.	-	1,480

Department/Fund	2020 Adopted Budget	2020 Current Annual Budget - October	Difference (Adjustments Year to Date)	Description	Current Month	Year to Date
Charges for Services (cont.)				GCID20200339 Approval of incorporation into the Gwinnett County Street Lighting Program Burnside subdivision estimated upfront installation cost of \$10,059.76, estimated annual revenue and operating cost \$1,840.80.	-	1,841
				GCID20200692 Approval of an amendment to Section 86-14, Annual Rate for Street Light Assessments Based on Actual Cost, of the Code of Ordinances of Gwinnett County. Subject to approval as to form by the Law Department.	-	772,654
<i>Total: Street Lighting Fund</i>			791,623		-	791,623
District Attorney Federal Justice Asset Sharing Fund (080)						
Fines and Forfeitures	-	3,148	3,148	Adjust revenue and appropriation budgets to incorporate collected revenue for confiscated assets for Special Revenue Funds.	-	3,148
<i>Total: District Attorney Federal Justice Asset Sharing Fund</i>			3,148		-	3,148
District Attorney Federal Treasury Asset Sharing Fund (082)						
Fines and Forfeitures	-	6,521	6,521	Adjust revenue and appropriation budgets to incorporate collected revenue for confiscated assets for Special Revenue Funds.	-	6,521
<i>Total: District Attorney Federal Treasury Asset Sharing Fund</i>			6,521		-	6,521
Police Special Justice Fund (070)						
Fines and Forfeitures	-	182,010	182,010	Adjust revenue and appropriation budgets to incorporate collected revenue for confiscated assets for Special Revenue Funds.	-	182,010
Use of Fund Balance	111,000	-	(111,000)	Adjust revenue and appropriation budgets to incorporate collected revenue for confiscated assets for Special Revenue Funds.	-	(111,000)
<i>Total: Police Special Justice Fund</i>			71,010		-	71,010
Police Special State Fund (072)						
Fines and Forfeitures	-	227,695	227,695	Adjust revenue and appropriation budgets to incorporate collected revenue for confiscated assets for Special Revenue Funds.	-	227,695
Use of Fund Balance	951,334	723,639	(227,695)	Adjust revenue and appropriation budgets to incorporate collected revenue for confiscated assets for Special Revenue Funds.	-	(227,695)
<i>Total: Police Special State Fund</i>			-		-	-

Department/Fund	2020 Adopted Budget	2020 Current Annual Budget - October	Difference (Adjustments Year to Date)	Description	Current Month	Year to Date
Sheriff Special Justice Fund (065)						
Fines and Forfeitures	-	125,008	125,008	Adjust revenue and appropriation budgets to incorporate collected revenue for confiscated assets for Special Revenue Funds.	5,366	125,008
<i>Total: Sheriff Special Justice Fund</i>			125,008		5,366	125,008
Sheriff Special Treasury Fund (066)						
Fines and Forfeitures	-	97,516	97,516	Adjust revenue and appropriation budgets to incorporate collected revenue for confiscated assets for Special Revenue Funds.	-	97,516
<i>Total: Sheriff Special Treasury Fund</i>			97,516		-	97,516
Tourism Fund (050)						
Use of Fund Balance	997,594	1,412,594	415,000	GCID20200771 Approval of a Resolution approving the issuance of the Development Authority of Gwinnett County's Refunding Revenue Bonds (Gwinnett Center Projects), Federally Taxable Series 2020A and the Development Authority of Gwinnett County's Revenue Bonds (Gwinnett Center Projects), Federally Taxable Series 2020B for the Purpose of Financing and Refinancing the Costs of Acquiring, Constructing and Installing certain expansions and improvements to the Gwinnett Center; Authorizing the Execution and Delivery of an Intergovernmental Contract between Gwinnett County and the Development Authority Relating to the Series 2020 Bonds ; and other related purposes.	415,000	415,000
<i>Total: Tourism Fund</i>			415,000		415,000	415,000
Airport Operating Fund (520)						
Miscellaneous	1,140,000	1,154,400	14,400	GCID20191312 Approval/authorization for the Chairman to execute the First Amendment to Lease Agreement between Gwinnett County and the Gwinnett Experimental Aircraft Association, Chapter 690, Inc.	-	14,400
Use of Net Position	164,424	150,024	(14,400)	GCID20191312 Approval/authorization for the Chairman to execute the First Amendment to Lease Agreement between Gwinnett County and the Gwinnett Experimental Aircraft Association, Chapter 690, Inc.	-	(14,400)
<i>Total: Airport Operating Fund</i>			-		-	-

Department/Fund	2020 Adopted Budget	2020 Current Annual Budget - October	Difference (Adjustments Year to Date)	Description	Current Month	Year to Date
Local Transit Operating Fund (515)						
Other Financing Sources	11,750,000	11,865,000	115,000	GCID20190722 Approval for the Chairman to accept a Surface Transportation Block Grant (STBG) that has been transferred to the Federal Transit Administration (FTA) in the amount of \$1,000,000.00 (80%). Funds are for a contribution to the Indian Trail Park and Ride Rehabilitation project (\$460,000.00) and to the Mid-Life Overhaul for Gwinnett County Transit Connector buses (\$540,000.00) with local matching funds (\$250,000.00).	-	115,000
Use of Net Position	791,340	968,964	177,624	GCID20190956 Approval to apply for and accept Federal Transit Administration (FTA) Section 5307, 5337, and 5339 formula grant funds and two Congestion Mitigation and Air Quality (CMAQ) awards which will provide Federal assistance for operating expenses and a capital plan 2020 and 2021 in a total amount not to exceed \$13,347,206.76.	-	177,624
<i>Total: Local Transit Operating Fund</i>			292,624		-	292,624
Solid Waste Operating Fund (595)						
Charges for Services	41,351,452	41,626,800	275,348	GCID20200588 Approval for the Chairman to execute the Second Amendments to the Agreements for Residential Solid Waste Collection and Disposal and Collection of Residential Single-Stream Recovered Material between Advanced Disposal Solutions of Atlanta, LLC; BFI Waste Services, LLC, d/b/a Republic Services of Georgia; Sanitation Solutions, Inc.; Southern Sanitation, Inc.; and Waste Pro of Georgia, Inc.	-	275,348
<i>Total: Solid Waste Operating Fund</i>			275,348		-	275,348
Stormwater Operating Fund (590)						
Miscellaneous	20,000	129,197	109,197	GCID20200029 Approval/authorization for the Chairman to execute any and all documents necessary to release 20,615 square feet of sewer easement and to release a Maintenance Agreement including 78,700 square feet on parcel R5131 003 to Joffe Athens Hwy, LLC.	-	109,197
Use of Net Position	75,297	-	(75,297)	Correction GCID20200029 Approval/authorization for the Chairman to execute any and all documents necessary to release 20,615 square feet of sewer easement and to release a Maintenance Agreement including 78,700 square feet on parcel R5131 003 to Joffe Athens Hwy, LLC.	-	(75,297)
<i>Total: Stormwater Operating Fund</i>			33,900		-	33,900

Department/Fund	2020 Adopted Budget	2020 Current Annual Budget - October	Difference (Adjustments Year to Date)	Description	Current Month	Year to Date
Water and Sewer Operating Fund (501)						
Charges for Services	347,175,348	347,375,348	200,000	GCID20191267 Approval/authorization for the Chairman to execute an Intergovernmental Agreement between Gwinnett County , Gwinnett County Water and Sewerage Authority, and Buford Dam Road Partners, LLC to outline the responsibilities of the parties as it pertains to installation of a pump station for a proposed development.	-	200,000
Miscellaneous	50,000	69,069	19,069	GCID20200029 Approval/authorization for the Chairman to execute any and all documents necessary to release 20,615 square feet of sewer easement and to release a Maintenance Agreement including 78,700 square feet on parcel R5131 003 to Joffe Athens Hwy, LLC.	-	19,069
Use of Net Position	20,533,081	19,674,458	(858,623)	GCID20191267 Approval/authorization for the Chairman to execute an Intergovernmental Agreement between Gwinnett County , Gwinnett County Water and Sewerage Authority, and Buford Dam Road Partners, LLC to outline the responsibilities of the parties as it pertains to installation of a pump station for a proposed development.	-	(200,000)
				GCID20200029 Approval/authorization for the Chairman to execute any and all documents necessary to release 20,615 square feet of sewer easement and to release a Maintenance Agreement including 78,700 square feet on parcel R5131 003 to Joffe Athens Hwy, LLC.	-	(19,069)
				To adjust budget for 90 day job vacancies.	(67,314)	(639,554)
				Total: Use of Net Position	(67,314)	(858,623)
<i>Total: Water and Sewer Operating Fund</i>			(639,554)		(67,314)	(639,554)
Administrative Support Fund (665)						
Use of Net Position	458,131	-	(458,131)	To adjust budget for 90 day job vacancies.	-	(458,131)
<i>Total: Administrative Support Fund</i>			(458,131)		-	(458,131)
Group Self-Insurance Fund (605)						
Use of Net Position	609,305	603,770	(5,535)	To adjust budget for 90 day job vacancies.	(142)	(5,535)
<i>Total: Group Self-Insurance Fund</i>			(5,535)		(142)	(5,535)

Department/Fund	2020 Adopted Budget	2020 Current Annual Budget - October	Difference (Adjustments Year to Date)	Description	Current Month	Year to Date
Risk Management Fund (602)						
Use of Net Position	2,499,755	4,807,255	2,307,500	GCID20200798 To tender the County's self-insured retention in the total amount of Two Million (\$2,000,000.00) Dollars to Argonaut Insurance Co. to effectuate a settlement in the matter of Robert Howard, individually and as administrator of the Estate of Christopher Howard v. Gwinnett County.	-	2,000,000
				GCID20200585 Approval of a settlement in the case of Shelby Clark, et al. v. R.L. "Butch" Conway, et al., United States District Court for the Northern District of Georgia, Civil Action File No. 1:18-cv-05416-SCJ, in the amount of \$202,500.00.	-	202,500
				GCID20200586 Approval of a settlement with Grzegorz Kozlowski in the case of Brian Bort, et al. v. Lt. Col. Carl Sims, et al., United States District Court for the Northern District of Georgia, Civil Action File No. 1:15-cv-00808-SCJ, in the amount of \$105,000.00.	-	105,000
<i>Total: Risk Management Fund</i>			2,307,500		-	2,307,500
Total Revenue Budget Adjustments			\$ 91,968,589		\$ 4,518,837	\$ 91,968,589

BUDGET ADJUSTMENTS BY FUND - APPROPRIATIONS

AS OF 10/31/2020

Department/Fund	2020 Adopted Budget	2020 Current Annual Budget - October	Difference (Adjustments Year to Date)	Description	Current Month	Year to Date
General Fund (001)						
Financial Services	\$ 10,007,377	\$ 9,970,080	\$ (37,297)	To adjust budget for 90 day job vacancies.	\$ -	\$ (37,297)
Transportation	25,616,315	25,423,852	(192,463)	To adjust budget for 90 day job vacancies.	(27,934)	(192,463)
Planning and Development	759,534	2,312,492	1,552,958	GCID20200262 Approval of a joint resolution approving a revised service delivery strategy and authorizing execution of documents to complete the service delivery strategy and submit to Department of Community Affairs.	-	1,321,136
				License and Revenue Transition.	-	231,822
				Total: Planning and Development	-	1,552,958
Corrections	19,535,463	19,361,521	(173,942)	Transfer from Non-Departmental: Inmate Medical Reserve.	29,600	56,199
				To adjust budget for 90 day job vacancies.	(20,774)	(230,141)
				Total: Corrections	8,826	(173,942)
Community Services	14,705,354	14,834,287	128,933	To adjust budget for 90 day job vacancies.	-	(142,267)
				GCID20200698 Approval to accept a grant awarded by the Petco Foundation in the amount of \$10,000.00. These funds were received as a part of a Lifesaving Pets for Life gift intended to assist Animal Welfare with providing low or no cost vaccinations, sterilizations, as well as nutrition assistance.	-	10,000
				GCID20200903 Approval to apply for and accept if awarded a grant from GreaterGood.org for seventy five cat kennel portals, which enable the cats to roam freely from kennel to kennel for behavioral and socialization habits at approximate value of \$11,200.	-	11,200
				Transfer from Contingency.	250,000	250,000
				Total: Community Services	250,000	128,933
Community Services - Elections	11,013,658	16,499,692	5,486,034	To adjust budget for 90 day job vacancies.	(20,330)	(149,502)
				Transfer from Contingency.	-	1,400,571
				GCID20201032 Approval to accept USC Schwarzenegger Institute grant in the amount of \$100,000.00 from the USC Schwarzenegger Institute for State and Global Policy to assist with funding for personal protective equipment (PPE) and/or hazard pay for poll officials.	100,000	100,000
				GCID20201060 Approval to accept a grant in the amount of \$4,134,965.00 from the Center for Tech and Civic Life (CTCL) to assist with funding for the purpose of planning and operationalizing safe and secure election administration.	4,134,965	4,134,965
				Total: Community Services - Elections	4,214,635	5,486,034

Department/Fund	2020 Adopted Budget	2020 Current Annual Budget - October	Difference (Adjustments Year to Date)	Description	Current Month	Year to Date
Juvenile Court	8,702,916	9,549,020	846,104	Transfer from Non-Departmental: Court Reporters Reserve.	17,900	119,400
				Transfer from Non-Departmental: Indigent Defense Reserve.	40,700	557,736
				Transfer from Non-Departmental: Inmate Medical Reserve.	-	336
				Transfer from Non-Departmental: Court Interpreters Reserve.	6,400	88,778
				GCID20200148 Approval/authorization to rescind grants awarded by the U.S. Department of Justice and the Criminal Justice Coordinating Council totaling \$3,647,688 that are subject to 28 CFR Part 42 and approval to appropriate local funds to continue supporting these programs for FY 2020. Approval/authorization for the Chairman or designee to execute grant documents and any other necessary documents. Subject to approval by the Law Department.	-	77,246
				GCID20200290 Approval to accept grant funds from the Association County Commissioners of Georgia (ACCG) Civic Affairs Foundation, Inc. in the amount of \$2607.60 . Funding to be used for intern position that will assist in researching best practices and assist in inter-agency collaborations to establish a family treatment court. Approval to add intern position for the 2020 summer program . Approval for Chairman to execute grant documents and other necessary documents.	-	2,608
				Total: Juvenile Court	65,000	846,104
Sheriff	106,922,315	107,774,115	851,800	Transfer from Non-Departmental: Inmate Medical Reserve.	-	851,800
Judiciary	27,447,287	30,748,420	3,301,133	Transfer from Non-Departmental: Indigent Defense Reserve.	123,100	2,966,844
				Transfer from Non-Departmental: Court Interpreters Reserve.	-	334,289
				Total: Judiciary	123,100	3,301,133
Probate Court	3,177,490	3,291,870	114,380	Transfer from Non-Departmental: Court Interpreters Reserve.	1,500	6,980
				Transfer from Non-Departmental: Indigent Defense Reserve.	12,400	107,400
				Total: Probate Court	13,900	114,380
Solicitor General	6,428,565	6,429,065	500	Transfer from Non-Departmental: Court Reporters Reserve.	-	500

Department/Fund	2020 Adopted Budget	2020 Current Annual Budget - October	Difference (Adjustments Year to Date)	Description	Current Month	Year to Date
Non-Departmental:						
Contingency	2,434,635	784,064	(1,650,571)	Transfer to Community Services - Elections.	-	(1,400,571)
				Transfer to Community Services .	(250,000)	(250,000)
				Total: Contingency	(250,000)	(1,650,571)
Contribution to Capital	22,951,335	52,536,847	29,585,512	GCID20200262 Approval of a joint resolution approving a revised service delivery strategy and authorizing execution of documents to complete the service delivery strategy and submit to Department of Community Affairs.	-	29,585,512
Contribution to Local Transit	11,750,000	11,865,000	115,000	GCID20190722 Approval for the Chairman to accept a Surface Transportation Block Grant (STBG) that has been transferred to the Federal Transit Administration (FTA) in the amount of \$1,000,000.00 (80%). Funds are for a contribution to the Indian Trail Park and Ride Rehabilitation project (\$460,000.00) and to the Mid-Life Overhaul for Gwinnett County Transit Connector buses (\$540,000.00) with local matching funds (\$250,000.00).	-	115,000
Reserves - Court Interpreters	775,550	345,503	(430,047)	Transfer to Juvenile Court.	(6,400)	(88,778)
				Transfer to Judiciary.	-	(334,289)
				Transfer to Probate Court.	(1,500)	(6,980)
				Total: Reserves - Court Interpreters	(7,900)	(430,047)
Reserves - Court Reporters	300,000	180,100	(119,900)	Transfer to Juvenile Court.	(17,900)	(119,400)
				Transfer to Solicitor General.	-	(500)
				Total: Reserves - Court Reporters	(17,900)	(119,900)
Reserves - Indigent Defense	6,000,000	2,368,020	(3,631,980)	Transfer to Juvenile Court.	(40,700)	(557,736)
				Transfer to Judiciary.	-	(2,843,744)
				Transfer to Probate Court.	(12,400)	(107,400)
				Transfer to Superior Court.	(123,100)	(123,100)
				Total: Reserves - Indigent Defense	(176,200)	(3,631,980)
Reserves - Prisoner Medical	1,670,881	762,546	(908,335)	Transfer to Corrections.	(29,600)	(56,199)
				Transfer to Sheriff.	-	(851,800)
				Transfer to Juvenile Court.	-	(336)
				Total: Reserves - Prisoner Medical	(29,600)	(908,335)
Other Governmental Agencies	515,000	3,715,000	3,200,000	GCID20200262 Approval of a joint resolution approving a revised service delivery strategy and authorizing execution of documents to complete service delivery strategy and submit to Department of Community Affairs.	-	3,200,000
Total Non-Departmental			26,159,679	Total: Non-Departmental	(481,600)	26,159,679
<i>Total: General Fund</i>			38,037,819		4,165,927	38,037,819

Department/Fund	2020 Adopted Budget	2020 Current Annual Budget - October	Difference (Adjustments Year to Date)	Description	Current Month	Year to Date
Development and Enforcement Services District Fund (104)						
Planning and Development	13,527,529	13,262,322	(265,207)	To adjust budget for 90 day job vacancies.	-	(265,207)
<i>Total: Development and Enforcement Services District Fund</i>			(265,207)		-	(265,207)
Fire and Emergency Medical Services District Fund (102)						
Planning and Development	1,006,747	979,708	(27,039)	To adjust budget for 90 day job vacancies.	-	(27,039)
Fire and Emergency Services	133,938,946	133,842,266	(96,680)	To adjust budget for 90 day job vacancies.	-	(96,680)
<i>Total: Fire and Emergency Services District Fund</i>			(123,719)		-	(123,719)
Police Services District Fund (106)						
Planning and Development	1,552,958	-	(1,552,958)	License and Revenue Transition.	-	(231,822)
				GCID20200262 Approval of a joint resolution approving a revised service delivery strategy and authorizing execution of documents to complete the service delivery strategy and submit to Department of Community Affairs.	-	(1,321,136)
				Total: Planning and Development	-	(1,552,958)
Police Services	131,307,314	131,308,627	1,313	Transfer from Non-Departmental: Inmate Medical Reserve.	-	125,000
				To adjust budget for 90 day job vacancies.	-	(402,192)
				GCID20200148 Approval/authorization to rescind grants awarded by the U.S. Department of Justice and the Criminal Justice Coordinating Council totaling \$3,647,688 that are subject to 28 CFR Part 42 and approval to appropriate local funds to continue supporting these programs for FY 2020. Approval/authorization for the Chairman or designee to execute grant documents and any other necessary documents. Subject to approval by the Law Department.	-	278,505
				Total: Police Services	-	1,313
Recorder's Court	2,139,896	2,228,802	88,906	Transfer from Non-Departmental: Indigent Defense Reserve.	2,100	44,306
				Transfer from Non-Departmental: Court Interpreter's Reserve.	5,600	44,600
				Total: Recorder's Court	7,700	88,906
Non-Departmental	6,598,020	9,088,146	2,490,126	Transfer to Recorder's Court - From Indigent Defense Reserve.	(2,100)	(44,306)
				Transfer to Recorder's Court - From Court Interpreter's Reserve.	(5,600)	(44,600)
				Transfer to Police Services - From Inmate Medical Reserve.	-	(125,000)

Department/Fund	2020 Adopted Budget	2020 Current Annual Budget - October	Difference (Adjustments Year to Date)	Description	Current Month	Year to Date
Non-Departmental (cont.)				GCID20200148 Approval/authorization to rescind grants awarded by the U.S. Department of Justice and the Criminal Justice Coordinating Council totaling \$3,647,688 that are subject to 28 CFR Part 42 and approval to appropriate local funds to continue supporting these programs for FY 2020. Approval/authorization for the Chairman or designee to execute grant documents and any other necessary documents. Subject to approval by the Law Department.	-	3,086,637
				GCID20200262 Approval of a joint resolution approving a revised service delivery strategy and authorizing execution of documents to complete the service delivery strategy and submit to Department of Community Affairs.	-	(382,605)
				Total: Non-Departmental	(7,700)	2,490,126
<i>Total: Police Services District Fund</i>			1,027,387		-	1,027,387
Recreation Fund (105)						
Community Services	44,399,215	44,188,186	(211,029)	GCID20200043 Approval to accept the NRPA Award for Health Equity from the Robert Woods Johnson Foundation to support the initiative Harvest Gwinnett in order to continue the work of Live Healthy Gwinnett.	-	3,000
				GCID20200153 Approval to accept a City Agriculture Opportunity grant from the Food Well Alliance in the amount of \$10,000. This funding will be used to support Live Healthy Gwinnett's Harvest Gwinnett initiative tied to the Lawrenceville Community Garden project.	-	10,000
				GCID20200908 Approval to accept a facility recovery grant from the United States Tennis Association in the amount of \$5,000.00 to cover cost associated with the reopening of tennis facilities in 2020.	-	5,000
				To adjust budget for 90 day job vacancies.	-	(229,029)
<i>Total: Recreation Fund</i>			(211,029)		-	(211,029)

Department/Fund	2020 Adopted Budget	2020 Current Annual Budget - October	Difference (Adjustments Year to Date)	Description	Current Month	Year to Date
Economic Development Tax Fund (160)						
Development Authority Activity	-	780,715	780,715	GCID20200800 Approval of a resolution establishing the 2020 millage rates, authorizing the levy of taxes within Gwinnett County, and authorization for the Chairman to execute any and all documents related to the millage rates and digest submission to the Georgia Department of Revenue.	-	780,715
Contribution to Fund Balance	-	9,531,908	9,531,908	GCID20200800 Approval of a resolution establishing the 2020 millage rates, authorizing the levy of taxes within Gwinnett County, and authorization for the Chairman to execute any and all documents related to the millage rates and digest submission to the Georgia Department of Revenue.	-	9,531,908
<i>Total: Economic Development Fund</i>			10,312,623		-	10,312,623
The Exchange at Gwinnett TAD Fund (166)						
Planning and Development	-	19,062,525	19,062,525	GCID20200532 Approval of a Supplemental Resolution authorizing the issuance of its Tax Allocation Bonds to finance and refinance a portion of the redevelopment costs associated with Tax Allocation District Number Six - The Exchange at Gwinnett, and for other related purposes. Authorization for staff to make revisions as necessary to finalize the agreements and documents.	-	19,062,525
Contribution to Fund Balance	-	19,422,475	19,422,475	GCID20200532 Approval of a Supplemental Resolution authorizing the issuance of its Tax Allocation Bonds to finance and refinance a portion of the redevelopment costs associated with Tax Allocation District Number Six - The Exchange at Gwinnett, and for other related purposes. Authorization for staff to make revisions as necessary to finalize the agreements and documents.	-	19,422,475
<i>Total: The Exchange at Gwinnett TAD Fund</i>			38,485,000		-	38,485,000

Department/Fund	2020 Adopted Budget	2020 Current Annual Budget - October	Difference (Adjustments Year to Date)	Description	Current Month	Year to Date
The Exchange at Gwinnett TAD Debt Service Fund (966)						
Debt Service	-	1,389,737	1,389,737	GCID20200532 Approval of a Supplemental Resolution authorizing the issuance of its Tax Allocation Bonds to finance and refinance a portion of the redevelopment costs associated with Tax Allocation District Number Six - The Exchange at Gwinnett, and for other related purposes. Authorization for staff to make revisions as necessary to finalize the agreements and documents.	-	1,389,737
<i>Total: The Exchange at Gwinnett TAD Debt Service Fund</i>			1,389,737		-	1,389,737
Street Lighting Fund (002)						
Transportation	7,580,514	8,113,565	533,051	GCID20191249 Approval of incorporation into the Gwinnett County Street Lighting Program , Claiborne Manor, Phase 1. Estimated annual revenue and operating cost is \$1,430.88.	-	1,431
				GCID20191250 Approval of incorporation into the Gwinnett County Street Lighting Program, Brooks Landing. Total estimated capital installation cost is \$21,287.28 and the estimated annual revenue and operating cost is \$1,656.	-	1,656
				GCID20191251 Approval of incorporation into the Gwinnett County Street Lighting Program, Shadow Lake, Phase 1. Total estimated installation cost is \$13,452.30 and the estimated annual revenue and operating cost is \$1,556.50.	-	1,557
				GCID20191252 Approval of incorporation into the Gwinnett County Street Lighting Program, Padens Chase, Phase 2. Total estimated capital installation cost is \$15,824.59 and the estimated annual revenue and operating cost is \$1,723.70.	-	1,724
				GCID20191253 Approval of incorporation into the Gwinnett County Street Lighting Program, Mills Farm, Phase 2. Total estimated capital installation cost is \$11,141.68 and the estimated annual revenue and operating cost is \$1,242.	-	1,242

Department/Fund	2020 Adopted Budget	2020 Current Annual Budget - October	Difference (Adjustments Year to Date)	Description	Current Month	Year to Date
Transportation (cont.)				GCID20200264 Approval for the Chairman to execute the third amendment to the Cooperation Agreement with GATEWAY85 Community Improvement District for Street Lighting Improvements and inclusion into the Gwinnett County Street Lighting Program a section of Jimmy Carter Blvd. with GATEWAY85 CID. Installation funded by 38% 2009 SPLOST and 62% 2014 SPLOST.	-	2,863
				GCID20200336 Approval of incorporation into the Gwinnett County Street Lighting Program Hickory Ridge with estimated upfront installation cost \$0.00, estimated annual revenue and operating cost \$3,744.	-	3,744
				GCID20200337 Approval of incorporation into the Gwinnett County Street Lighting Program Oakdale Woods phase 6 estimated upfront installation of \$0.00, estimated annual revenue and operating cost \$1,430.88.	-	1,431
				GCID20200338 Approval of incorporation into the Gwinnett County Street Lighting Program Quail Crossing at River Park estimated installation cost of \$10,791.51, estimated annual revenue and operating cost \$1,480.05.	-	1,480
				GCID20200339 Approval of incorporation into the Gwinnett County Street Lighting Program Burnside subdivision estimated upfront installation cost of \$10,059.76, estimated annual revenue and operating cost \$1,840.80.	-	1,841
				GCID20200692 Approval of an amendment to Section 86-14, Annual Rate for Street Light Assessments Based on Actual Cost, of the Code of Ordinances of Gwinnett County. Subject to approval as to form by the Law Department.	-	514,082
				Total: Transportation	-	533,051
Contribution to Fund Balance	93	258,665	258,572	GCID20200692 Approval of an amendment to Section 86-14, Annual Rate for Street Light Assessments Based on Actual Cost, of the Code of Ordinances of Gwinnett County. Subject to approval as to form by the Law Department.	-	258,572
Total: Street Lighting Fund			791,623		-	791,623

Department/Fund	2020 Adopted Budget	2020 Current Annual Budget - October	Difference (Adjustments Year to Date)	Description	Current Month	Year to Date
District Attorney Federal Justice Asset Sharing Fund (080)						
District Attorney	175,000	178,148	3,148	Adjust revenue and appropriation budgets to incorporate collected revenue for confiscated assets for Special Revenue Funds.	-	3,148
<i>Total: District Attorney Federal Justice Asset Sharing Fund</i>			3,148		-	3,148
District Attorney Federal Treasury Asset Sharing Fund (082)						
District Attorney	-	6,521	6,521	Adjust revenue and appropriation budgets to incorporate collected revenue for confiscated assets for Special Revenue Funds.	-	6,521
<i>Total: District Attorney Federal Treasury Asset Sharing Fund</i>			6,521		-	6,521
E-911 Fund (095)						
Non-Departmental:						
Other Governmental Agencies	3,999,440	4,449,274	449,834	Transfer from Non-Departmental E-911 to Other Governmental Agencies (cities).	-	449,834
Non-Departmental E-911	454,038	4,204	(449,834)	Transfer from Non-Departmental E-911 to Other Governmental Agencies (cities).	-	(449,834)
				Total: Non-Departmental	-	-
<i>Total: E-911 Fund</i>			-		-	-
Police Special Justice Fund (070)						
Contribution to Fund Balance	-	71,010	71,010	Adjust revenue and appropriation budgets to incorporate collected revenue for confiscated assets for Special Revenue Funds.	-	71,010
<i>Total: Police Special Justice Fund</i>			71,010		-	71,010
Sheriff Special Justice Fund (065)						
Sheriff Special Operations	200,000	325,008	125,008	Adjust revenue and appropriation budgets to incorporate collected revenue for confiscated assets for Special Revenue Funds.	5,366	125,008
<i>Total: Sheriff Special Justice Fund</i>			125,008		5,366	125,008
Sheriff Special Treasury Fund (066)						
Sheriff Special Operations	200,000	297,516	97,516	Adjust revenue and appropriation budgets to incorporate collected revenue for confiscated assets for Special Revenue Funds.	-	97,516
<i>Total: Sheriff Special Treasury Fund</i>			97,516		-	97,516

Department/Fund	2020 Adopted Budget	2020 Current Annual Budget - October	Difference (Adjustments Year to Date)	Description	Current Month	Year to Date
Tourism Fund (050)						
Tourism	4,096,692	4,511,692	415,000	GCID20200771 Approval of a Resolution approving the issuance of the Development Authority of Gwinnett County's Refunding Revenue Bonds (Gwinnett Center Projects), Federally Taxable Series 2020A and the Development Authority of Gwinnett County's Revenue Bonds (Gwinnett Center Projects), Federally Taxable Series 2020B for the Purpose of Financing and Refinancing the Costs of Acquiring, Constructing and Installing certain expansions and improvements to the Gwinnett Center; Authorizing the Execution and Delivery of an Intergovernmental Contract between Gwinnett County and the Development Authority Relating to the Series 2020 Bonds ; and other related purposes.	415,000	415,000
<i>Total: Tourism Fund</i>			415,000		415,000	415,000
Local Transit Operating Fund (515)						
Transportation	16,700,039	16,992,663	292,624	GCID20190722 Approval for the Chairman to accept a Surface Transportation Block Grant (STBG) that has been transferred to the Federal Transit Administration (FTA) in the amount of \$1,000,000.00 (80%). Funds are for a contribution to the Indian Trail Park and Ride Rehabilitation project (\$460,000.00) and to the Mid-Life Overhaul for Gwinnett County Transit Connector buses (\$540,000.00) with local matching funds (\$250,000.00).	-	115,000
				GCID20190956 Approval to apply for and accept Federal Transit Administration (FTA) Section 5307, 5337, and 5339 formula grant funds and two Congestion Mitigation and Air Quality (CMAQ) awards which will provide Federal assistance for operating expenses and a capital plan 2020 and 2021 in a total amount not to exceed \$13,347,206.76.	-	177,624
<i>Total: Local Transit Operating Fund</i>			292,624		-	292,624

Department/Fund	2020 Adopted Budget	2020 Current Annual Budget - October	Difference (Adjustments Year to Date)	Description	Current Month	Year to Date
Solid Waste Operating Fund (595)						
Support Services	40,797,294	42,741,405	1,944,111	To adjust budget for 90 day job vacancies.	-	(19,847)
				GCID20200588 Approval for the Chairman to execute the Second Amendments to the Agreements for Residential Solid Waste Collection and Disposal and Collection of Residential Single-Stream Recovered Material between Advanced Disposal Solutions of Atlanta, LLC; BFI Waste Services, LLC, d/b/a Republic Services of Georgia; Sanitation Solutions, Inc.; Southern Sanitation, Inc.; and Waste Pro of Georgia, Inc.	-	1,963,958
				Total: Support Services	-	1,944,111
Working Capital Reserve	2,161,005	492,242	(1,668,763)	To adjust budget for 90 day job vacancies.	-	19,847
				GCID20200588 Approval for the Chairman to execute the Second Amendments to the Agreements for Residential Solid Waste Collection and Disposal and Collection of Residential Single-Stream Recovered Material between Advanced Disposal Solutions of Atlanta, LLC; BFI Waste Services, LLC, d/b/a Republic Services of Georgia; Sanitation Solutions, Inc.; Southern Sanitation, Inc.; and Waste Pro of Georgia, Inc.	-	(1,688,610)
				Total: Working Capital Reserve	-	(1,668,763)
<i>Total: Solid Waste Operating Fund</i>			275,348		-	275,348
Stormwater Operating Fund (590)						
Planning and Development	979,087	949,019	(30,068)	To adjust budget for 90 day job vacancies.	-	(30,068)
Water Resources	29,478,244	29,391,945	(86,299)	To adjust budget for 90 day job vacancies.	-	(86,299)
Working Capital Reserve	-	150,267	150,267	GCID20200029 Approval/authorization for the Chairman to execute any and all documents necessary to release 20,615 square feet of sewer easement and to release a Maintenance Agreement including 78,700 square feet on parcel R5131 003 to Joffe Athens Hwy, LLC.	-	57,851
				To adjust budget for 90 day job vacancies.	-	92,416
				Total: Working Capital Reserve	-	150,267
<i>Total: Stormwater Operating Fund</i>			33,900		-	33,900

Department/Fund	2020 Adopted Budget	2020 Current Annual Budget - October	Difference (Adjustments Year to Date)	Description	Current Month	Year to Date
Water and Sewer Operating Fund (501)						
Planning and Development	1,021,277	1,004,506	(16,771)	To adjust budget for 90 day job vacancies.	-	(16,771)
Water Resources	384,747,081	384,124,298	(622,783)	To adjust budget for 90 day job vacancies.	(67,314)	(622,783)
<i>Total: Water and Sewer Operating Fund</i>			(639,554)		(67,314)	(639,554)
Administrative Support Fund (665)						
County Administration	5,746,408	5,596,005	(150,403)	To adjust budget for 90 day job vacancies.	-	(150,403)
Financial Services	11,531,257	11,423,801	(107,456)	To adjust budget for 90 day job vacancies.	-	(107,456)
Human Resources	4,571,076	4,452,142	(118,934)	To adjust budget for 90 day job vacancies.	-	(118,934)
Information Technology	44,316,813	43,540,350	(776,463)	To adjust budget for 90 day job vacancies.	(62,511)	(776,463)
Law	2,766,292	2,783,923	17,631	To adjust budget for 90 day job vacancies.	-	(121,369)
				GCID20200385 Approval of the March 31, 2020 Monthly Financial Status Report and ratification of all budget amendments. Approval of a Resolution amending the fiscal year 2020 budget.	-	139,000
				Total: Law	-	17,631
Support Services	16,627,565	16,529,344	(98,221)	To adjust budget for 90 day job vacancies.	-	(98,221)
Working Capital Reserve	-	775,715	775,715	To adjust budget for 90 day job vacancies.	62,511	775,715
				Total: Working Capital Reserve	62,511	775,715
<i>Total: Administrative Support Fund</i>			(458,131)		-	(458,131)
Fleet Management Fund (610)						
Support Services	8,148,517	8,113,399	(35,118)	To adjust budget for 90 day job vacancies.	-	(35,118)
Non-Departmental	720,590	770,590	50,000	GCID20200479 Award BL034-20, Government Annex and Fleet Management parking lot improvements, to low bidder, The Surface Masters, Inc. amount not to exceed \$553,154.00.	-	50,000
Working Capital Reserve	249,451	234,569	(14,882)	GCID20200479 Award BL034-20, Government Annex and Fleet Management parking lot improvements, to low bidder, The Surface Masters, Inc. amount not to exceed \$553,154.00.	-	(50,000)
				To adjust budget for 90 day job vacancies.	-	35,118
				Total: Working Capital Reserve	-	(14,882)
<i>Total: Fleet Management Fund</i>			-		-	-

Department/Fund	2020 Adopted Budget	2020 Current Annual Budget - October	Difference (Adjustments Year to Date)	Description	Current Month	Year to Date
Group Self-Insurance Fund (605)						
Human Resources	67,473,604	67,468,069	(5,535)	To adjust budget for 90 day job vacancies.	(142)	(5,535)
<i>Total: Group Self-Insurance Fund</i>			(5,535)		(142)	(5,535)
Risk Management Fund (602)						
Financial Services	9,482,112	11,789,612	2,307,500	GCID20200798 To tender the County's self-insured retention in the total amount of Two Million (\$2,000,000.00) Dollars to Argonaut Insurance Co. to effectuate a settlement in the matter of Robert Howard, individually and as administrator of the Estate of Christopher Howard v. Gwinnett County.	-	2,000,000
				GCID20200585 Approval of a settlement in the case of Shelby Clark, et al.v.R.L. "Butch" Conway, et al., United States District Court for the Northern District of Georgia, Civil Action File No. 1:18-cv-05416-SCJ, in the amount of \$202,500.00.	-	202,500
				GCID20200586 Approval of a settlement with Grzegorz Kozlowski in the case of Brian Bort, et al. v. Lt. Col. Carl Sims, et al., United States District Court for the Northern District of Georgia, Civil Action File No. 1:15-cv-00808-SCJ, in the amount of \$105,000.00.	-	105,000
<i>Total: Risk Management Fund</i>			2,307,500		-	2,307,500
Total Appropriation Budget Adjustments			\$ 91,968,589		\$ 4,518,837	\$ 91,968,589